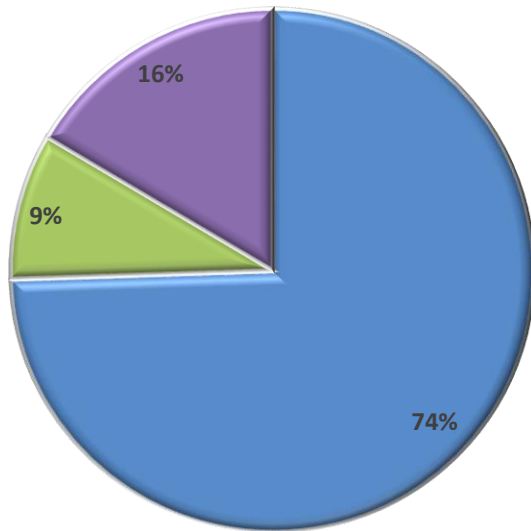
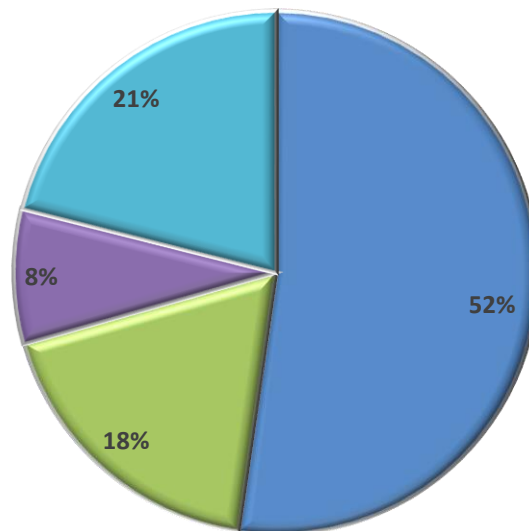


Investor Distribution- CAS 2016-C03 Group 1

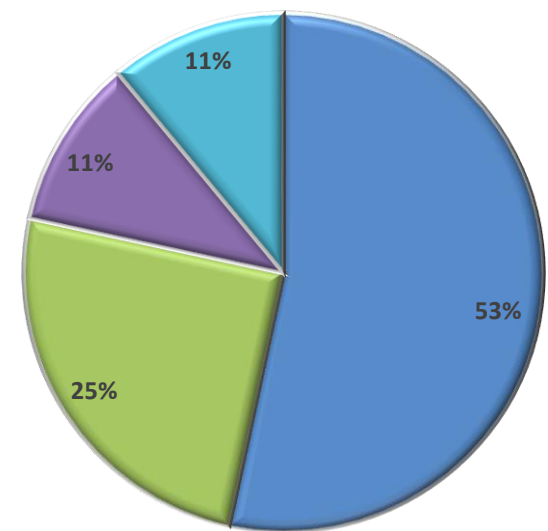
M-1 Investor Base by Type



M-2 Investor Base by Type



1-B Investor Base by Type



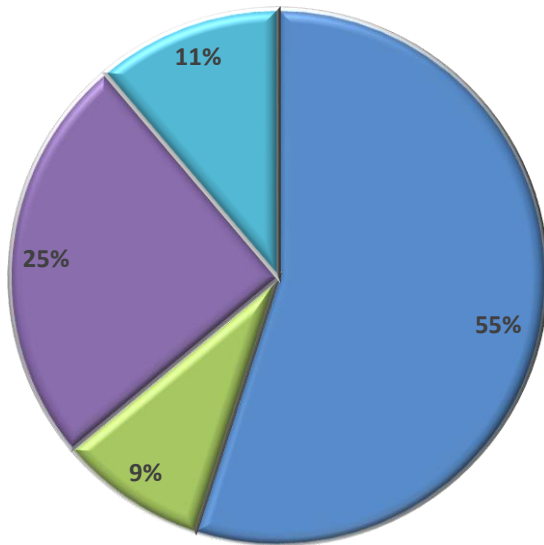
■ Asset Manager
 ■ Depository Institution
 ■ Hedge Fund/Private Equity
 ■ Insurance Company
 ■ REIT

Investor Type	1M-1	1M-2	1-B
Asset Manager	74%	52%	53%
Depository Institution	0%	0%	0%
Hedge Fund	9%	18%	25%
Insurance Company	16%	8%	11%
REIT	0%	21%	11%

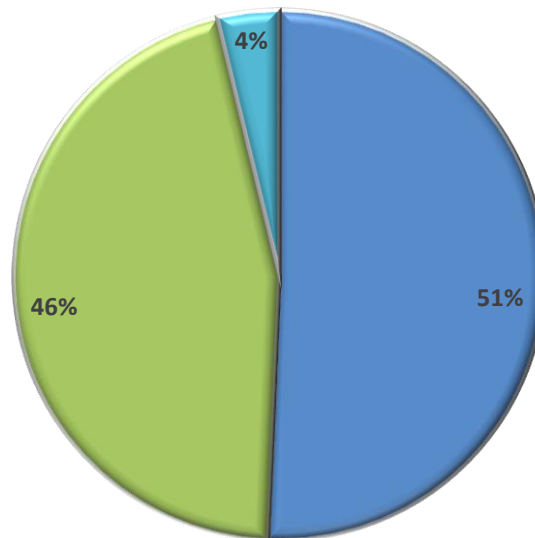
- Asset Manager includes pension funds, mutual funds, sovereign wealth funds and foundations/endowments.
- Numbers may not foot due to rounding.

Investor Distribution- CAS 2016-C03 Group 2

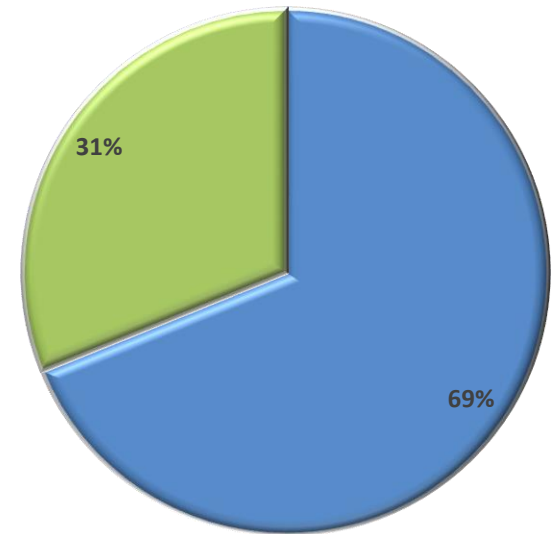
M-1 Investor Base by Type



M-2 Investor Base by Type



2-B Investor Base by Type



■ Asset Manager
 ■ Depository Institution
 ■ Hedge Fund/Private Equity
 ■ Insurance Company
 ■ REIT

Investor Type	2M-1	2M-2	2-B
Asset Manager	55%	51%	69%
Depository Institution	0%	0%	0%
Hedge Fund	9%	46%	31%
Insurance Company	25%	0%	0%
REIT	11%	4%	0%

- Asset Manager includes pension funds, mutual funds, sovereign wealth funds and foundations/endowments.
- Numbers may not foot due to rounding.