



First Franklin Mortgage Loan Trust
Mortgage Loan Asset-Backed Securities
Series 2007-3

Distribution Date: 26-Dec-07

ABN AMRO Acct : 724765.1

Payment Date: 26-Dec-07
Prior Payment: 26-Nov-07
Next Payment: 25-Jan-08
Record Date: 30-Nov-07

Distribution Count: 7

Closing Date: 30-May-07
First Pay. Date: 25-Jun-07
Rated Final Payment Date: 25-Jun-37
Determination Date: 14-Dec-07

Delinq Method: OTS

Outside Parties To The Transaction

Depositor: Merrill Lynch & Company- Asset Backed Sec. Group

Underwriter: Merrill Lynch Mortgage Lending, Inc.

Master Servicer: Home Loan Services

Rating Agency: Moody's Investors Service/Standard & Poor's Ratings Services

Contact Information:

Analyst: Mohammed Khan 714.259.6869
Mohammed.Ali.Khan@abnamro.com
Administrator: Martha Boduch 312.904.6709
Martha.Boduch@abnamro.com
LaSalle Website: www.etrustee.net



**First Franklin Mortgage Loan Trust
Mortgage Loan Asset-Backed Securities
Series 2007-3**

Table of Contents

<i>Content:</i>	<i>Pages</i>
Statement to Certificate Holders	3
Statement to Certificate Holders (Factors)	4
Pool/Non-Pool Funds Cash Reconciliation	5
Cash Reconciliation Summary	6-7
Pool Detail and Performance Indicators	8-10
Bond Interest Reconciliation Part I	11
Bond Interest Reconciliation Part II	12-13
Bond Principal Reconciliation	14
Rating Information	15
15 Month Loan Status Summary Part I	16-22
15 Month Loan Status Summary Part II	23-29
15 Month Historical Payoff Summary	30-32
Prepayment Premium Loan Detail	33
Prepayment Summary	34
Historical Collateral Level REO Report	35-37
Mortgage Loan Characteristics Part I	38
Mortgage Loan Characteristics Part II	39-41
Geographic Concentration	42
Current Period Realized Loss Detail	43
Historical Realized Loss Summary	44-46
Realized Loss Summary	47
Servicemembers Civil Relief Act	48
Material Breaches Detail	49
Modified Loan Detail (Historical)	50
Collateral Asset Changes	51
Substitution Detail History	52
Substitution Detail History Summary	53



**First Franklin Mortgage Loan Trust
Mortgage Loan Asset-Backed Securities
Series 2007-3**

**Distribution Date: 26-Dec-07
BOND PAYMENT**

Class	CUSIP	Original Face Value ⁽¹⁾	Beginning Certificate Balance	Principal Payment	Principal Adjustment or Loss	Deferred Interest	Ending Certificate Balance	Interest Payment ⁽²⁾	Interest Adjustment	Pass-Through Rate
A-1A	59024VAA7	285,760,000.00	253,841,517.58	5,720,734.74	0.00	0.00	248,120,782.84	1,020,258.87	0.00	4.8231300000%
A-1B	59024VAB5	26,321,000.00	26,321,000.00	0.00	0.00	0.00	26,321,000.00	107,765.41	0.00	4.9131300000%
A-1C	59024VAC3	205,174,000.00	205,174,000.00	0.00	0.00	0.00	205,174,000.00	846,877.91	0.00	4.9531300000%
A-1D	59024VAD1	33,199,000.00	33,199,000.00	0.00	0.00	0.00	33,199,000.00	138,139.11	0.01	4.9931300000%
A-2A	59024VAE9	420,975,000.00	366,668,459.42	7,708,365.43	0.00	0.00	358,960,093.99	1,476,796.94	0.00	4.8331300000%
A-2B	59024VAF6	210,336,000.00	210,336,000.00	0.00	0.00	0.00	210,336,000.00	861,173.43	0.00	4.9131300000%
A-2C	59024VAG4	235,961,000.00	235,961,000.00	0.00	0.00	0.00	235,961,000.00	975,920.93	0.00	4.9631300000%
A-2D	59024VAH2	91,182,000.00	91,182,000.00	0.00	0.00	0.00	91,182,000.00	382,442.38	0.00	5.0331300000%
M-1-1	59024VAJ8	35,135,000.00	35,135,000.00	0.00	0.00	0.00	35,135,000.00	148,829.81	0.00	5.0831300000%
M-1-2	59024VAK5	61,178,000.00	61,178,000.00	0.00	0.00	0.00	61,178,000.00	256,597.36	0.00	5.0331300000%
M-2-1	59024VAL3	28,590,000.00	28,590,000.00	0.00	0.00	0.00	28,590,000.00	121,582.07	0.00	5.1031300000%
M-2-2	59024VAM1	49,783,000.00	49,783,000.00	0.00	0.00	0.00	49,783,000.00	209,633.32	0.01	5.0531300000%
M-3-1	59024VAN9	7,922,000.00	7,922,000.00	0.00	0.00	0.00	7,922,000.00	34,019.25	0.00	5.1531300000%
M-3-2	59024VAP4	13,795,000.00	13,795,000.00	0.00	0.00	0.00	13,795,000.00	58,319.86	0.00	5.0731300000%
M-4-1	59024VAQ2	9,989,000.00	9,989,000.00	0.00	0.00	0.00	9,989,000.00	43,977.67	0.02	5.2831300000%
M-4-2	59024VAR0	17,394,000.00	17,394,000.00	0.00	0.00	0.00	17,394,000.00	75,129.47	0.00	5.1831300000%
M-5	59024VAS8	23,607,000.00	23,607,000.00	0.00	0.00	0.00	23,607,000.00	102,948.75	0.00	5.2331300000%
M-6	59024VAT6	16,996,000.00	16,996,000.00	0.00	0.00	0.00	16,996,000.00	78,367.57	0.01	5.5331300000%
B-1	59024VAU3	19,829,000.00	19,829,000.00	0.00	0.00	0.00	19,829,000.00	101,344.86	0.00	6.1331300000%
B-2	59024VAV1	18,885,000.00	18,885,000.00	0.00	0.00	0.00	18,885,000.00	106,749.51	0.00	6.7831300000%
B-3	59024VAW9	23,606,000.00	23,606,000.00	0.00	0.00	0.00	23,606,000.00	141,304.14	0.00	7.1831300000%
C	59024VAY5	1,888,495,810.98	N 1,802,269,860.00	0.00	0.00	0.00	1,788,840,759.83	4,364,121.17	(363,791.62)	N/A
P	59024VAX7	0.00	0.00	0.00	0.00	0.00	0.00	56,803.33	56,803.33	N/A
R	59024VAZ2	100.00	0.00	0.00	0.00	0.00	0.00	0.00	0.00	N/A
Total		1,835,617,100.00	1,749,391,977.00	13,429,100.17	0.00	0.00	1,735,962,876.83	11,709,103.12	(306,988.24)	
								Total P&I Payment	25,138,203.29	

⁽¹⁾ N denotes notional balance not included in total ⁽²⁾ Accrued Interest plus/minus Interest Adjustment minus Deferred Interest equals Interest Payment



**First Franklin Mortgage Loan Trust
Mortgage Loan Asset-Backed Securities
Series 2007-3**

**Distribution Date: 26-Dec-07
Statement to Certificate Holders (FACTORS)
BOND PAYMENT**

Class	CUSIP	Original Face Value	Beginning Certificate Balance *	Principal Payment *	Principal Adjustment or Loss	Deferred Interest *	Ending Certificate Balance *	Interest Payment *	Interest Adjustment*	Next Rate **
A-1A	59024VAA7	285,760,000.00	888.303183021	20.019368491	0.000000000	0.000000000	868.283814530	3.570334791	0.000000000	4.82875000%
A-1B	59024VAB5	26,321,000.00	1000.000000000	0.000000000	0.000000000	0.000000000	1000.000000000	4.094274914	0.000000000	4.91875000%
A-1C	59024VAC3	205,174,000.00	1000.000000000	0.000000000	0.000000000	0.000000000	1000.000000000	4.127608323	0.000000000	4.95875000%
A-1D	59024VAD1	33,199,000.00	1000.000000000	0.000000000	0.000000000	0.000000000	1000.000000000	4.160941896	0.000000301	4.99875000%
A-2A	59024VAE9	420,975,000.00	870.998181412	18.310743940	0.000000000	0.000000000	852.687437473	3.508039527	0.000000000	4.83875000%
A-2B	59024VAF6	210,336,000.00	1000.000000000	0.000000000	0.000000000	0.000000000	1000.000000000	4.094275017	0.000000000	4.91875000%
A-2C	59024VAG4	235,961,000.00	1000.000000000	0.000000000	0.000000000	0.000000000	1000.000000000	4.135941660	0.000000000	4.96875000%
A-2D	59024VAH2	91,182,000.00	1000.000000000	0.000000000	0.000000000	0.000000000	1000.000000000	4.194274967	0.000000000	5.03875000%
M-1-1	59024VAJ8	35,135,000.00	1000.000000000	0.000000000	0.000000000	0.000000000	1000.000000000	4.235941654	0.000000000	5.08875000%
M-1-2	59024VAK5	61,178,000.00	1000.000000000	0.000000000	0.000000000	0.000000000	1000.000000000	4.194275066	0.000000000	5.03875000%
M-2-1	59024VAL3	28,590,000.00	1000.000000000	0.000000000	0.000000000	0.000000000	1000.000000000	4.252608255	0.000000000	5.10875000%
M-2-2	59024VAM1	49,783,000.00	1000.000000000	0.000000000	0.000000000	0.000000000	1000.000000000	4.210941888	0.000000201	5.05875000%
M-3-1	59024VAN9	7,922,000.00	1000.000000000	0.000000000	0.000000000	0.000000000	1000.000000000	4.294275435	0.000000000	5.15875000%
M-3-2	59024VAP4	13,795,000.00	1000.000000000	0.000000000	0.000000000	0.000000000	1000.000000000	4.227608554	0.000000000	5.07875000%
M-4-1	59024VAQ2	9,989,000.00	1000.000000000	0.000000000	0.000000000	0.000000000	1000.000000000	4.402609871	0.000002002	5.28875000%
M-4-2	59024VAR0	17,394,000.00	1000.000000000	0.000000000	0.000000000	0.000000000	1000.000000000	4.319275037	0.000000000	5.18875000%
M-5	59024VAS8	23,607,000.00	1000.000000000	0.000000000	0.000000000	0.000000000	1000.000000000	4.360941670	0.000000000	5.23875000%
M-6	59024VAT6	16,996,000.00	1000.000000000	0.000000000	0.000000000	0.000000000	1000.000000000	4.610941986	0.000000588	5.53875000%
B-1	59024VAU3	19,829,000.00	1000.000000000	0.000000000	0.000000000	0.000000000	1000.000000000	5.110941550	0.000000000	6.13875000%
B-2	59024VAV1	18,885,000.00	1000.000000000	0.000000000	0.000000000	0.000000000	1000.000000000	5.652608419	0.000000000	6.78875000%
B-3	59024VAW9	23,606,000.00	1000.000000000	0.000000000	0.000000000	0.000000000	1000.000000000	5.985941710	0.000000000	7.18875000%
C	59024VAY5	1,888,495,810.98 N	954.341465584	0.000000000	0.000000000	0.000000000	947.230462164	2.310897988	(0.192635651)	N/A
P	59024VAX7	0.00	0.000000000	0.000000000	0.000000000	0.000000000	0.000000000	0.000000000	0.000000000	N/A
R	59024VAZ2	100.00	0.000000000	0.000000000	0.000000000	0.000000000	0.000000000	0.000000000	0.000000000	N/A

* Per \$1,000 of Original Face Value ** Estimated



**First Franklin Mortgage Loan Trust
Mortgage Loan Asset-Backed Securities
Series 2007-3**

**Distribution Date: 26-Dec-07
Cash Reconciliation Summary**

Pool Source of Funds		Non-Pool Source of Funds	
Interest Summary		Supplemental Interest Trust	
Interest Summary		Principal Summary	
Scheduled Interest	12,767,037.22	Scheduled Prin Distribution	560,026.56
Fees	750,945.86	Curtailments	95,637.27
Remittance Interest	12,016,091.36	Prepayments in Full	12,713,314.10
Other Interest Proceeds/Shortfalls		Liquidation Proceeds	(6,645.01)
Prepayment Penalties	56,803.33	Repurchase Proceeds	0.00
Other Interest Loss	0.00	Other Principal Proceeds	0.00
Other Interest Proceeds	0.00	Remittance Principal	13,362,332.92
Non-advancing Interest	(1,649.20)		
Non-Supported Interest Shortfall	0.00		
Relief Act Shortfall	(139.47)		
Modification Shortfall	0.00		
Other Interest Proceeds/Shortfalls	55,014.66		
Interest Adjusted	12,071,106.02		
Fee Summary			
Total Servicing Fees	750,945.86		
Total Trustee Fees	0.00		
LPMI Fees	0.00		
Credit Manager's Fees	0.00		
Unpaid Serv Fees (Charged-off Loans)	0.00		
Misc. Fees / Trust Expense	0.00		
Insurance Premium	0.00		
Total Fees	750,945.86		
Advances (Principal & Interest)			
Prior Month's Outstanding Advances	N/A		
Current Advances	N/A		
Reimbursement of Prior Advances	N/A		
Outstanding Advances	N/A		
		Cap Contract Payment	0.00
		Corridor Contracts	
		Class A-1 Certificates	0.00
		Class A-2 Certificates	0.00
		Subordinate Certificates	0.00
		Class C Certificates	0.00
		P&I Due Certificate Holders	<u>25,138,203.30</u>

P&I Advances as of the end of the Due Period do not reflect the amount of advances remitted by the Servicer on the Servicer Remittance Date due to additional proceeds received between the end of the Due Period and the Servicer Remittance Date and netted from the P&I Advances stated as of the end of the Due Period.



**First Franklin Mortgage Loan Trust
Mortgage Loan Asset-Backed Securities
Series 2007-3**

***Distribution Date: 26-Dec-07
Cash Reconciliation Summary Group 1***

	Group 1 Fixed	Group 1 ARM	Total
Interest Summary			
Scheduled Interest	870,972.00	3,776,120.12	4,647,092.12
Fees	50,709.58	223,044.81	273,754.39
Remittance Interest	820,262.42	3,553,075.31	4,373,337.73
Other Interest Proceeds/Shortfalls			
Prepayment Penalties	2,959.17	16,782.83	19,742.00
Other Interest Loss	0.00	0.00	0.00
Other Interest Proceeds	0.00	0.00	0.00
Non-advancing Interest	(1,142.63)	0.00	(1,142.63)
Net PPIS/Relief Act Shortfall	0.00	0.00	0.00
Modification Shortfall	0.00	0.00	0.00
Other Interest Proceeds/Shortfalls	1,816.54	16,782.83	18,599.37
Interest Adjusted	822,078.96	3,569,858.14	4,391,937.10
Principal Summary			
Scheduled Principal Distribution	65,726.73	155,069.18	220,795.91
Curtailments	5,406.12	30,158.29	35,564.41
Prepayments in Full	213,526.79	5,222,405.09	5,435,931.88
Liquidation Proceeds	0.00	0.00	0.00
Repurchase Proceeds	0.00	0.00	0.00
Other Principal Proceeds	0.00	0.00	0.00
Less Mod Losses	0.00	0.00	0.00
Remittance Principal	284,659.64	5,407,632.56	5,692,292.20
Fee Summary			
Total Servicing Fees	50,709.58	223,044.81	273,754.39
Total Trustee Fees	0.00	0.00	0.00
LPMI Fees	0.00	0.00	0.00
Misc. Fees	0.00	0.00	0.00
Total Fees	50,709.58	223,044.81	273,754.39
Beginning Principal Balance	121,702,740.09	535,307,685.33	657,010,425.42
Ending Principal Balance	121,418,080.45	529,900,052.77	651,318,133.22



**First Franklin Mortgage Loan Trust
Mortgage Loan Asset-Backed Securities
Series 2007-3**

***Distribution Date: 26-Dec-07
Cash Reconciliation Summary Group 2***

	Group 2 Fixed	Group 2 ARM	Total
Interest Summary			
Scheduled Interest	1,441,456.10	6,678,489.00	8,119,945.10
Fees	79,629.56	397,561.91	477,191.47
Remittance Interest	1,361,826.54	6,280,927.09	7,642,753.63
Other Interest Proceeds/Shortfalls			
Prepayment Penalties	14,806.30	22,255.03	37,061.33
Other Interest Loss	0.00	(0.00)	(0.00)
Other Interest Proceeds	0.00	0.00	0.00
Non-advancing Interest	(506.57)	0.00	(506.57)
Net PPIS/Relief Act Shortfall	0.00	(139.47)	(139.47)
Modification Shortfall	0.00	0.00	0.00
Other Interest Proceeds/Shortfalls	14,299.73	22,115.56	36,415.29
Interest Adjusted	1,376,126.27	6,303,042.65	7,679,168.92
Principal Summary			
Scheduled Principal Distribution	92,472.02	246,758.63	339,230.65
Curtailments	18,079.85	41,993.01	60,072.86
Prepayments in Full	617,736.58	6,659,645.64	7,277,382.22
Liquidation Proceeds	(6,645.01)	0.00	(6,645.01)
Repurchase Proceeds	0.00	0.00	0.00
Other Principal Proceeds	0.00	0.00	0.00
Less Mod Losses	0.00	0.00	0.00
Remittance Principal	721,643.44	6,948,397.28	7,670,040.72
Fee Summary			
Total Servicing Fees	79,629.56	397,561.91	477,191.47
Total Trustee Fees	0.00	0.00	0.00
LPMI Fees	0.00	0.00	0.00
Misc. Fees	0.00	0.00	0.00
Total Fees	79,629.56	397,561.91	477,191.47
Beginning Principal Balance	191,111,119.74	954,148,314.84	1,145,259,434.58
Ending Principal Balance	190,322,709.05	947,199,917.56	1,137,522,626.61



**First Franklin Mortgage Loan Trust
Mortgage Loan Asset-Backed Securities
Series 2007-3**

**Distribution Date: 26-Dec-07
Pool Detail and Performance Indicators Total (All Loans)**

Pool Detail			Performance Indicators			Misc/Additional Information				
Pool Level Information			Factors Impacting Principal Payment Rules			WA Rates/Life				
Historical	Amount	Count	Delinquency Levels	Num	Den	%		Fixed	Adj	Overall
Cut-off Pool Balance	1,888,495,810.98	9,233	3 mo. Rolling Average	100,788,618	1,803,504,916	5.60%	WAC - Remit Current	8.37%	7.92%	8.00%
Cum Scheduled Principal	3,922,833.62		6 mo. Rolling Average	56,582,157	1,827,109,200	3.14%	WAC - Remit Original	8.38%	7.95%	8.02%
Cum Unscheduled Principal	95,672,095.29		12 mo. Rolling Average	48,498,991	1,834,999,729	2.69%	WAC - Current	8.87%	8.42%	8.50%
Cum Liquidations	60,122.24		Loss Levels	Amount	Count		WAC - Original	8.88%	8.45%	8.52%
Cum Repurchases	16,706,366.10		3 mo. Cum Loss	66,767.25	1		WAL - Current	347.26	352.45	351.54
			6 mo. Cum loss	66,767.25	1		WAL - Original	353.38	358.45	357.59
			12 mo. Cum Loss	66,767.25	1					
Current	Amount	Count	%							
Beginning Pool	1,802,269,860.00	8,899	95.43%				Current Index Rate			4.783130%
Scheduled Principal	560,026.56		0.03%				Next Index Rate			4.865000%
Unscheduled Principal	12,808,951.37	59	0.68%							
Liquidations	60,122.24	1	0.00%				Prepayment Charges			
Repurchases	0.00	0	0.00%				Current	56,803.33		17
Ending Pool	1,788,840,759.83	8,839	94.72%				Cumulative	375,199.40		81
Ending Actual Balance	1,789,537,302.19									
Average Loan Balance	202,380.45									
Current Loss Detail	Amount									
Liquidation	60,122.24						Properties	Balance		%/Score
Realized Loss	66,767.25						Cash Out/Refinance	759,175,968.82		42.04%
Realized Loss Adjustment	0.00						SFR	1,256,375,628.39		69.57%
Net Liquidation	(6,645.01)						Owner Occupied	1,740,922,845.44		96.40%
Credit Enhancement	Amount	%						Min	Max	W A
Original OC	52,878,810.98	2.80%					FICO	540	815	645.04
Target OC	52,877,882.71	2.80%								
Beginning OC	52,877,883.00									
Ending OC	52,877,883.00									
Most Senior Certificates	1,422,682,977.00									

Legend: (1) 60 Days+, REO, BK, F/C %

(3) Condn: If Step Down Date = Yes and Cum Loss > specified thresholds, then TRUE

(5) Defined Benchmark

(2) If Step Down Date = Yes and (1) > (6) * (4), then TRUE

(4) (Ending Pool Bal - Most Senior Certs) / Ending Pool Bal

(6) Defined Benchmark (Used in Delinq Event Calc)

Note: Delinquency and Loss Event Triggers may be flagged as "Yes" prior to the Step Down Date on account of the percentage thresholds being breached.



**First Franklin Mortgage Loan Trust
Mortgage Loan Asset-Backed Securities
Series 2007-3**

***Distribution Date: 26-Dec-07
Bond Interest Reconciliation***

-- Accrual --															----- Recovered -----		----- Outstanding -----	
Class	Method	Days	Opening Balance	Pass-Thru Rate	Accrual Certificate Interest	Total Interest Additions	Total Interest Deductions	Distributable Certificate Interest	Interest Payment Amount	Interest Carry-Forward Amount	Floating Rate Certificate Carry-Over	Interest Carry-Forward Amount	Floating Rate Certificate Carry-Over	Net Cap Rate in Effect Y/N				
A-1A	Act/360	30	253,841,517.58	4.823130000%	1,020,258.87	0.00	0.00	1,020,258.87	1,020,258.87	0.00	0.00	0.00	0.00	No				
A-1B	Act/360	30	26,321,000.00	4.913130000%	107,765.41	0.00	0.00	107,765.41	107,765.41	0.00	0.00	0.00	0.00	No				
A-1C	Act/360	30	205,174,000.00	4.953130000%	846,877.91	0.00	0.00	846,877.91	846,877.91	0.00	0.00	0.00	0.00	No				
A-1D	Act/360	30	33,199,000.00	4.993130000%	138,139.10	0.00	0.00	138,139.11	138,139.11	0.01	0.00	0.00	0.00	No				
A-2A	Act/360	30	366,668,459.42	4.833130000%	1,476,796.94	0.00	0.00	1,476,796.94	1,476,796.94	0.00	0.00	0.00	0.00	No				
A-2B	Act/360	30	210,336,000.00	4.913130000%	861,173.43	0.00	0.00	861,173.43	861,173.43	0.00	0.00	0.00	0.00	No				
A-2C	Act/360	30	235,961,000.00	4.963130000%	975,920.93	0.00	0.00	975,920.93	975,920.93	0.00	0.00	0.00	0.00	No				
A-2D	Act/360	30	91,182,000.00	5.033130000%	382,442.38	0.00	0.00	382,442.38	382,442.38	0.00	0.00	0.00	0.00	No				
M-1-1	Act/360	30	35,135,000.00	5.083130000%	148,829.81	0.00	0.00	148,829.81	148,829.81	0.00	0.00	0.00	0.00	No				
M-1-2	Act/360	30	61,178,000.00	5.033130000%	256,597.36	0.00	0.00	256,597.36	256,597.36	0.00	0.00	0.00	0.00	No				
M-2-1	Act/360	30	28,590,000.00	5.103130000%	121,582.07	0.00	0.00	121,582.07	121,582.07	0.00	0.00	0.00	0.00	No				
M-2-2	Act/360	30	49,783,000.00	5.053130000%	209,633.31	0.00	0.00	209,633.32	209,633.32	0.01	0.00	0.00	0.00	No				
M-3-1	Act/360	30	7,922,000.00	5.153130000%	34,019.25	0.00	0.00	34,019.25	34,019.25	0.00	0.00	0.00	0.00	No				
M-3-2	Act/360	30	13,795,000.00	5.073130000%	58,319.86	0.00	0.00	58,319.86	58,319.86	0.00	0.00	0.00	0.00	No				
M-4-1	Act/360	30	9,989,000.00	5.283130000%	43,977.65	0.00	0.00	43,977.66	43,977.67	0.01	0.00	0.00	0.00	No				
M-4-2	Act/360	30	17,394,000.00	5.183130000%	75,129.47	0.00	0.00	75,129.47	75,129.47	0.00	0.00	0.00	0.00	No				
M-5	Act/360	30	23,607,000.00	5.233130000%	102,948.75	0.00	0.00	102,948.75	102,948.75	0.00	0.00	0.00	0.00	No				
M-6	Act/360	30	16,996,000.00	5.533130000%	78,367.56	0.00	0.00	78,367.56	78,367.57	0.00	0.00	0.00	0.00	No				
B-1	Act/360	30	19,829,000.00	6.133130000%	101,344.86	0.00	0.00	101,344.86	101,344.86	0.00	0.00	0.00	0.00	No				
B-2	Act/360	30	18,885,000.00	6.783130000%	106,749.51	0.00	0.00	106,749.51	106,749.51	0.00	0.00	0.00	0.00	No				
B-3	Act/360	30	23,606,000.00	7.183130000%	141,304.14	0.00	0.00	141,304.14	141,304.14	0.00	0.00	0.00	0.00	No				
C			1,802,269,860.00	N/A	4,727,912.79	0.00	0.00	4,738,752.07	4,364,121.17	0.00	0.00	0.00	0.00	N/A				
P			0.00	N/A	0.00	56,803.33	0.00	0.00	56,803.33	0.00	0.00	0.00	0.00	N/A				
R	Act/360	30	0.00	4.823130000%	0.00	0.00	0.00	0.00	0.00	0.00	0.00	0.00	0.00	N/A				
Total			1,749,391,977.00		12,016,091.36	56,803.33	0.00	12,026,930.67	11,709,103.12	0.03	0.00	0.00	0.00					



**First Franklin Mortgage Loan Trust
Mortgage Loan Asset-Backed Securities
Series 2007-3**

**Distribution Date: 26-Dec-07
Bond Interest Reconciliation - Part II**

Class	Record Date	Prior Interest Due Date	Current Interest Due Date	----- REMIC -----				----- Non-REMIC -----			----- Deductions -----			
				Accrual Certificate Interest	Interest Carry-Forward	Supplemental Interest Trust	Payments From Cap Contracts	Prepayment Premiums	Floating Rate Certificate Carry-Over	Other Interest Proceeds ⁽¹⁾	Non-Supported Interest Shortfall	Interest Carry-Forward ⁽²⁾	Floating Rate Certificate Carry-Over	
A-1A	30-Nov-07	26-Nov-07	26-Dec-07	1,020,258.87	0.00	0.00	0.00	0.00	0.00	0.00	0.00	0.00	0.00	0.00
A-1B	30-Nov-07	26-Nov-07	26-Dec-07	107,765.41	0.00	0.00	0.00	0.00	0.00	0.00	0.00	0.00	0.00	0.00
A-1C	30-Nov-07	26-Nov-07	26-Dec-07	846,877.91	0.00	0.00	0.00	0.00	0.00	0.00	0.00	0.00	0.00	0.00
A-1D	30-Nov-07	26-Nov-07	26-Dec-07	138,139.10	0.01	0.00	0.00	0.00	0.00	0.00	0.00	0.00	0.00	0.00
A-2A	30-Nov-07	26-Nov-07	26-Dec-07	1,476,796.94	0.00	0.00	0.00	0.00	0.00	0.00	0.00	0.00	0.00	0.00
A-2B	30-Nov-07	26-Nov-07	26-Dec-07	861,173.43	0.00	0.00	0.00	0.00	0.00	0.00	0.00	0.00	0.00	0.00
A-2C	30-Nov-07	26-Nov-07	26-Dec-07	975,920.93	0.00	0.00	0.00	0.00	0.00	0.00	0.00	0.00	0.00	0.00
A-2D	30-Nov-07	26-Nov-07	26-Dec-07	382,442.38	0.00	0.00	0.00	0.00	0.00	0.00	0.00	0.00	0.00	0.00
M-1-1	30-Nov-07	26-Nov-07	26-Dec-07	148,829.81	0.00	0.00	0.00	0.00	0.00	0.00	0.00	0.00	0.00	0.00
M-1-2	30-Nov-07	26-Nov-07	26-Dec-07	256,597.36	0.00	0.00	0.00	0.00	0.00	0.00	0.00	0.00	0.00	0.00
M-2-1	30-Nov-07	26-Nov-07	26-Dec-07	121,582.07	0.00	0.00	0.00	0.00	0.00	0.00	0.00	0.00	0.00	0.00
M-2-2	30-Nov-07	26-Nov-07	26-Dec-07	209,633.31	0.01	0.00	0.00	0.00	0.00	0.00	0.00	0.00	0.00	0.00
M-3-1	30-Nov-07	26-Nov-07	26-Dec-07	34,019.25	0.00	0.00	0.00	0.00	0.00	0.00	0.00	0.00	0.00	0.00
M-3-2	30-Nov-07	26-Nov-07	26-Dec-07	58,319.86	0.00	0.00	0.00	0.00	0.00	0.00	0.00	0.00	0.00	0.00
M-4-1	30-Nov-07	26-Nov-07	26-Dec-07	43,977.65	0.01	0.00	0.00	0.00	0.00	0.00	0.00	0.00	0.00	0.00
M-4-2	30-Nov-07	26-Nov-07	26-Dec-07	75,129.47	0.00	0.00	0.00	0.00	0.00	0.00	0.00	0.00	0.00	0.00
M-5	30-Nov-07	26-Nov-07	26-Dec-07	102,948.75	0.00	0.00	0.00	0.00	0.00	0.00	0.00	0.00	0.00	0.00
M-6	30-Nov-07	26-Nov-07	26-Dec-07	78,367.56	0.00	0.00	0.00	0.00	0.00	0.00	0.00	0.00	0.00	0.00
B-1	30-Nov-07	26-Nov-07	26-Dec-07	101,344.86	0.00	0.00	0.00	0.00	0.00	0.00	0.00	0.00	0.00	0.00
B-2	30-Nov-07	26-Nov-07	26-Dec-07	106,749.51	0.00	0.00	0.00	0.00	0.00	0.00	0.00	0.00	0.00	0.00
B-3	30-Nov-07	26-Nov-07	26-Dec-07	141,304.14	0.00	0.00	0.00	0.00	0.00	0.00	0.00	0.00	0.00	0.00
C	30-Nov-07	1-Nov-07	1-Dec-07	4,727,912.79	0.00	0.00	0.00	0.00	0.00	0.00	0.00	0.00	0.00	0.00
P	30-Nov-07	1-Nov-07	1-Dec-07	0.00	0.00	0.00	0.00	56,803.33	0.00	0.00	0.00	0.00	0.00	0.00
R	30-Nov-07	26-Nov-07	26-Dec-07	0.00	0.00	0.00	0.00	0.00	0.00	0.00	0.00	0.00	0.00	0.00

⁽¹⁾ Other Interest Proceeds are additional interest amounts specifically allocated to the bond(s) and used in determining the bonds Distributable Interest.

⁽²⁾ Interest Carry-Forward Shortfall is unpaid interest with interest thereon.



**First Franklin Mortgage Loan Trust
Mortgage Loan Asset-Backed Securities
Series 2007-3**

***Distribution Date: 26-Dec-07
Bond Interest Reconciliation - Part II***

Class	Record Date	Prior Interest Due Date	Current Interest Due Date	----- R E M I C -----		----- N o n - R E M I C -----				----- D e d u c t i o n s -----			
				Accrual Certificate Interest	Interest Carry- Forward	Supplemental Interest Trust	Payments From Cap Contracts	Prepayment Premiums	Floating Rate Certificate Carry- Over	Other Interest Proceeds ⁽¹⁾	Non-Supported Interest Shortfall	Interest Carry- Forward ⁽²⁾	Floating Rate Certificate Carry- Over
Total				12,016,091.36	0.03	0.00	0.00	56,803.33	0.00	0.00	0.00	0.00	0.00

⁽¹⁾ Other Interest Proceeds are additional interest amounts specifically allocated to the bond(s) and used in determining the bonds Distributable Interest.

⁽²⁾ Interest Carry-Forward Shortfall is unpaid interest with interest thereon.



**First Franklin Mortgage Loan Trust
Mortgage Loan Asset-Backed Securities
Series 2007-3**

***Distribution Date: 26-Dec-07
Bond Principal Reconciliation***

Class	Original Class Balance	Beginning Class Balance	Scheduled Principal Payment	Unscheduled Principal Payment	Extra Principal Payment	----- L o s s e s -----				Ending Class Balance	Rated Final Maturity	- Credit Support -	
						Prior Loss Reimburs.	Current Losses	Cumulative Losses	Interest on Losses			Original	Current
A-1A	285,760,000.00	253,841,517.58	220,795.91	5,471,496.29	28,442.54	0.00	0.00	0.00	0.00	248,120,782.84	25-Jun-37	N/A	N/A
A-1B	26,321,000.00	26,321,000.00	0.00	0.00	0.00	0.00	0.00	0.00	0.00	26,321,000.00	25-Jun-37	N/A	N/A
A-1C	205,174,000.00	205,174,000.00	0.00	0.00	0.00	0.00	0.00	0.00	0.00	205,174,000.00	25-Jun-37	N/A	N/A
A-1D	33,199,000.00	33,199,000.00	0.00	0.00	0.00	0.00	0.00	0.00	0.00	33,199,000.00	25-Jun-37	N/A	N/A
A-2A	420,975,000.00	366,668,459.42	339,230.65	7,330,810.07	38,324.71	0.00	0.00	0.00	0.00	358,960,093.99	25-Jun-37	N/A	N/A
A-2B	210,336,000.00	210,336,000.00	0.00	0.00	0.00	0.00	0.00	0.00	0.00	210,336,000.00	25-Jun-37	N/A	N/A
A-2C	235,961,000.00	235,961,000.00	0.00	0.00	0.00	0.00	0.00	0.00	0.00	235,961,000.00	25-Jun-37	N/A	N/A
A-2D	91,182,000.00	91,182,000.00	0.00	0.00	0.00	0.00	0.00	0.00	0.00	91,182,000.00	25-Jun-37	N/A	N/A
M-1-1	35,135,000.00	35,135,000.00	0.00	0.00	0.00	0.00	0.00	0.00	0.00	35,135,000.00	25-Jun-37	N/A	N/A
M-1-2	61,178,000.00	61,178,000.00	0.00	0.00	0.00	0.00	0.00	0.00	0.00	61,178,000.00	25-Jun-37	N/A	N/A
M-2-1	28,590,000.00	28,590,000.00	0.00	0.00	0.00	0.00	0.00	0.00	0.00	28,590,000.00	25-Jun-37	N/A	N/A
M-2-2	49,783,000.00	49,783,000.00	0.00	0.00	0.00	0.00	0.00	0.00	0.00	49,783,000.00	25-Jun-37	N/A	N/A
M-3-1	7,922,000.00	7,922,000.00	0.00	0.00	0.00	0.00	0.00	0.00	0.00	7,922,000.00	25-Jun-37	N/A	N/A
M-3-2	13,795,000.00	13,795,000.00	0.00	0.00	0.00	0.00	0.00	0.00	0.00	13,795,000.00	25-Jun-37	N/A	N/A
M-4-1	9,989,000.00	9,989,000.00	0.00	0.00	0.00	0.00	0.00	0.00	0.00	9,989,000.00	25-Jun-37	N/A	N/A
M-4-2	17,394,000.00	17,394,000.00	0.00	0.00	0.00	0.00	0.00	0.00	0.00	17,394,000.00	25-Jun-37	N/A	N/A
M-5	23,607,000.00	23,607,000.00	0.00	0.00	0.00	0.00	0.00	0.00	0.00	23,607,000.00	25-Jun-37	N/A	N/A
M-6	16,996,000.00	16,996,000.00	0.00	0.00	0.00	0.00	0.00	0.00	0.00	16,996,000.00	25-Jun-37	N/A	N/A
B-1	19,829,000.00	19,829,000.00	0.00	0.00	0.00	0.00	0.00	0.00	0.00	19,829,000.00	25-Jun-37	N/A	N/A
B-2	18,885,000.00	18,885,000.00	0.00	0.00	0.00	0.00	0.00	0.00	0.00	18,885,000.00	25-Jun-37	N/A	N/A
B-3	23,606,000.00	23,606,000.00	0.00	0.00	0.00	0.00	0.00	0.00	0.00	23,606,000.00	25-Jun-37	N/A	N/A
C	1,888,495,810.98	1,802,269,860.00	0.00	0.00	0.00	0.00	0.00	0.00	0.00	1,788,840,759.83	25-Jun-37	N/A	N/A
P	0.00	0.00	0.00	0.00	0.00	0.00	0.00	0.00	0.00	0.00	25-Jun-37	N/A	N/A
R	100.00	0.00	0.00	0.00	0.00	0.00	0.00	0.00	0.00	0.00	25-Jun-37	N/A	N/A
Total	1,835,617,100.00	1,749,391,977.00	560,026.56	12,802,306.36	66,767.25	0.00	0.00	0.00	0.00	1,735,962,876.83			



**First Franklin Mortgage Loan Trust
Mortgage Loan Asset-Backed Securities
Series 2007-3**

***Distribution Date: 26-Dec-07
Ratings Information***

Class	CUSIP	----- Original Ratings -----				----- Ratings Change / Change Date ⁽¹⁾ -----				
		Fitch	Moody's	DBRS	S&P	Fitch	Moody's	DBRS	S&P	
A-1A	59024VAA7	NR	Aaa	NR	AAA					
A-1B	59024VAB5	NR	Aaa	NR	AAA					
A-1C	59024VAC3	NR	Aaa	NR	AAA					
A-1D	59024VAD1	NR	Aaa	NR	AAA					
A-2A	59024VAE9	NR	Aaa	NR	AAA					
A-2B	59024VAF6	NR	Aaa	NR	AAA					
A-2C	59024VAG4	NR	Aaa	NR	AAA					
A-2D	59024VAH2	NR	Aaa	NR	AAA					
M-1-1	59024VAJ8	NR	Aa1	NR	AA+					
M-1-2	59024VAK5	NR	Aa1	NR	AA+					
M-2-1	59024VAL3	NR	Aa2	NR	AA				AA-	17-Oct-07
M-2-2	59024VAM1	NR	Aa2	NR	AA				AA-	17-Oct-07
M-3-1	59024VAN9	NR	Aa3	NR	AA-				A-	17-Oct-07
M-3-2	59024VAP4	NR	Aa3	NR	AA-				A-	17-Oct-07
M-4-1	59024VAQ2	NR	A1	NR	A+				BBB+	17-Oct-07
M-4-2	59024VAR0	NR	A1	NR	A+				BBB+	17-Oct-07
M-5	59024VAS8	NR	A2	NR	A				BBB	17-Oct-07
M-6	59024VAT6	NR	A3	NR	A-		Baa1	3-Dec-07	BBB-	17-Oct-07
B-1	59024VAU3	NR	Baa1	NR	BBB+		Baa2	3-Dec-07	BB+	17-Oct-07
B-2	59024VAV1	NR	Baa2	NR	BBB		Ba1	3-Dec-07	BB	17-Oct-07
B-3	59024VAW9	NR	Baa3	NR	BBB-		B1	3-Dec-07	BB-	17-Oct-07
C	59024VAY5	NR	NR	NR	NR					
P	59024VAX7	NR	NR	NR	NR					
R	59024VAZ2	NR	NR	NR	AAA					

NR - Designates that the class was not rated by the rating agency.

⁽¹⁾ Changed ratings provided on this report are based on information provided by the applicable rating agency via electronic transmission. It shall be understood that this transmission will generally have been provided to LaSalle within 30 days of the payment date listed on this statement. Because ratings may have changed during the 30 day window, or may not be being provided by the rating agency in an electronic format and therefore not being updated on this report, LaSalle recommends that investors obtain current rating information directly from the rating agency.



**First Franklin Mortgage Loan Trust
Mortgage Loan Asset-Backed Securities
Series 2007-3**

**Distribution Date: 26-Dec-07
Asset-Backed Facts ~ 15 Month Historical Loan Status Summary Part I (as of Cut-Off)**

Distribution Date	Current		Delinq 1 Month		Delinq 2 Months		Delinq 3+ Months		Bankruptcy		Foreclosure		REO	
	Count	Balance	Count	Balance	Count	Balance	Count	Balance	Count	Balance	Count	Balance	Count	Balance
Total (All Loans)														
26-Dec-07	7,950	1,571,798,583	340	77,067,146	193	46,650,579	13	2,294,112	12	2,579,032	319	86,149,436	12	2,301,871
26-Nov-07	8,228	1,638,487,950	296	67,171,560	155	37,406,396	24	5,611,006	9	1,505,441	184	51,690,516	3	396,991
25-Oct-07	8,467	1,697,034,209	265	56,589,444	132	33,702,865	8	2,804,393	12	1,815,949	94	27,457,267	0	0
25-Sep-07	8,716	1,752,443,150	197	46,032,999	88	25,553,355	0	0	8	1,205,699	18	4,557,530	0	0
27-Aug-07	8,945	1,805,677,026	140	40,316,683	12	2,165,409	0	0	5	722,854	7	2,410,150	0	0
25-Jul-07	9,135	1,857,963,572	40	12,579,940	0	0	0	0	3	512,088	0	0	0	0
25-Jun-07	9,212	1,882,342,901	0	0	0	0	0	0	0	0	0	0	0	0

Total (All Loans)														
26-Dec-07	89.94%	87.87%	3.85%	4.31%	2.18%	2.61%	0.15%	0.13%	0.14%	0.14%	3.61%	4.82%	0.14%	0.13%
26-Nov-07	92.46%	90.91%	3.33%	3.73%	1.74%	2.08%	0.27%	0.31%	0.10%	0.08%	2.07%	2.87%	0.03%	0.02%
25-Oct-07	94.31%	93.27%	2.95%	3.11%	1.47%	1.85%	0.09%	0.15%	0.13%	0.10%	1.05%	1.51%	0.00%	0.00%
25-Sep-07	96.55%	95.77%	2.18%	2.52%	0.97%	1.40%	0.00%	0.00%	0.09%	0.07%	0.20%	0.25%	0.00%	0.00%
27-Aug-07	98.20%	97.54%	1.54%	2.18%	0.13%	0.12%	0.00%	0.00%	0.05%	0.04%	0.08%	0.13%	0.00%	0.00%
25-Jul-07	99.53%	99.30%	0.44%	0.67%	0.00%	0.00%	0.00%	0.00%	0.03%	0.03%	0.00%	0.00%	0.00%	0.00%
25-Jun-07	100.00%	100.00%	0.00%	0.00%	0.00%	0.00%	0.00%	0.00%	0.00%	0.00%	0.00%	0.00%	0.00%	0.00%

Delinquency Balances are Exclusive of REO, Foreclosures and Bankruptcies.



**First Franklin Mortgage Loan Trust
Mortgage Loan Asset-Backed Securities
Series 2007-3**

Distribution Date: 26-Dec-07

Asset-Backed Facts ~ 15 Month Historical Loan Status Summary Part I (as of Cut-Off)

Distribution Date	Current		Delinq 1 Month		Delinq 2 Months		Delinq 3+ Months		Bankruptcy		Foreclosure		REO		
	Count	Balance	Count	Balance	Count	Balance	Count	Balance	Count	Balance	Count	Balance	Count	Balance	
Group 1 - Total															
26-Dec-07	3,018	590,908,495	109	23,744,275	72	14,817,259	5	886,435	7	1,513,995	90	18,993,336	2	454,338	
26-Nov-07	3,114	611,458,954	109	22,324,429	47	9,628,456	9	2,233,176	4	759,812	49	10,605,598	0	0	
25-Oct-07	3,205	631,067,321	88	17,546,710	42	8,196,844	4	1,063,636	7	1,255,028	23	5,812,709	0	0	
25-Sep-07	3,290	647,643,764	64	12,802,678	26	6,295,074	0	0	4	716,591	5	1,618,375	0	0	
27-Aug-07	3,371	664,916,478	40	9,280,799	4	1,041,014	0	0	3	526,161	2	768,508	0	0	
25-Jul-07	3,441	680,099,369	8	2,811,907	0	0	0	0	2	443,810	0	0	0	0	
25-Jun-07	3,464	686,719,144	0	0	0	0	0	0	0	0	0	0	0	0	

Group 1 - Total															
26-Dec-07	91.37%	90.73%	3.30%	3.65%	2.18%	2.27%	0.15%	0.14%	0.21%	0.23%	2.72%	2.92%	0.06%	0.07%	
26-Nov-07	93.46%	93.07%	3.27%	3.40%	1.41%	1.47%	0.27%	0.34%	0.12%	0.12%	1.47%	1.61%	0.00%	0.00%	
25-Oct-07	95.13%	94.91%	2.61%	2.64%	1.25%	1.23%	0.12%	0.16%	0.21%	0.19%	0.68%	0.87%	0.00%	0.00%	
25-Sep-07	97.08%	96.80%	1.89%	1.91%	0.77%	0.94%	0.00%	0.00%	0.12%	0.11%	0.15%	0.24%	0.00%	0.00%	
27-Aug-07	98.57%	98.28%	1.17%	1.37%	0.12%	0.15%	0.00%	0.00%	0.09%	0.08%	0.06%	0.11%	0.00%	0.00%	
25-Jul-07	99.71%	99.52%	0.23%	0.41%	0.00%	0.00%	0.00%	0.00%	0.06%	0.06%	0.00%	0.00%	0.00%	0.00%	
25-Jun-07	100.00%	100.00%	0.00%	0.00%	0.00%	0.00%	0.00%	0.00%	0.00%	0.00%	0.00%	0.00%	0.00%	0.00%	

Delinquency Balances are Exclusive of REO, Foreclosures and Bankruptcies.



**First Franklin Mortgage Loan Trust
Mortgage Loan Asset-Backed Securities
Series 2007-3**

**Distribution Date: 26-Dec-07
Asset-Backed Facts ~ 15 Month Historical Loan Status Summary Part I (as of Cut-Off)**

Distribution Date	Current		Delinq 1 Month		Delinq 2 Months		Delinq 3+ Months		Bankruptcy		Foreclosure		REO	
	Count	Balance	Count	Balance	Count	Balance	Count	Balance	Count	Balance	Count	Balance	Count	Balance
Group 1 Fixed														
26-Dec-07	686	114,661,939	12	1,840,239	7	1,010,936	2	235,619	2	285,682	19	3,383,666	0	0
26-Nov-07	690	114,998,324	16	2,410,485	10	1,688,893	5	1,042,257	1	190,679	8	1,372,102	0	0
25-Oct-07	701	116,835,715	18	2,690,926	13	2,230,925	1	269,838	1	190,718	2	418,224	0	0
25-Sep-07	720	119,672,675	16	2,883,408	3	688,316	0	0	1	190,758	0	0	0	0
27-Aug-07	738	123,187,084	5	1,008,026	1	190,797	0	0	0	0	0	0	0	0
25-Jul-07	745	124,488,779	2	597,831	0	0	0	0	0	0	0	0	0	0
25-Jun-07	747	125,161,933	0	0	0	0	0	0	0	0	0	0	0	0

Group 1 Fixed														
26-Dec-07	94.23%	94.44%	1.65%	1.52%	0.96%	0.83%	0.27%	0.19%	0.27%	0.24%	2.61%	2.79%	0.00%	0.00%
26-Nov-07	94.52%	94.49%	2.19%	1.98%	1.37%	1.39%	0.68%	0.86%	0.14%	0.16%	1.10%	1.13%	0.00%	0.00%
25-Oct-07	95.24%	95.27%	2.45%	2.19%	1.77%	1.82%	0.14%	0.22%	0.14%	0.16%	0.27%	0.34%	0.00%	0.00%
25-Sep-07	97.30%	96.95%	2.16%	2.34%	0.41%	0.56%	0.00%	0.00%	0.14%	0.15%	0.00%	0.00%	0.00%	0.00%
27-Aug-07	99.19%	99.04%	0.67%	0.81%	0.13%	0.15%	0.00%	0.00%	0.00%	0.00%	0.00%	0.00%	0.00%	0.00%
25-Jul-07	99.73%	99.52%	0.27%	0.48%	0.00%	0.00%	0.00%	0.00%	0.00%	0.00%	0.00%	0.00%	0.00%	0.00%
25-Jun-07	100.00%	100.00%	0.00%	0.00%	0.00%	0.00%	0.00%	0.00%	0.00%	0.00%	0.00%	0.00%	0.00%	0.00%

Delinquency Balances are Exclusive of REO, Foreclosures and Bankruptcies.



**First Franklin Mortgage Loan Trust
Mortgage Loan Asset-Backed Securities
Series 2007-3**

Distribution Date: 26-Dec-07

Asset-Backed Facts ~ 15 Month Historical Loan Status Summary Part I (as of Cut-Off)

Distribution Date	Current		Delinq 1 Month		Delinq 2 Months		Delinq 3+ Months		Bankruptcy		Foreclosure		REO	
	Count	Balance	Count	Balance	Count	Balance	Count	Balance	Count	Balance	Count	Balance	Count	Balance
Group 1 ARM														
26-Dec-07	2,332	476,246,556	97	21,904,037	65	13,806,323	3	650,816	5	1,228,313	71	15,609,670	2	454,338
26-Nov-07	2,424	496,460,630	93	19,913,944	37	7,939,564	4	1,190,919	3	569,133	41	9,233,496	0	0
25-Oct-07	2,504	514,231,606	70	14,855,783	29	5,965,919	3	793,798	6	1,064,310	21	5,394,485	0	0
25-Sep-07	2,570	527,971,089	48	9,919,270	23	5,606,758	0	0	3	525,833	5	1,618,375	0	0
27-Aug-07	2,633	541,729,394	35	8,272,773	3	850,217	0	0	3	526,161	2	768,508	0	0
25-Jul-07	2,696	555,610,591	6	2,214,077	0	0	0	0	2	443,810	0	0	0	0
25-Jun-07	2,717	561,557,211	0	0	0	0	0	0	0	0	0	0	0	0

Group 1 ARM														
Distribution Date	Current Count	Current Balance	Delinq 1 Month Count	Delinq 1 Month Balance	Delinq 2 Months Count	Delinq 2 Months Balance	Delinq 3+ Months Count	Delinq 3+ Months Balance	Bankruptcy Count	Bankruptcy Balance	Foreclosure Count	Foreclosure Balance	REO Count	REO Balance
26-Dec-07	90.56%	89.87%	3.77%	4.13%	2.52%	2.61%	0.12%	0.12%	0.19%	0.23%	2.76%	2.95%	0.08%	0.09%
26-Nov-07	93.16%	92.74%	3.57%	3.72%	1.42%	1.48%	0.15%	0.22%	0.12%	0.11%	1.58%	1.72%	0.00%	0.00%
25-Oct-07	95.10%	94.82%	2.66%	2.74%	1.10%	1.10%	0.11%	0.15%	0.23%	0.20%	0.80%	0.99%	0.00%	0.00%
25-Sep-07	97.02%	96.76%	1.81%	1.82%	0.87%	1.03%	0.00%	0.00%	0.11%	0.10%	0.19%	0.30%	0.00%	0.00%
27-Aug-07	98.39%	98.11%	1.31%	1.50%	0.11%	0.15%	0.00%	0.00%	0.11%	0.10%	0.07%	0.14%	0.00%	0.00%
25-Jul-07	99.70%	99.52%	0.22%	0.40%	0.00%	0.00%	0.00%	0.00%	0.07%	0.08%	0.00%	0.00%	0.00%	0.00%
25-Jun-07	100.00%	100.00%	0.00%	0.00%	0.00%	0.00%	0.00%	0.00%	0.00%	0.00%	0.00%	0.00%	0.00%	0.00%

Delinquency Balances are Exclusive of REO, Foreclosures and Bankruptcies.



**First Franklin Mortgage Loan Trust
Mortgage Loan Asset-Backed Securities
Series 2007-3**

Distribution Date: 26-Dec-07

Asset-Backed Facts ~ 15 Month Historical Loan Status Summary Part I (as of Cut-Off)

Distribution Date	Current		Delinq 1 Month		Delinq 2 Months		Delinq 3+ Months		Bankruptcy		Foreclosure		REO		
	Count	Balance	Count	Balance	Count	Balance	Count	Balance	Count	Balance	Count	Balance	Count	Balance	
Group 2 - Total															
26-Dec-07	4,932	980,890,088	231	53,322,871	121	31,833,320	8	1,407,678	5	1,065,037	229	67,156,100	10	1,847,533	
26-Nov-07	5,114	1,027,028,997	187	44,847,131	108	27,777,940	15	3,377,830	5	745,629	135	41,084,918	3	396,991	
25-Oct-07	5,262	1,065,966,888	177	39,042,734	90	25,506,022	4	1,740,757	5	560,921	71	21,644,559	0	0	
25-Sep-07	5,426	1,104,799,386	133	33,230,321	62	19,258,281	0	0	4	489,108	13	2,939,155	0	0	
27-Aug-07	5,574	1,140,760,548	100	31,035,884	8	1,124,395	0	0	2	196,692	5	1,641,642	0	0	
25-Jul-07	5,694	1,177,864,203	32	9,768,033	0	0	0	0	1	68,279	0	0	0	0	
25-Jun-07	5,748	1,195,623,757	0	0	0	0	0	0	0	0	0	0	0	0	

Group 2 - Total															
26-Dec-07	89.09%	86.23%	4.17%	4.69%	2.19%	2.80%	0.14%	0.12%	0.09%	0.09%	4.14%	5.90%	0.18%	0.16%	
26-Nov-07	91.86%	89.68%	3.36%	3.92%	1.94%	2.43%	0.27%	0.29%	0.09%	0.07%	2.43%	3.59%	0.05%	0.03%	
25-Oct-07	93.81%	92.33%	3.16%	3.38%	1.60%	2.21%	0.07%	0.15%	0.09%	0.05%	1.27%	1.87%	0.00%	0.00%	
25-Sep-07	96.24%	95.18%	2.36%	2.86%	1.10%	1.66%	0.00%	0.00%	0.07%	0.04%	0.23%	0.25%	0.00%	0.00%	
27-Aug-07	97.98%	97.11%	1.76%	2.64%	0.14%	0.10%	0.00%	0.00%	0.04%	0.02%	0.09%	0.14%	0.00%	0.00%	
25-Jul-07	99.42%	99.17%	0.56%	0.82%	0.00%	0.00%	0.00%	0.00%	0.02%	0.01%	0.00%	0.00%	0.00%	0.00%	
25-Jun-07	100.00%	100.00%	0.00%	0.00%	0.00%	0.00%	0.00%	0.00%	0.00%	0.00%	0.00%	0.00%	0.00%	0.00%	

Delinquency Balances are Exclusive of REO, Foreclosures and Bankruptcies.



**First Franklin Mortgage Loan Trust
Mortgage Loan Asset-Backed Securities
Series 2007-3**

**Distribution Date: 26-Dec-07
Asset-Backed Facts ~ 15 Month Historical Loan Status Summary Part I (as of Cut-Off)**

Distribution Date	Current		Delinq 1 Month		Delinq 2 Months		Delinq 3+ Months		Bankruptcy		Foreclosure		REO		
	Count	Balance	Count	Balance	Count	Balance	Count	Balance	Count	Balance	Count	Balance	Count	Balance	
Group 2 Fixed															
26-Dec-07	1,344	174,285,390	54	7,257,817	26	2,995,127	2	158,974	2	182,728	37	4,910,191	6	532,483	
26-Nov-07	1,379	178,830,568	46	6,023,225	24	2,235,597	1	89,797	1	68,113	25	3,749,050	2	114,770	
25-Oct-07	1,410	182,197,893	43	5,345,107	13	1,565,509	0	0	1	68,155	16	2,508,919	0	0	
25-Sep-07	1,444	186,443,382	28	3,228,583	11	2,152,180	0	0	1	68,196	5	357,420	0	0	
27-Aug-07	1,477	190,746,810	16	2,221,463	3	186,303	0	0	1	68,238	1	110,968	0	0	
25-Jul-07	1,495	193,255,961	6	526,049	0	0	0	0	1	68,279	0	0	0	0	
25-Jun-07	1,504	194,875,737	0	0	0	0	0	0	0	0	0	0	0	0	

Group 2 Fixed															
Distribution Date	Current Count %	Current Balance %	Delinq 1 Month Count %	Delinq 1 Month Balance %	Delinq 2 Months Count %	Delinq 2 Months Balance %	Delinq 3+ Months Count %	Delinq 3+ Months Balance %	Bankruptcy Count %	Bankruptcy Balance %	Foreclosure Count %	Foreclosure Balance %	REO Count %	REO Balance %	
26-Dec-07	91.37%	91.57%	3.67%	3.81%	1.77%	1.57%	0.14%	0.08%	0.14%	0.10%	2.52%	2.58%	0.41%	0.28%	
26-Nov-07	93.30%	93.57%	3.11%	3.15%	1.62%	1.17%	0.07%	0.05%	0.07%	0.04%	1.69%	1.96%	0.14%	0.06%	
25-Oct-07	95.08%	95.05%	2.90%	2.79%	0.88%	0.82%	0.00%	0.00%	0.07%	0.04%	1.08%	1.31%	0.00%	0.00%	
25-Sep-07	96.98%	96.98%	1.88%	1.68%	0.74%	1.12%	0.00%	0.00%	0.07%	0.04%	0.34%	0.19%	0.00%	0.00%	
27-Aug-07	98.60%	98.66%	1.07%	1.15%	0.20%	0.10%	0.00%	0.00%	0.07%	0.04%	0.07%	0.06%	0.00%	0.00%	
25-Jul-07	99.53%	99.69%	0.40%	0.27%	0.00%	0.00%	0.00%	0.00%	0.07%	0.04%	0.00%	0.00%	0.00%	0.00%	
25-Jun-07	100.00%	100.00%	0.00%	0.00%	0.00%	0.00%	0.00%	0.00%	0.00%	0.00%	0.00%	0.00%	0.00%	0.00%	

Delinquency Balances are Exclusive of REO, Foreclosures and Bankruptcies.



**First Franklin Mortgage Loan Trust
Mortgage Loan Asset-Backed Securities
Series 2007-3**

**Distribution Date: 26-Dec-07
Asset-Backed Facts ~ 15 Month Historical Loan Status Summary Part I (as of Cut-Off)**

Distribution Date	Current		Delinq 1 Month		Delinq 2 Months		Delinq 3+ Months		Bankruptcy		Foreclosure		REO	
	Count	Balance	Count	Balance	Count	Balance	Count	Balance	Count	Balance	Count	Balance	Count	Balance
Group 2 ARM														
26-Dec-07	3,588	806,604,698	177	46,065,054	95	28,838,193	6	1,248,704	3	882,309	192	62,245,910	4	1,315,050
26-Nov-07	3,735	848,198,428	141	38,823,906	84	25,542,343	14	3,288,033	4	677,516	110	37,335,868	1	282,221
25-Oct-07	3,852	883,768,995	134	33,697,628	77	23,940,512	4	1,740,757	4	492,766	55	19,135,640	0	0
25-Sep-07	3,982	918,356,004	105	30,001,738	51	17,106,101	0	0	3	420,912	8	2,581,735	0	0
27-Aug-07	4,097	950,013,737	84	28,814,421	5	938,093	0	0	1	128,455	4	1,530,674	0	0
25-Jul-07	4,199	984,608,241	26	9,241,984	0	0	0	0	0	0	0	0	0	0
25-Jun-07	4,244	1,000,748,020	0	0	0	0	0	0	0	0	0	0	0	0

Group 2 ARM														
26-Dec-07	88.27%	85.16%	4.35%	4.86%	2.34%	3.04%	0.15%	0.13%	0.07%	0.09%	4.72%	6.57%	0.10%	0.14%
26-Nov-07	91.34%	88.90%	3.45%	4.07%	2.05%	2.68%	0.34%	0.34%	0.10%	0.07%	2.69%	3.91%	0.02%	0.03%
25-Oct-07	93.36%	91.79%	3.25%	3.50%	1.87%	2.49%	0.10%	0.18%	0.10%	0.05%	1.33%	1.99%	0.00%	0.00%
25-Sep-07	95.97%	94.83%	2.53%	3.10%	1.23%	1.77%	0.00%	0.00%	0.07%	0.04%	0.19%	0.27%	0.00%	0.00%
27-Aug-07	97.76%	96.80%	2.00%	2.94%	0.12%	0.10%	0.00%	0.00%	0.02%	0.01%	0.10%	0.16%	0.00%	0.00%
25-Jul-07	99.38%	99.07%	0.62%	0.93%	0.00%	0.00%	0.00%	0.00%	0.00%	0.00%	0.00%	0.00%	0.00%	0.00%
25-Jun-07	100.00%	100.00%	0.00%	0.00%	0.00%	0.00%	0.00%	0.00%	0.00%	0.00%	0.00%	0.00%	0.00%	0.00%

Delinquency Balances are Exclusive of REO, Foreclosures and Bankruptcies.



**First Franklin Mortgage Loan Trust
Mortgage Loan Asset-Backed Securities
Series 2007-3**

**Distribution Date: 26-Dec-07
Asset-Backed Facts ~ 15 Month Historical Loan Status Summary Part II (as of Cut-Off)**

Distribution Date	----- In Foreclosure and Delinquent -----								----- In REO and Delinquent -----								----- In Bankruptcy and Delinquent -----							
	Current #	Current Balance	31-60 Days #	31-60 Days Balance	61-90 Days #	61-90 Days Balance	90 + Days #	90 + Days Balance	Current #	Current Balance	31-60 Days #	31-60 Days Balance	61-90 Days #	61-90 Days Balance	90 + Days #	90 + Days Balance	Current #	Current Balance	31-60 Days #	31-60 Days Balance	61-90 Days #	61-90 Days Balance	90 + Days #	90 + Days Balance
	Total (All Loans)																							
26-Dec-07	0	0	0	0	2	390,872	317	85,758,564	0	0	0	0	0	0	12	2,301,871	4	605,464	1	126,413	0	0	7	1,847,155
26-Nov-07	0	0	0	0	0	0	184	51,690,516	0	0	0	0	0	0	3	396,991	4	704,259	1	126,475	0	0	4	674,707
25-Oct-07	0	0	0	0	0	0	94	27,457,267	0	0	0	0	0	0	0	0	5	832,899	1	126,537	3	511,237	3	345,275
25-Sep-07	0	0	0	0	4	829,198	14	3,728,331	0	0	0	0	0	0	0	0	5	833,332	1	99,014	0	0	2	273,353
27-Aug-07	0	0	0	0	7	2,410,150	0	0	0	0	0	0	0	0	0	0	4	640,217	0	0	1	82,637	0	0
25-Jul-07	0	0	0	0	0	0	0	0	0	0	0	0	0	0	0	0	3	512,088	0	0	0	0	0	0
25-Jun-07	0	0	0	0	0	0	0	0	0	0	0	0	0	0	0	0	0	0	0	0	0	0	0	0

Total (All Loans)																								
26-Dec-07	0.00%	0.00%	0.00%	0.00%	0.02%	0.02%	3.59%	4.79%	0.00%	0.00%	0.00%	0.00%	0.00%	0.00%	0.14%	0.13%	0.05%	0.03%	0.01%	0.01%	0.00%	0.00%	0.08%	0.10%
26-Nov-07	0.00%	0.00%	0.00%	0.00%	0.00%	0.00%	2.07%	2.87%	0.00%	0.00%	0.00%	0.00%	0.00%	0.00%	0.03%	0.02%	0.04%	0.04%	0.01%	0.01%	0.00%	0.00%	0.04%	0.04%
25-Oct-07	0.00%	0.00%	0.00%	0.00%	0.00%	0.00%	1.05%	1.51%	0.00%	0.00%	0.00%	0.00%	0.00%	0.00%	0.00%	0.00%	0.06%	0.05%	0.01%	0.01%	0.03%	0.03%	0.03%	0.02%
25-Sep-07	0.00%	0.00%	0.00%	0.00%	0.04%	0.05%	0.16%	0.20%	0.00%	0.00%	0.00%	0.00%	0.00%	0.00%	0.00%	0.00%	0.06%	0.05%	0.01%	0.01%	0.00%	0.00%	0.02%	0.01%
27-Aug-07	0.00%	0.00%	0.00%	0.00%	0.08%	0.13%	0.00%	0.00%	0.00%	0.00%	0.00%	0.00%	0.00%	0.00%	0.00%	0.00%	0.04%	0.03%	0.00%	0.00%	0.01%	0.00%	0.00%	0.00%
25-Jul-07	0.00%	0.00%	0.00%	0.00%	0.00%	0.00%	0.00%	0.00%	0.00%	0.00%	0.00%	0.00%	0.00%	0.00%	0.00%	0.00%	0.03%	0.03%	0.00%	0.00%	0.00%	0.00%	0.00%	0.00%
25-Jun-07	0.00%	0.00%	0.00%	0.00%	0.00%	0.00%	0.00%	0.00%	0.00%	0.00%	0.00%	0.00%	0.00%	0.00%	0.00%	0.00%	0.00%	0.00%	0.00%	0.00%	0.00%	0.00%	0.00%	0.00%



**First Franklin Mortgage Loan Trust
Mortgage Loan Asset-Backed Securities
Series 2007-3**

**Distribution Date: 26-Dec-07
Asset-Backed Facts ~ 15 Month Historical Loan Status Summary Part II (as of Cut-Off)**

Distribution Date	----- In Foreclosure and Delinquent -----								----- In REO and Delinquent -----								----- In Bankruptcy and Delinquent -----							
	Current #	Current Balance	31-60 Days #	31-60 Days Balance	61-90 Days #	61-90 Days Balance	90 + Days #	90 + Days Balance	Current #	Current Balance	31-60 Days #	31-60 Days Balance	61-90 Days #	61-90 Days Balance	90 + Days #	90 + Days Balance	Current #	Current Balance	31-60 Days #	31-60 Days Balance	61-90 Days #	61-90 Days Balance	90 + Days #	90 + Days Balance
Group 1 - Total																								
26-Dec-07	0	0	0	0	0	0	90	18,993,336	0	0	0	0	0	0	2	454,338	3	537,394	1	126,413	0	0	3	850,189
26-Nov-07	0	0	0	0	0	0	49	10,605,598	0	0	0	0	0	0	0	0	2	442,658	1	126,475	0	0	1	190,679
25-Oct-07	0	0	0	0	0	0	23	5,812,709	0	0	0	0	0	0	0	0	2	442,949	1	126,537	2	412,270	2	273,272
25-Sep-07	0	0	0	0	0	0	5	1,618,375	0	0	0	0	0	0	0	0	2	443,238	0	0	0	0	2	273,353
27-Aug-07	0	0	0	0	2	768,508	0	0	0	0	0	0	0	0	0	0	2	443,525	0	0	1	82,637	0	0
25-Jul-07	0	0	0	0	0	0	0	0	0	0	0	0	0	0	0	0	2	443,810	0	0	0	0	0	0
25-Jun-07	0	0	0	0	0	0	0	0	0	0	0	0	0	0	0	0	0	0	0	0	0	0	0	0

Group 1 - Total																								
26-Dec-07	0.00%	0.00%	0.00%	0.00%	0.00%	0.00%	2.72%	2.92%	0.00%	0.00%	0.00%	0.00%	0.00%	0.00%	0.06%	0.07%	0.09%	0.08%	0.03%	0.02%	0.00%	0.00%	0.09%	0.13%
26-Nov-07	0.00%	0.00%	0.00%	0.00%	0.00%	0.00%	1.47%	1.61%	0.00%	0.00%	0.00%	0.00%	0.00%	0.00%	0.00%	0.00%	0.06%	0.07%	0.03%	0.02%	0.00%	0.00%	0.03%	0.03%
25-Oct-07	0.00%	0.00%	0.00%	0.00%	0.00%	0.00%	0.68%	0.87%	0.00%	0.00%	0.00%	0.00%	0.00%	0.00%	0.00%	0.00%	0.06%	0.07%	0.03%	0.02%	0.06%	0.06%	0.06%	0.04%
25-Sep-07	0.00%	0.00%	0.00%	0.00%	0.00%	0.00%	0.15%	0.24%	0.00%	0.00%	0.00%	0.00%	0.00%	0.00%	0.00%	0.00%	0.06%	0.07%	0.00%	0.00%	0.00%	0.00%	0.06%	0.04%
27-Aug-07	0.00%	0.00%	0.00%	0.00%	0.06%	0.11%	0.00%	0.00%	0.00%	0.00%	0.00%	0.00%	0.00%	0.00%	0.00%	0.00%	0.06%	0.07%	0.00%	0.00%	0.03%	0.01%	0.00%	0.00%
25-Jul-07	0.00%	0.00%	0.00%	0.00%	0.00%	0.00%	0.00%	0.00%	0.00%	0.00%	0.00%	0.00%	0.00%	0.00%	0.00%	0.00%	0.06%	0.06%	0.00%	0.00%	0.00%	0.00%	0.00%	0.00%
25-Jun-07	0.00%	0.00%	0.00%	0.00%	0.00%	0.00%	0.00%	0.00%	0.00%	0.00%	0.00%	0.00%	0.00%	0.00%	0.00%	0.00%	0.00%	0.00%	0.00%	0.00%	0.00%	0.00%	0.00%	0.00%



**First Franklin Mortgage Loan Trust
Mortgage Loan Asset-Backed Securities
Series 2007-3**

**Distribution Date: 26-Dec-07
Asset-Backed Facts ~ 15 Month Historical Loan Status Summary Part II (as of Cut-Off)**

Distribution Date	----- In Foreclosure and Delinquent -----							----- In REO and Delinquent -----							----- In Bankruptcy and Delinquent -----											
	Current #	Current Balance	31-60 Days #	31-60 Days Balance	61-90 Days #	61-90 Days Balance	90 + Days #	90 + Days Balance	Current #	Current Balance	31-60 Days #	31-60 Days Balance	61-90 Days #	61-90 Days Balance	90 + Days #	90 + Days Balance	Current #	Current Balance	31-60 Days #	31-60 Days Balance	61-90 Days #	61-90 Days Balance	90 + Days #	90 + Days Balance		
Group 1 Fixed																										
26-Dec-07	0	0	0	0	0	0	19	3,383,666	0	0	0	0	0	0	0	0	1	95,043	0	0	0	0	0	0	1	190,639
26-Nov-07	0	0	0	0	0	0	8	1,372,102	0	0	0	0	0	0	0	0	0	0	0	0	0	0	0	0	1	190,679
25-Oct-07	0	0	0	0	0	0	2	418,224	0	0	0	0	0	0	0	0	0	0	0	0	0	0	0	0	1	190,718
25-Sep-07	0	0	0	0	0	0	0	0	0	0	0	0	0	0	0	0	0	0	0	0	0	0	0	0	1	190,758
27-Aug-07	0	0	0	0	0	0	0	0	0	0	0	0	0	0	0	0	0	0	0	0	0	0	0	0	0	0
25-Jul-07	0	0	0	0	0	0	0	0	0	0	0	0	0	0	0	0	0	0	0	0	0	0	0	0	0	0
25-Jun-07	0	0	0	0	0	0	0	0	0	0	0	0	0	0	0	0	0	0	0	0	0	0	0	0	0	0

Group 1 Fixed																									
26-Dec-07	0.00%	0.00%	0.00%	0.00%	0.00%	0.00%	2.61%	2.79%	0.00%	0.00%	0.00%	0.00%	0.00%	0.00%	0.00%	0.14%	0.08%	0.00%	0.00%	0.00%	0.00%	0.00%	0.00%	0.14%	0.16%
26-Nov-07	0.00%	0.00%	0.00%	0.00%	0.00%	0.00%	1.10%	1.13%	0.00%	0.00%	0.00%	0.00%	0.00%	0.00%	0.00%	0.00%	0.00%	0.00%	0.00%	0.00%	0.00%	0.00%	0.00%	0.14%	0.16%
25-Oct-07	0.00%	0.00%	0.00%	0.00%	0.00%	0.00%	0.27%	0.34%	0.00%	0.00%	0.00%	0.00%	0.00%	0.00%	0.00%	0.00%	0.00%	0.00%	0.00%	0.00%	0.00%	0.00%	0.00%	0.14%	0.16%
25-Sep-07	0.00%	0.00%	0.00%	0.00%	0.00%	0.00%	0.00%	0.00%	0.00%	0.00%	0.00%	0.00%	0.00%	0.00%	0.00%	0.00%	0.00%	0.00%	0.00%	0.00%	0.00%	0.00%	0.00%	0.14%	0.15%
27-Aug-07	0.00%	0.00%	0.00%	0.00%	0.00%	0.00%	0.00%	0.00%	0.00%	0.00%	0.00%	0.00%	0.00%	0.00%	0.00%	0.00%	0.00%	0.00%	0.00%	0.00%	0.00%	0.00%	0.00%	0.00%	0.00%
25-Jul-07	0.00%	0.00%	0.00%	0.00%	0.00%	0.00%	0.00%	0.00%	0.00%	0.00%	0.00%	0.00%	0.00%	0.00%	0.00%	0.00%	0.00%	0.00%	0.00%	0.00%	0.00%	0.00%	0.00%	0.00%	0.00%
25-Jun-07	0.00%	0.00%	0.00%	0.00%	0.00%	0.00%	0.00%	0.00%	0.00%	0.00%	0.00%	0.00%	0.00%	0.00%	0.00%	0.00%	0.00%	0.00%	0.00%	0.00%	0.00%	0.00%	0.00%	0.00%	0.00%



**First Franklin Mortgage Loan Trust
Mortgage Loan Asset-Backed Securities
Series 2007-3**

**Distribution Date: 26-Dec-07
Asset-Backed Facts ~ 15 Month Historical Loan Status Summary Part II (as of Cut-Off)**

Distribution Date	----- In Foreclosure and Delinquent -----								----- In REO and Delinquent -----								----- In Bankruptcy and Delinquent -----							
	Current #	Current Balance	31-60 Days #	31-60 Days Balance	61-90 Days #	61-90 Days Balance	90 + Days #	90 + Days Balance	Current #	Current Balance	31-60 Days #	31-60 Days Balance	61-90 Days #	61-90 Days Balance	90 + Days #	90 + Days Balance	Current #	Current Balance	31-60 Days #	31-60 Days Balance	61-90 Days #	61-90 Days Balance	90 + Days #	90 + Days Balance
Group 1 ARM																								
26-Dec-07	0	0	0	0	0	0	71	15,609,670	0	0	0	0	0	0	2	454,338	2	442,350	1	126,413	0	0	2	659,550
26-Nov-07	0	0	0	0	0	0	41	9,233,496	0	0	0	0	0	0	0	0	2	442,658	1	126,475	0	0	0	0
25-Oct-07	0	0	0	0	0	0	21	5,394,485	0	0	0	0	0	0	0	0	2	442,949	1	126,537	2	412,270	1	82,553
25-Sep-07	0	0	0	0	0	0	5	1,618,375	0	0	0	0	0	0	0	0	2	443,238	0	0	0	0	1	82,595
27-Aug-07	0	0	0	0	2	768,508	0	0	0	0	0	0	0	0	0	0	2	443,525	0	0	1	82,637	0	0
25-Jul-07	0	0	0	0	0	0	0	0	0	0	0	0	0	0	0	0	2	443,810	0	0	0	0	0	0
25-Jun-07	0	0	0	0	0	0	0	0	0	0	0	0	0	0	0	0	0	0	0	0	0	0	0	0

Group 1 ARM																								
26-Dec-07	0.00%	0.00%	0.00%	0.00%	0.00%	0.00%	2.76%	2.95%	0.00%	0.00%	0.00%	0.00%	0.00%	0.00%	0.08%	0.09%	0.08%	0.08%	0.04%	0.02%	0.00%	0.00%	0.08%	0.12%
26-Nov-07	0.00%	0.00%	0.00%	0.00%	0.00%	0.00%	1.58%	1.72%	0.00%	0.00%	0.00%	0.00%	0.00%	0.00%	0.00%	0.00%	0.08%	0.08%	0.04%	0.02%	0.00%	0.00%	0.00%	0.00%
25-Oct-07	0.00%	0.00%	0.00%	0.00%	0.00%	0.00%	0.80%	0.99%	0.00%	0.00%	0.00%	0.00%	0.00%	0.00%	0.00%	0.00%	0.08%	0.08%	0.04%	0.02%	0.08%	0.08%	0.04%	0.02%
25-Sep-07	0.00%	0.00%	0.00%	0.00%	0.00%	0.00%	0.19%	0.30%	0.00%	0.00%	0.00%	0.00%	0.00%	0.00%	0.00%	0.00%	0.08%	0.08%	0.00%	0.00%	0.00%	0.00%	0.04%	0.02%
27-Aug-07	0.00%	0.00%	0.00%	0.00%	0.07%	0.14%	0.00%	0.00%	0.00%	0.00%	0.00%	0.00%	0.00%	0.00%	0.00%	0.00%	0.07%	0.08%	0.00%	0.00%	0.04%	0.01%	0.00%	0.00%
25-Jul-07	0.00%	0.00%	0.00%	0.00%	0.00%	0.00%	0.00%	0.00%	0.00%	0.00%	0.00%	0.00%	0.00%	0.00%	0.00%	0.00%	0.07%	0.08%	0.00%	0.00%	0.00%	0.00%	0.00%	0.00%
25-Jun-07	0.00%	0.00%	0.00%	0.00%	0.00%	0.00%	0.00%	0.00%	0.00%	0.00%	0.00%	0.00%	0.00%	0.00%	0.00%	0.00%	0.00%	0.00%	0.00%	0.00%	0.00%	0.00%	0.00%	0.00%



**First Franklin Mortgage Loan Trust
Mortgage Loan Asset-Backed Securities
Series 2007-3**

**Distribution Date: 26-Dec-07
Asset-Backed Facts ~ 15 Month Historical Loan Status Summary Part II (as of Cut-Off)**

Distribution Date	----- In Foreclosure and Delinquent -----								----- In REO and Delinquent -----								----- In Bankruptcy and Delinquent -----							
	Current #	Current Balance	31-60 Days #	31-60 Days Balance	61-90 Days #	61-90 Days Balance	90 + Days #	90 + Days Balance	Current #	Current Balance	31-60 Days #	31-60 Days Balance	61-90 Days #	61-90 Days Balance	90 + Days #	90 + Days Balance	Current #	Current Balance	31-60 Days #	31-60 Days Balance	61-90 Days #	61-90 Days Balance	90 + Days #	90 + Days Balance
Group 2 - Total																								
26-Dec-07	0	0	0	0	2	390,872	227	66,765,229	0	0	0	0	0	0	10	1,847,533	1	68,070	0	0	0	0	4	996,967
26-Nov-07	0	0	0	0	0	0	135	41,084,918	0	0	0	0	0	0	3	396,991	2	261,601	0	0	0	0	3	484,028
25-Oct-07	0	0	0	0	0	0	71	21,644,559	0	0	0	0	0	0	0	0	3	389,950	0	0	1	98,967	1	72,004
25-Sep-07	0	0	0	0	4	829,198	9	2,109,956	0	0	0	0	0	0	0	0	3	390,094	1	99,014	0	0	0	0
27-Aug-07	0	0	0	0	5	1,641,642	0	0	0	0	0	0	0	0	0	0	2	196,692	0	0	0	0	0	0
25-Jul-07	0	0	0	0	0	0	0	0	0	0	0	0	0	0	0	0	1	68,279	0	0	0	0	0	0
25-Jun-07	0	0	0	0	0	0	0	0	0	0	0	0	0	0	0	0	0	0	0	0	0	0	0	0

Group 2 - Total																								
26-Dec-07	0.00%	0.00%	0.00%	0.00%	0.04%	0.03%	4.10%	5.87%	0.00%	0.00%	0.00%	0.00%	0.00%	0.00%	0.18%	0.16%	0.02%	0.01%	0.00%	0.00%	0.00%	0.00%	0.07%	0.09%
26-Nov-07	0.00%	0.00%	0.00%	0.00%	0.00%	0.00%	2.43%	3.59%	0.00%	0.00%	0.00%	0.00%	0.00%	0.00%	0.05%	0.03%	0.04%	0.02%	0.00%	0.00%	0.00%	0.00%	0.05%	0.04%
25-Oct-07	0.00%	0.00%	0.00%	0.00%	0.00%	0.00%	1.27%	1.87%	0.00%	0.00%	0.00%	0.00%	0.00%	0.00%	0.00%	0.00%	0.05%	0.03%	0.00%	0.00%	0.02%	0.01%	0.02%	0.01%
25-Sep-07	0.00%	0.00%	0.00%	0.00%	0.07%	0.07%	0.16%	0.18%	0.00%	0.00%	0.00%	0.00%	0.00%	0.00%	0.00%	0.00%	0.05%	0.03%	0.02%	0.01%	0.00%	0.00%	0.00%	0.00%
27-Aug-07	0.00%	0.00%	0.00%	0.00%	0.09%	0.14%	0.00%	0.00%	0.00%	0.00%	0.00%	0.00%	0.00%	0.00%	0.00%	0.00%	0.04%	0.02%	0.00%	0.00%	0.00%	0.00%	0.00%	0.00%
25-Jul-07	0.00%	0.00%	0.00%	0.00%	0.00%	0.00%	0.00%	0.00%	0.00%	0.00%	0.00%	0.00%	0.00%	0.00%	0.00%	0.00%	0.02%	0.01%	0.00%	0.00%	0.00%	0.00%	0.00%	0.00%
25-Jun-07	0.00%	0.00%	0.00%	0.00%	0.00%	0.00%	0.00%	0.00%	0.00%	0.00%	0.00%	0.00%	0.00%	0.00%	0.00%	0.00%	0.00%	0.00%	0.00%	0.00%	0.00%	0.00%	0.00%	0.00%



**First Franklin Mortgage Loan Trust
Mortgage Loan Asset-Backed Securities
Series 2007-3**

**Distribution Date: 26-Dec-07
Asset-Backed Facts ~ 15 Month Historical Loan Status Summary Part II (as of Cut-Off)**

Distribution Date	----- In Foreclosure and Delinquent -----							----- In REO and Delinquent -----							----- In Bankruptcy and Delinquent -----									
	Current #	Current Balance	31-60 Days #	31-60 Days Balance	61-90 Days #	61-90 Days Balance	90 + Days #	90 + Days Balance	Current #	Current Balance	31-60 Days #	31-60 Days Balance	61-90 Days #	61-90 Days Balance	90 + Days #	90 + Days Balance	Current #	Current Balance	31-60 Days #	31-60 Days Balance	61-90 Days #	61-90 Days Balance	90 + Days #	90 + Days Balance
Group 2 Fixed																								
26-Dec-07	0	0	0	0	0	0	37	4,910,191	0	0	0	0	0	0	6	532,483	1	68,070	0	0	0	0	1	114,658
26-Nov-07	0	0	0	0	0	0	25	3,749,050	0	0	0	0	0	0	2	114,770	1	68,113	0	0	0	0	0	0
25-Oct-07	0	0	0	0	0	0	16	2,508,919	0	0	0	0	0	0	0	0	1	68,155	0	0	0	0	0	0
25-Sep-07	0	0	0	0	1	60,182	4	297,237	0	0	0	0	0	0	0	0	1	68,196	0	0	0	0	0	0
27-Aug-07	0	0	0	0	1	110,968	0	0	0	0	0	0	0	0	0	0	1	68,238	0	0	0	0	0	0
25-Jul-07	0	0	0	0	0	0	0	0	0	0	0	0	0	0	0	0	1	68,279	0	0	0	0	0	0
25-Jun-07	0	0	0	0	0	0	0	0	0	0	0	0	0	0	0	0	0	0	0	0	0	0	0	0

Group 2 Fixed																								
26-Dec-07	0.00%	0.00%	0.00%	0.00%	0.00%	0.00%	2.52%	2.58%	0.00%	0.00%	0.00%	0.00%	0.00%	0.00%	0.41%	0.28%	0.07%	0.04%	0.00%	0.00%	0.00%	0.00%	0.07%	0.06%
26-Nov-07	0.00%	0.00%	0.00%	0.00%	0.00%	0.00%	1.69%	1.96%	0.00%	0.00%	0.00%	0.00%	0.00%	0.00%	0.14%	0.06%	0.07%	0.04%	0.00%	0.00%	0.00%	0.00%	0.00%	0.00%
25-Oct-07	0.00%	0.00%	0.00%	0.00%	0.00%	0.00%	1.08%	1.31%	0.00%	0.00%	0.00%	0.00%	0.00%	0.00%	0.00%	0.00%	0.07%	0.04%	0.00%	0.00%	0.00%	0.00%	0.00%	0.00%
25-Sep-07	0.00%	0.00%	0.00%	0.00%	0.07%	0.03%	0.27%	0.15%	0.00%	0.00%	0.00%	0.00%	0.00%	0.00%	0.00%	0.00%	0.07%	0.04%	0.00%	0.00%	0.00%	0.00%	0.00%	0.00%
27-Aug-07	0.00%	0.00%	0.00%	0.00%	0.07%	0.06%	0.00%	0.00%	0.00%	0.00%	0.00%	0.00%	0.00%	0.00%	0.00%	0.00%	0.07%	0.04%	0.00%	0.00%	0.00%	0.00%	0.00%	0.00%
25-Jul-07	0.00%	0.00%	0.00%	0.00%	0.00%	0.00%	0.00%	0.00%	0.00%	0.00%	0.00%	0.00%	0.00%	0.00%	0.00%	0.00%	0.07%	0.04%	0.00%	0.00%	0.00%	0.00%	0.00%	0.00%
25-Jun-07	0.00%	0.00%	0.00%	0.00%	0.00%	0.00%	0.00%	0.00%	0.00%	0.00%	0.00%	0.00%	0.00%	0.00%	0.00%	0.00%	0.00%	0.00%	0.00%	0.00%	0.00%	0.00%	0.00%	0.00%



**First Franklin Mortgage Loan Trust
Mortgage Loan Asset-Backed Securities
Series 2007-3**

**Distribution Date: 26-Dec-07
Asset-Backed Facts ~ 15 Month Historical Loan Status Summary Part II (as of Cut-Off)**

Distribution Date	----- In Foreclosure and Delinquent -----								----- In REO and Delinquent -----								----- In Bankruptcy and Delinquent -----							
	Current #	Current Balance	31-60 Days #	31-60 Days Balance	61-90 Days #	61-90 Days Balance	90 + Days #	90 + Days Balance	Current #	Current Balance	31-60 Days #	31-60 Days Balance	61-90 Days #	61-90 Days Balance	90 + Days #	90 + Days Balance	Current #	Current Balance	31-60 Days #	31-60 Days Balance	61-90 Days #	61-90 Days Balance	90 + Days #	90 + Days Balance
Group 2 ARM																								
26-Dec-07	0	0	0	0	2	390,872	190	61,855,038	0	0	0	0	0	0	4	1,315,050	0	0	0	0	0	0	3	882,309
26-Nov-07	0	0	0	0	0	0	110	37,335,868	0	0	0	0	0	0	1	282,221	1	193,488	0	0	0	0	3	484,028
25-Oct-07	0	0	0	0	0	0	55	19,135,640	0	0	0	0	0	0	0	0	2	321,795	0	0	1	98,967	1	72,004
25-Sep-07	0	0	0	0	3	769,016	5	1,812,719	0	0	0	0	0	0	0	0	2	321,898	1	99,014	0	0	0	0
27-Aug-07	0	0	0	0	4	1,530,674	0	0	0	0	0	0	0	0	0	0	1	128,455	0	0	0	0	0	0
25-Jul-07	0	0	0	0	0	0	0	0	0	0	0	0	0	0	0	0	0	0	0	0	0	0	0	0
25-Jun-07	0	0	0	0	0	0	0	0	0	0	0	0	0	0	0	0	0	0	0	0	0	0	0	0

Group 2 ARM																								
26-Dec-07	0.00%	0.00%	0.00%	0.00%	0.05%	0.04%	4.67%	6.53%	0.00%	0.00%	0.00%	0.00%	0.00%	0.00%	0.10%	0.14%	0.00%	0.00%	0.00%	0.00%	0.00%	0.00%	0.07%	0.09%
26-Nov-07	0.00%	0.00%	0.00%	0.00%	0.00%	0.00%	2.69%	3.91%	0.00%	0.00%	0.00%	0.00%	0.00%	0.00%	0.02%	0.03%	0.02%	0.02%	0.00%	0.00%	0.00%	0.00%	0.07%	0.05%
25-Oct-07	0.00%	0.00%	0.00%	0.00%	0.00%	0.00%	1.33%	1.99%	0.00%	0.00%	0.00%	0.00%	0.00%	0.00%	0.00%	0.00%	0.05%	0.03%	0.00%	0.00%	0.02%	0.01%	0.02%	0.01%
25-Sep-07	0.00%	0.00%	0.00%	0.00%	0.07%	0.08%	0.12%	0.19%	0.00%	0.00%	0.00%	0.00%	0.00%	0.00%	0.00%	0.00%	0.05%	0.03%	0.02%	0.01%	0.00%	0.00%	0.00%	0.00%
27-Aug-07	0.00%	0.00%	0.00%	0.00%	0.10%	0.16%	0.00%	0.00%	0.00%	0.00%	0.00%	0.00%	0.00%	0.00%	0.00%	0.00%	0.02%	0.01%	0.00%	0.00%	0.00%	0.00%	0.00%	0.00%
25-Jul-07	0.00%	0.00%	0.00%	0.00%	0.00%	0.00%	0.00%	0.00%	0.00%	0.00%	0.00%	0.00%	0.00%	0.00%	0.00%	0.00%	0.00%	0.00%	0.00%	0.00%	0.00%	0.00%	0.00%	0.00%
25-Jun-07	0.00%	0.00%	0.00%	0.00%	0.00%	0.00%	0.00%	0.00%	0.00%	0.00%	0.00%	0.00%	0.00%	0.00%	0.00%	0.00%	0.00%	0.00%	0.00%	0.00%	0.00%	0.00%	0.00%	0.00%



**First Franklin Mortgage Loan Trust
Mortgage Loan Asset-Backed Securities
Series 2007-3**

***Distribution Date: 26-Dec-07
Asset-Backed Facts ~ 15 Month Historical Payoff/Loss Summary***

Distribution Date	Ending Pool		Payoffs		Insurance	Substitution	Liquidation	Realized Losses		Remaining Term	Curr Weighted Avg.	
	#	Balance	#	Balance	Proceeds	Proceeds	Proceeds	#	Amount	Life	Coupon	Remit
Total (All Loans)												
26-Dec-07	8,839	1,788,840,760	59	12,713,314	0.00	0.00	(6,645.01)	1	66,767	352	8.50%	8.00%
26-Nov-07	8,899	1,802,269,860	79	16,515,238	0.00	0.00	0.00	0	0	353	8.50%	8.00%
25-Oct-07	8,978	1,819,404,127	49	9,791,809	0.00	0.00	0.00	0	0	354	8.50%	8.00%
25-Sep-07	9,027	1,829,792,732	82	20,864,482	0.00	0.00	0.00	0	0	355	8.51%	8.01%
27-Aug-07	9,109	1,851,292,121	69	19,118,334	0.00	0.00	0.00	0	0	356	8.52%	8.02%
25-Jul-07	9,178	1,871,055,600	34	10,670,815	0.00	0.00	0.00	0	0	357	8.52%	8.02%
25-Jun-07	9,212	1,882,342,901	21	5,521,239	0.00	0.00	0.00	0	0	358	8.52%	8.52%

Group 1 Fixed												
26-Dec-07	728	121,418,080	2	213,527	0.00	0.00	0.00	0	0	346	8.59%	8.09%
26-Nov-07	730	121,702,740	6	862,737	0.00	0.00	0.00	0	0	347	8.59%	8.09%
25-Oct-07	736	122,636,346	4	727,331	0.00	0.00	0.00	0	0	348	8.59%	8.09%
25-Sep-07	740	123,435,157	4	880,664	0.00	0.00	0.00	0	0	349	8.60%	8.10%
27-Aug-07	744	124,385,907	3	625,824	0.00	0.00	0.00	0	0	350	8.60%	8.10%
25-Jul-07	747	125,086,609	0	0	0.00	0.00	0.00	0	0	351	8.59%	8.09%
25-Jun-07	747	125,161,933	1	136,987	0.00	0.00	0.00	0	0	352	8.59%	8.59%



**First Franklin Mortgage Loan Trust
Mortgage Loan Asset-Backed Securities
Series 2007-3**

***Distribution Date: 26-Dec-07
Asset-Backed Facts ~ 15 Month Historical Payoff/Loss Summary***

Distribution Date	Ending Pool		Payoffs		Insurance	Substitution	Liquidation	Realized Losses		Remaining Term	Curr Weighted Avg.	
	#	Balance	#	Balance	Proceeds	Proceeds	Proceeds	#	Amount	Life	Coupon	Remit
Group 1 ARM												
26-Dec-07	2,575	529,900,053	27	5,222,405	0.00	0.00	0.00	0	0	352	8.46%	7.96%
26-Nov-07	2,602	535,307,685	31	6,821,626	0.00	0.00	0.00	0	0	353	8.47%	7.97%
25-Oct-07	2,633	542,305,901	16	3,162,267	0.00	0.00	0.00	0	0	354	8.47%	7.97%
25-Sep-07	2,649	545,641,324	27	6,312,878	0.00	0.00	0.00	0	0	355	8.48%	7.98%
27-Aug-07	2,676	552,147,053	28	5,952,103	0.00	0.00	0.00	0	0	356	8.48%	7.98%
25-Jul-07	2,704	558,268,477	13	3,120,588	0.00	0.00	0.00	0	0	357	8.49%	7.99%
25-Jun-07	2,717	561,557,211	9	1,830,003	0.00	0.00	0.00	0	0	358	8.49%	8.49%

Group 2 Fixed												
26-Dec-07	1,471	190,322,709	6	617,737	0.00	0.00	-6,645.01	1	66,767	348	9.05%	8.55%
26-Nov-07	1,478	191,111,120	5	471,397	0.00	0.00	0.00	0	0	349	9.05%	8.55%
25-Oct-07	1,483	191,685,583	6	481,749	0.00	0.00	0.00	0	0	350	9.05%	8.55%
25-Sep-07	1,489	192,249,760	9	983,022	0.00	0.00	0.00	0	0	351	9.06%	8.56%
27-Aug-07	1,498	193,333,781	4	391,481	0.00	0.00	0.00	0	0	352	9.06%	8.56%
25-Jul-07	1,502	193,850,289	2	920,877	0.00	0.00	0.00	0	0	353	9.06%	8.56%
25-Jun-07	1,504	194,875,737	1	172,000	0.00	0.00	0.00	0	0	354	9.06%	9.06%



First Franklin Mortgage Loan Trust
Mortgage Loan Asset-Backed Securities
Series 2007-3

Distribution Date: 26-Dec-07
Asset-Backed Facts ~ 15 Month Historical Payoff/Loss Summary

Distribution Date	Ending Pool		Payoffs		Insurance	Substitution	Liquidation	Realized Losses		Remaining Term	Curr Weighted Avg.	
	#	Balance	#	Balance	Proceeds	Proceeds	Proceeds	#	Amount	Life	Coupon	Remit
Group 2 ARM												
26-Dec-07	4,065	947,199,918	24	6,659,646	0.00	0.00	0.00	0	0	352	8.40%	7.90%
26-Nov-07	4,089	954,148,315	37	8,359,478	0.00	0.00	0.00	0	0	353	8.40%	7.90%
25-Oct-07	4,126	962,776,297	23	5,420,463	0.00	0.00	0.00	0	0	354	8.40%	7.90%
25-Sep-07	4,149	968,466,490	42	12,687,919	0.00	0.00	0.00	0	0	355	8.41%	7.91%
27-Aug-07	4,191	981,425,380	34	12,148,926	0.00	0.00	0.00	0	0	356	8.42%	7.92%
25-Jul-07	4,225	993,850,225	19	6,629,350	0.00	0.00	0.00	0	0	357	8.42%	7.92%
25-Jun-07	4,244	1,000,748,020	10	3,382,249	0.00	0.00	0.00	0	0	358	8.43%	8.43%



First Franklin Mortgage Loan Trust
Mortgage Loan Asset-Backed Securities
Series 2007-3

Distribution Date: 26-Dec-07
Prepayment Premium Loan Detail for Current Period

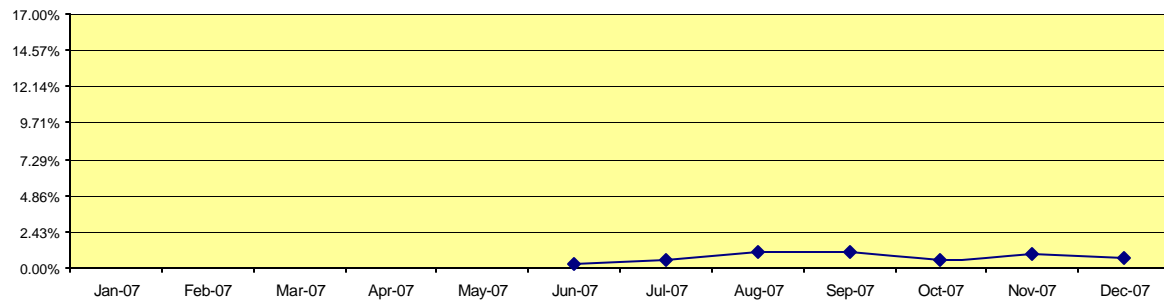
Disclosure Control #	Original Principal Balance	Beginning Principal Balance	Payoff Amount	Current Gross Rate	Prepayment Premium
4001259321	105,600.00	105,513.53	105,513.53	8.25%	1,450.80
4001309616	101,000.00	100,997.96	100,997.96	8.80%	3,555.13
4001320238	99,750.00	99,279.13	99,279.13	9.75%	1,985.52
4001327801	74,700.00	74,417.96	74,417.96	8.40%	1,488.36
4001335811	90,000.00	89,514.01	89,514.01	7.40%	2,685.42
4001340549	92,000.00	91,695.35	91,695.35	9.80%	3,596.21
4001350164	66,500.00	66,231.82	66,231.82	8.85%	1,324.64
4001351516	144,400.00	143,787.09	143,787.09	8.60%	4,946.28
4001354686	168,150.00	167,449.70	167,449.70	8.85%	5,931.23
4001361229	113,600.00	113,172.38	113,172.38	9.20%	4,167.04
4001365245	161,600.00	161,457.20	161,457.20	8.05%	2,166.00
4001366827	211,500.00	210,545.64	210,545.64	7.95%	6,700.08
4001374972	231,960.00	231,712.44	231,712.44	7.95%	7,369.45
4001376277	112,000.00	111,761.14	111,761.14	7.30%	3,262.24
4001378103	75,000.00	74,864.40	74,864.40	11.90%	1,497.75
4001388426	86,400.00	85,844.57	85,844.57	8.50%	1,718.01
4001411871	148,200.00	147,908.96	147,908.96	11.50%	2,959.17
Current Total	2,082,360.00	2,076,153.28	2,076,153.28		56,803.33
Cumulative Total	12,710,233.00	12,689,637.35	12,689,637.35		375,199.40

**First Franklin Mortgage Loan Trust
Mortgage Loan Asset-Backed Securities
Series 2007-3**

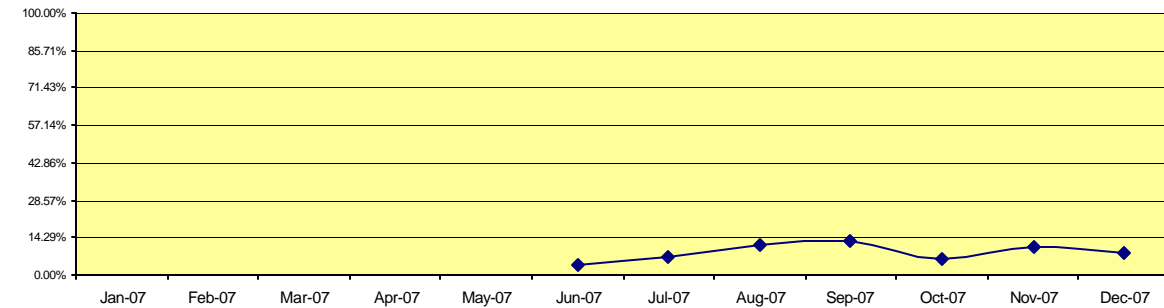
**Distribution Date: 26-Dec-07
Prepayment Summary
Total (All Loans)**

SMM (Single Monthly Mortality)

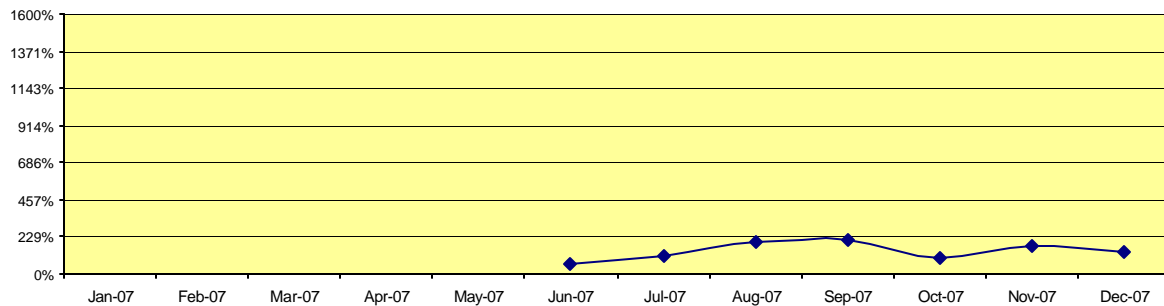
Total	17.00%
Current Period	0.71%
3-Month Average	0.72%
6-Month Average	0.82%
12-Month Average	0.74%
Average Since Cut-Off	0.74%


CPR (Conditional Prepayment Rate)

Total	100.00%
Current Period	8.24%
3-Month Average	8.30%
6-Month Average	9.32%
12-Month Average	8.49%
Average Since Cut-Off	8.49%


PSA (Public Securities Association)

Total	1600%
Current Period	137%
3-Month Average	138%
6-Month Average	155%
12-Month Average	142%
Average Since Cut-Off	142%



SMM	Single Monthly Mortality	(Partial and Full Prepayments + Repurchases + Curtailments + Liquidations + Other Prin Proceeds) / (Beginning Collateral Bal - Scheduled Prin)
CPR	Conditional Prepayment Rate	1 - (1 - SMM)^12
PSA	Public Securities Association	100 * CPR / (0.2 * MIN(30,WAS))
WAS	Weighted Average Seasoning	(Original Term - Remaining Term) * (Current Scheduled Balance / Deal Scheduled Principal Balance)



**First Franklin Mortgage Loan Trust
Mortgage Loan Asset-Backed Securities
Series 2007-3**

***Distribution Date: 26-Dec-07
Historical Collateral Level REO Report
Total (All Loans)***

Disclosure Control #	REO Date	City	State	Property Type	Actual Balance	Scheduled Balance	Recent Appraisal Value	Appraisal Date	Appraisal Reduction Amount	Date Liquidated	Liquidation Proceeds	Liquidation Expenses	Realized Loss
4001334351	30-Nov-07	Lincoln Park	MI	SF Unattached Dwelling	92,150.00	92,150.00	0.00						
4001354522	23-Nov-07	Victorville	CA	PUD	309,085.92	308,840.61	0.00						
4001324665	14-Nov-07	Memphis	TN	SF Unattached Dwelling	120,000.00	119,733.62	0.00						
4001375114	14-Nov-07	Bowie	MD	SF Unattached Dwelling	420,000.00	419,832.80	0.00						
4001355768	8-Nov-07	Dallas	TX	SF Unattached Dwelling	147,957.65	147,649.08	0.00						
4001356706	8-Nov-07	Houston	TX	SF Unattached Dwelling	119,942.21	119,524.53	0.00						
4001353564	7-Nov-07	Baltimore	MD	SF Unattached Dwelling	305,000.00	304,225.82	0.00						
4001358239	5-Nov-07	Olney	MD	PUD	335,000.00	334,813.52	0.00						
4001328887	5-Nov-07	Jonesborough	TN	SF Unattached Dwelling	58,377.53	58,214.57	0.00						
4001348656	26-Oct-07	Lansing	MI	SF Unattached Dwelling	64,000.00	63,735.65	0.00						
4001292789	22-Oct-07	Jackson	TN	SF Unattached Dwelling	51,000.00	51,000.00	0.00						
4001344650	18-Oct-07	Winchester	VA	SF Unattached Dwelling	282,700.00	282,150.50	0.00						
Total					2,305,213.31	2,301,870.70	0.00		0.00		0.00	0.00	0.00



**First Franklin Mortgage Loan Trust
Mortgage Loan Asset-Backed Securities
Series 2007-3**

***Distribution Date: 26-Dec-07
Historical Collateral Level REO Report
Group 1***

Disclosure Control #	REO Date	City	State	Property Type	Actual Balance	Scheduled Balance	Recent Appraisal Value	Appraisal Date	Appraisal Reduction Amount	Date Liquidated	Liquidation Proceeds	Liquidation Expenses	Realized Loss
4001356706	8-Nov-07	Houston	TX	SF Unattached Dwelling	119,942.21	119,524.53	0.00						
4001358239	5-Nov-07	Olney	MD	PUD	335,000.00	334,813.52	0.00						
Total					454,942.21	454,338.05	0.00		0.00		0.00	0.00	0.00



First Franklin Mortgage Loan Trust
Mortgage Loan Asset-Backed Securities
Series 2007-3

Distribution Date: 26-Dec-07
Historical Collateral Level REO Report
Group 2

Disclosure Control #	REO Date	City	State	Property Type	Actual Balance	Scheduled Balance	Recent Appraisal Value	Appraisal Date	Appraisal Reduction Amount	Date Liquidated	Liquidation Proceeds	Liquidation Expenses	Realized Loss
4001334351	30-Nov-07	Lincoln Park	MI	SF Unattached Dwelling	92,150.00	92,150.00	0.00						
4001354522	23-Nov-07	Victorville	CA	PUD	309,085.92	308,840.61	0.00						
4001375114	14-Nov-07	Bowie	MD	SF Unattached Dwelling	420,000.00	419,832.80	0.00						
4001324665	14-Nov-07	Memphis	TN	SF Unattached Dwelling	120,000.00	119,733.62	0.00						
4001355768	8-Nov-07	Dallas	TX	SF Unattached Dwelling	147,957.65	147,649.08	0.00						
4001353564	7-Nov-07	Baltimore	MD	SF Unattached Dwelling	305,000.00	304,225.82	0.00						
4001328887	5-Nov-07	Jonesborough	TN	SF Unattached Dwelling	58,377.53	58,214.57	0.00						
4001348656	26-Oct-07	Lansing	MI	SF Unattached Dwelling	64,000.00	63,735.65	0.00						
4001292789	22-Oct-07	Jackson	TN	SF Unattached Dwelling	51,000.00	51,000.00	0.00						
4001344650	18-Oct-07	Winchester	VA	SF Unattached Dwelling	282,700.00	282,150.50	0.00						
Total					1,850,271.10	1,847,532.65	0.00		0.00		0.00	0.00	0.00



**First Franklin Mortgage Loan Trust
Mortgage Loan Asset-Backed Securities
Series 2007-3**

**Distribution Date: 26-Dec-07
Mortgage Loan Characteristics Part I
Total (All Loans)**

Distribution by Current Ending Principal Balance

Min	Max	Count	% of Total	Balance	% of Total
30,000	to 76,000	897	10.15%	56,171,918	3.14%
76,000	to 93,000	691	7.82%	58,321,242	3.26%
93,000	to 110,000	719	8.13%	73,161,212	4.09%
110,000	to 127,000	740	8.37%	87,809,245	4.91%
127,000	to 144,000	725	8.20%	98,418,206	5.50%
144,000	to 162,000	652	7.38%	100,005,921	5.59%
162,000	to 207,000	1,305	14.76%	239,425,285	13.38%
207,000	to 252,000	887	10.04%	201,690,300	11.27%
252,000	to 297,000	680	7.69%	186,003,639	10.40%
297,000	to 342,000	384	4.34%	122,517,901	6.85%
342,000	to 386,000	274	3.10%	99,563,975	5.57%
386,000	to 1,348,000	885	10.01%	465,751,914	26.04%
		8,839	100.00%	1,788,840,760	100.00%

Distribution by Cut-off Principal Balance

Min	Max	Count	% of Total	Balance	% of Total
31,000	to 76,000	939	10.17%	58,935,791	3.12%
76,000	to 94,000	746	8.08%	63,461,504	3.36%
94,000	to 112,000	788	8.53%	81,368,033	4.31%
112,000	to 130,000	808	8.75%	97,936,143	5.19%
130,000	to 148,000	754	8.17%	104,933,302	5.56%
148,000	to 164,000	604	6.54%	94,340,896	5.00%
164,000	to 209,000	1,351	14.63%	250,997,181	13.29%
209,000	to 254,000	902	9.77%	207,010,405	10.96%
254,000	to 299,000	695	7.53%	190,844,645	10.11%
299,000	to 344,000	411	4.45%	131,776,543	6.98%
344,000	to 390,000	312	3.38%	114,419,718	6.06%
390,000	to 1,350,000	923	10.00%	492,471,650	26.08%
		9,233	100.00%	1,888,495,811	100.00%

Distribution by Current Mortgage Rate

Min	Max	Count	% of Total	Balance	% of Total
5.50%	to 7.25%	938	10.61%	240,090,975	13.42%
7.25%	to 7.52%	392	4.43%	99,895,894	5.58%
7.52%	to 7.78%	517	5.85%	118,569,127	6.63%
7.78%	to 8.05%	737	8.34%	171,298,599	9.58%
8.05%	to 8.31%	748	8.46%	165,603,146	9.26%
8.31%	to 8.65%	1,157	13.09%	239,167,168	13.37%
8.65%	to 8.92%	813	9.20%	163,511,884	9.14%
8.92%	to 9.19%	724	8.19%	132,762,268	7.42%
9.19%	to 9.45%	701	7.93%	124,479,201	6.96%
9.45%	to 9.72%	590	6.67%	102,247,181	5.72%
9.72%	to 10.05%	600	6.79%	96,778,167	5.41%
10.05%	to 13.75%	922	10.43%	134,437,152	7.52%
		8,839	100.00%	1,788,840,760	100.00%

Distribution by Original Mortgage Rate

Min	Max	Count	% of Total	Balance	% of Total
5.50%	to 7.25%	953	10.32%	244,198,895	12.93%
7.25%	to 7.52%	402	4.35%	102,002,161	5.40%
7.52%	to 7.78%	533	5.77%	123,186,765	6.52%
7.78%	to 8.05%	769	8.33%	180,198,880	9.54%
8.05%	to 8.31%	777	8.42%	173,571,535	9.19%
8.31%	to 8.65%	1,206	13.06%	253,298,638	13.41%
8.65%	to 8.94%	854	9.25%	174,547,948	9.24%
8.94%	to 9.22%	882	9.55%	165,801,604	8.78%
9.22%	to 9.50%	768	8.32%	135,215,794	7.16%
9.50%	to 9.78%	576	6.24%	99,765,090	5.28%
9.78%	to 10.09%	576	6.24%	95,685,783	5.07%
10.09%	to 13.75%	937	10.15%	141,022,718	7.47%
		9,233	100.00%	1,888,495,811	100.00%



**First Franklin Mortgage Loan Trust
Mortgage Loan Asset-Backed Securities
Series 2007-3**

***Distribution Date: 26-Dec-07
Mortgage Loan Characteristics Part II
Total (All Loans)***

Distribution by Product Characteristics (Current)

Product Type	# of Loans	Ending Balance	% of Balance	WAMM	WAC
Adjustable	6,640	1,477,099,970	82.57%	352.45	8.42%
Fixed 1st Lien	2,199	311,740,790	17.43%	347.26	8.87%

Distribution by Product Characteristics (Cut-off)

Product Type	# of Loans	Original Principal Balance	% of Balance	WAMM	WAC
Adjustable	6,980	1,567,970,364	83.03%	360.00	8.45%
Fixed 1st Lien	2,253	320,525,447	16.97%	355.10	8.88%

Total 8,839 1,788,840,760 100.00%

Total 9,233 1,888,495,811 100.00%

Distribution by Property Types (Current)

Property Type	# of Loans	Ending Balance	% of Balance	WAMM	WAC
SF Unattached Dwelling	6,533	1,243,340,234	69.51%	351.45	8.53%
PUD	1,414	338,226,640	18.91%	351.62	8.41%
Multifamily	384	106,239,649	5.94%	351.66	8.45%
Condo - Low Facility	468	88,765,181	4.96%	352.39	8.43%
Condo - High Facility	40	12,269,056	0.69%	351.41	8.52%

Distribution by Property Types (Cut-off)

Property Type	# of Loans	Ending Balance	% of Balance	WAMM	WAC
SF Unattached Dwelling	6,826	1,311,676,570	69.46%	359.08	8.55%
PUD	1,469	356,083,841	18.86%	359.26	8.43%
Multifamily	412	114,653,040	6.07%	359.22	8.49%
Condo - Low Facility	482	92,584,028	4.90%	360.00	8.46%
Condo - High Facility	44	13,498,333	0.71%	359.05	8.63%

Total 8,839 1,788,840,760 100.00%

Total 9,233 1,888,495,811 100.00%



**First Franklin Mortgage Loan Trust
Mortgage Loan Asset-Backed Securities
Series 2007-3**

***Distribution Date: 26-Dec-07
Mortgage Loan Characteristics Part II
Total (All Loans)***

Distribution by Occupancy Type (Current)

Occupancy Type	# of Loans	Ending Balance	% of Balance	WAMM	WAC
Owner Occupied - Primary Residence	8,397	1,718,993,768	96.10%	351.60	8.51%
Non-Owner Occupied	412	63,893,259	3.57%	349.96	8.17%
Owner Occupied - Secondary Residence	30	5,953,733	0.33%	352.42	8.74%

Distribution by Occupancy Type (Cut-off)

Occupancy Type	# of Loans	Ending Balance	% of Balance	WAMM	WAC
Owner Occupied - Primary Residence	8,748	1,811,479,819	95.92%	359.22	8.53%
Non-Owner Occupied	454	70,826,375	3.75%	357.70	8.23%
Owner Occupied - Secondary Residence	31	6,189,617	0.33%	360.00	8.77%

Total 8,839 1,788,840,760 100.00%

Total 9,233 1,888,495,811 100.00%

Distribution by Loan Purpose (Current)

Loan Purpose	# of Loans	Ending Balance	% of Balance	WAMM	WAC
Purchase	5,168	1,036,092,156	57.92%	352.11	8.59%
Refinance/Equity Takeout	3,053	635,344,195	35.52%	351.09	8.40%
Refinance/No Cash Out	618	117,404,409	6.56%	348.95	8.23%

Distribution by Loan Purpose (Cut-off)

Loan Purpose	# of Loans	Ending Balance	% of Balance	WAMM	WAC
Purchase	5,402	1,096,640,620	58.07%	359.72	8.61%
Refinance/Equity Takeout	3,199	670,367,279	35.50%	358.71	8.42%
Refinance/No Cash Out	632	121,487,912	6.43%	356.70	8.25%

Total 8,839 1,788,840,760 100.00%

Total 9,233 1,888,495,811 100.00%



First Franklin Mortgage Loan Trust
Mortgage Loan Asset-Backed Securities
Series 2007-3

Distribution Date: 26-Dec-07
Mortgage Loan Characteristics Part II
Total (All Loans)

Distribution by Originator Concentration > 10% (Current)

Originator	# of Loans	Ending Balance	% of Balance	WAMM	WAC
First Franklin	8,839	1,788,840,760	100.00%	351.54	8.50%

Distribution by Originator Concentration > 10% (Cut-off)

Originator	# of Loans	Ending Balance	% of Balance	WAMM	WAC
First Franklin	9,233	1,888,495,811	100.00%	359.17	8.52%

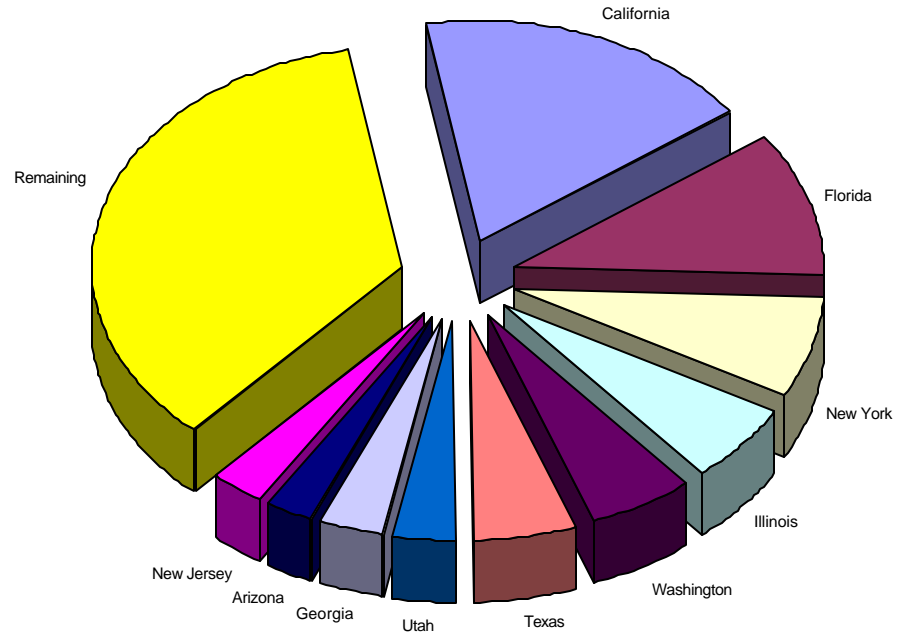
**First Franklin Mortgage Loan Trust
Mortgage Loan Asset-Backed Securities
Series 2007-3**

**Distribution Date: 26-Dec-07
Geographic Concentration
Total (All Loans)**

Top 10 Current State Concentration

Geographic Distribution	# of Loans	Balance ⁽¹⁾	% of Balance	WAMM	WAC
California	861	316,301,117	17.68%	352	7.83%
Florida	888	191,391,914	10.70%	352	8.34%
New York	478	131,486,893	7.35%	352	8.48%
Illinois	504	106,926,496	5.98%	352	8.91%
Washington	363	96,426,157	5.39%	352	8.11%
Texas	706	94,928,525	5.31%	349	8.90%
Utah	322	63,055,382	3.52%	352	8.35%
Georgia	314	55,919,530	3.13%	351	9.10%
Arizona	239	48,807,812	2.73%	352	8.15%
New Jersey	170	48,164,760	2.69%	352	8.84%
Remaining	3,994	635,432,173	35.52%	351	8.77%

Top 10 Current State Concentration



Top 10 Original State Concentration

Geographic Distribution	# of Loans	Balance ⁽¹⁾	% of Balance	WAMM	WAC
California	892	331,854,092	17.57%	359	7.87%
Florida	904	194,682,119	10.31%	360	8.35%
New York	491	136,005,856	7.20%	360	8.49%
Illinois	578	125,528,240	6.65%	360	8.94%
Washington	378	101,323,441	5.37%	360	8.15%
Texas	716	96,842,268	5.13%	357	8.90%
Utah	334	65,716,329	3.48%	359	8.39%
Georgia	322	57,558,873	3.05%	358	9.10%
New Jersey	190	54,014,306	2.86%	360	8.88%
Arizona	250	53,052,550	2.81%	359	8.28%
Remaining	4,178	671,917,738	35.58%	359	8.78%

⁽¹⁾ Based on Current Period Ending Principal Balance



**First Franklin Mortgage Loan Trust
Mortgage Loan Asset-Backed Securities
Series 2007-3**

***Distribution Date: 26-Dec-07
Current Period Realized Loss Detail
Total (All Loans)***

Disclosure Control #	Original Liquidation Balance	Net Liquidation Proceeds	Loss-Certs Non-adjusted	Subsequent Recov/(Exp)	Loss-Certs Adjusted	Loss Severity	Loan-to-Value	FICO	Lien Position	Liq Type	Occ Type
4001379930	60,122.24	(6,645.01)	66,767.25	0.00	66,767.25	111.05%	90.00%	718	1	"	3
Current Total	60,122.24	(6,645.01)	66,767.25	0.00	66,767.25						
Cumulative	60,122.24	(6,645.01)	66,767.25	0.00	66,767.25						

Liq. Type Code - Legend

BK Discharged	B	Loan Sale	O	Settled
Charge-off	C	Paid in Full	P	
Foreclosure	F	REO	R	
Judgement	J	Short Sale	S	
Retain Lien	L	Third Party	T	

Occ Type Code - Legend

X	Primary	1
	Secondary	2
	Investment	3



**First Franklin Mortgage Loan Trust
Mortgage Loan Asset-Backed Securities
Series 2007-3**

***Distribution Date: 26-Dec-07
Historical Realized Loss Summary
Total (All Loans)***

Distribution Date	----- Current Realized Loss -----				----- Previous Liquidations/Payoffs -----						Realized Loss Adjusted	Cumulative Realized Loss
	Beginning Scheduled Balance	Net Liquidation Proceeds	Realized Loss	Loan Count	Claims on Prior Liquidations		Recovery on Prior Liquidations		(Claims)/Recoveries on Prior Payoffs			
					Amount	Count	Amount	Count	Amount	Count		
26-Dec-07	60,122.24	(6,645.01)	66,767.25	1	0.00	0	0.00	0	0.00	0	66,767.25	66,767.25
26-Nov-07	0.00	0.00	0.00	0	0.00	0	0.00	0	0.00	0	0.00	0.00
25-Oct-07	0.00	0.00	0.00	0	0.00	0	0.00	0	0.00	0	0.00	0.00
25-Sep-07	0.00	0.00	0.00	0	0.00	0	0.00	0	0.00	0	0.00	0.00
27-Aug-07	0.00	0.00	0.00	0	0.00	0	0.00	0	0.00	0	0.00	0.00
25-Jul-07	0.00	0.00	0.00	0	0.00	0	0.00	0	0.00	0	0.00	0.00
25-Jun-07	0.00	0.00	0.00	0	0.00	0	0.00	0	0.00	0	0.00	0.00
Total	60,122.24	(6,645.01)	66,767.25	1	0.00	0	0.00	0	0.00	0	66,767.25	



**First Franklin Mortgage Loan Trust
Mortgage Loan Asset-Backed Securities
Series 2007-3**

***Distribution Date: 26-Dec-07
Historical Realized Loss Summary
Group 1***

Distribution Date	----- Current Realized Loss -----				----- Previous Liquidations/Payoffs -----						Realized Loss Adjusted	Cumulative Realized Loss
	Beginning Scheduled Balance	Net Liquidation Proceeds	Realized Loss	Loan Count	Claims on Prior Liquidations		Recovery on Prior Liquidations		(Claims)/Recoveries on Prior Payoffs			
					Amount	Count	Amount	Count	Amount	Count		
26-Dec-07	0.00	0.00	0.00	0	0.00	0	0.00	0	0.00	0	0.00	0.00
26-Nov-07	0.00	0.00	0.00	0	0.00	0	0.00	0	0.00	0	0.00	0.00
25-Oct-07	0.00	0.00	0.00	0	0.00	0	0.00	0	0.00	0	0.00	0.00
25-Sep-07	0.00	0.00	0.00	0	0.00	0	0.00	0	0.00	0	0.00	0.00
27-Aug-07	0.00	0.00	0.00	0	0.00	0	0.00	0	0.00	0	0.00	0.00
25-Jul-07	0.00	0.00	0.00	0	0.00	0	0.00	0	0.00	0	0.00	0.00
25-Jun-07	0.00	0.00	0.00	0	0.00	0	0.00	0	0.00	0	0.00	0.00
Total	0.00	0.00	0.00	0	0.00	0	0.00	0	0.00	0	0.00	



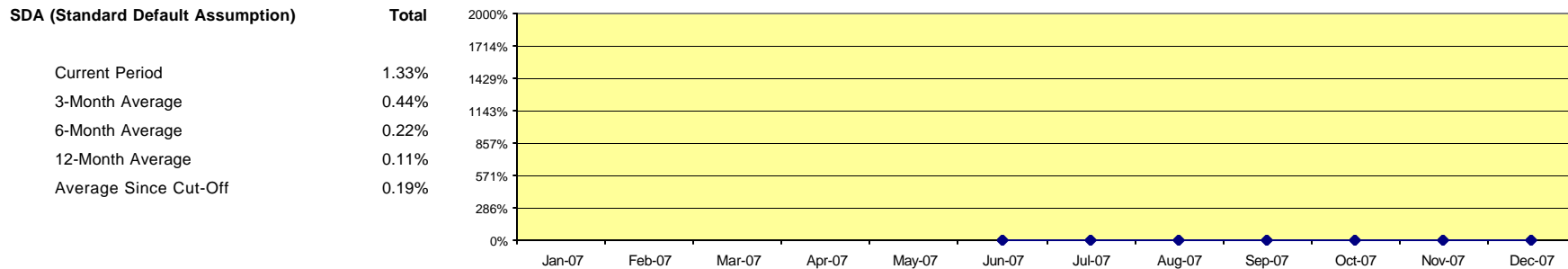

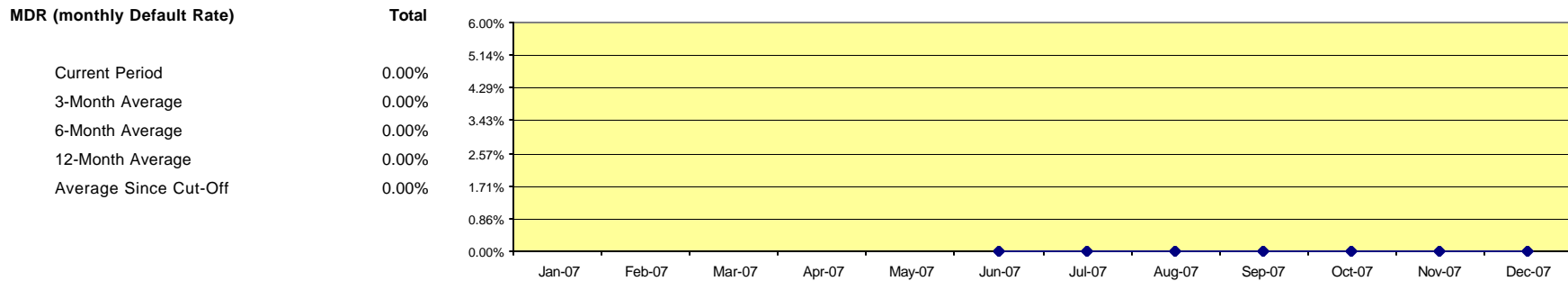
**First Franklin Mortgage Loan Trust
Mortgage Loan Asset-Backed Securities
Series 2007-3**

***Distribution Date: 26-Dec-07
Historical Realized Loss Summary
Group 2***

Distribution Date	----- Current Realized Loss -----				----- Previous Liquidations/Payoffs -----						Realized Loss Adjusted	Cumulative Realized Loss
	Beginning Scheduled Balance	Net Liquidation Proceeds	Realized Loss	Loan Count	Claims on Prior Liquidations		Recovery on Prior Liquidations		(Claims)/Recoveries on Prior Payoffs			
					Amount	Count	Amount	Count	Amount	Count		
26-Dec-07	60,122.24	(6,645.01)	66,767.25	1	0.00	0	0.00	0	0.00	0	66,767.25	66,767.25
26-Nov-07	0.00	0.00	0.00	0	0.00	0	0.00	0	0.00	0	0.00	0.00
25-Oct-07	0.00	0.00	0.00	0	0.00	0	0.00	0	0.00	0	0.00	0.00
25-Sep-07	0.00	0.00	0.00	0	0.00	0	0.00	0	0.00	0	0.00	0.00
27-Aug-07	0.00	0.00	0.00	0	0.00	0	0.00	0	0.00	0	0.00	0.00
25-Jul-07	0.00	0.00	0.00	0	0.00	0	0.00	0	0.00	0	0.00	0.00
25-Jun-07	0.00	0.00	0.00	0	0.00	0	0.00	0	0.00	0	0.00	0.00
Total	60,122.24	(6,645.01)	66,767.25	1	0.00	0	0.00	0	0.00	0	66,767.25	

**First Franklin Mortgage Loan Trust
Mortgage Loan Asset-Backed Securities
Series 2007-3**

**Distribution Date: 26-Dec-07
Realized Loss Summary
Total (All Loans)**



MDR	Monthly Default Rate	$(\text{Beginning Principal Balance of Liquidated Loans}) / (\text{Total Beginning Principal Balance})$
CDR	Conditional Default Rate	$1 - (1 - \text{MDR})^{12}$
SDA	Standard Default Assumption	If WAS=30 then CDR/(WAS*0.02) else if 30<WAS=60 then CDR/0.6 else if 60<WAS=120 then CDR/(0.6-(WAS-60)*0.0095) else if WAS>120 then CDR/0.03
WAS	Weighted Average Seasoning	$(\text{Original Term} - \text{Remaining Term}) * (\text{Current Scheduled Balance} / \text{Deal Scheduled Principal Balance})$



**First Franklin Mortgage Loan Trust
Mortgage Loan Asset-Backed Securities
Series 2007-3**

***Distribution Date: 26-Dec-07
Servicemembers Civil Relief Act
Total (All Loans)***

Disclosure Control #	Group	Beginning Balance	Scheduled Principal	Unscheduled Principal	Ending balance	Loan Rate	P&I Amount	Scheduled Interest	Interest Received	Relief Act Interest Shortfall
4001230043	Group 2 ARM	90,466.38	25.65	0.00	90,440.73	7.85%	617.45	591.80	452.33	139.47
Total		90,466.38	25.65	0.00	90,440.73		617.45	591.80	452.33	139.47



**First Franklin Mortgage Loan Trust
Mortgage Loan Asset-Backed Securities
Series 2007-3**

***Distribution Date: 26-Dec-07
Material Breaches Detail***

Disclosure Control #	Loan Group #	Ending Principal Balance	Material Breach Date	Material Breach Description
<i>No Material Breaches Reported</i>				

Material breaches of pool asset representation or warranties or transaction covenants.



**First Franklin Mortgage Loan Trust
Mortgage Loan Asset-Backed Securities
Series 2007-3**

***Distribution Date: 26-Dec-07
Modified Loan Detail
Total (All Loans)***

Disclosure Control #	Loan Group #	Modified Maturity Date	Cutoff Maturity Date	Modification Description
<i>No Prior Loan Modification Reported</i>				

Modifications include any extensions or waivers to the mortgage loan terms, fees, penalties or payments during the preceding calendar month or that have become material over time.



**First Franklin Mortgage Loan Trust
Mortgage Loan Asset-Backed Securities
Series 2007-3**

***Distribution Date: 26-Dec-07
Collateral Asset Changes***

Disclosure
Control #

Beginning Principal Balance
No Collateral Asset Changes Reported

Description



**First Franklin Mortgage Loan Trust
Mortgage Loan Asset-Backed Securities
Series 2007-3**

***Distribution Date: 26-Dec-07
Substitution Detail History***

--- Loans Substituted Into Pool ---

----- Loans Substituted Out of Pool -----

Investor #	Period	Beginning Principal Balance	Investor #	Period	Beginning Principal Balance	Adjusted for Principal	Substitution Code
<i>No Substituted Loans Reported</i>							



First Franklin Mortgage Loan Trust
Mortgage Loan Asset-Backed Securities
Series 2007-3

Distribution Date: 26-Dec-07
Substitution Detail History Summary

- - - Loans Substituted Into Pool - - -			- - - Loans Substituted Out of Pool - - -			Difference Into vs.
Period	Count	Beginning Principal Balance	Count	Beginning Principal Balance	Adjusted for Principal	Out
<i>No History of Substituted Loans Reported</i>						
