

First Franklin Mortgage Loan Trust
Mortgage Loan Asset-Backed Certificates
Series 2007-4

Distribution Date: 26-Dec-07
ABN AMRO Acct : 724810.1

Payment Date:	26-Dec-07
Prior Payment:	26-Nov-07
Next Payment:	25-Jan-08
Record Date:	30-Nov-07
Distribution Count:	6
Closing Date:	26-Jun-07
First Pay. Date:	25-Jul-07
Rated Final Payment Date:	27-Jul-37
Determination Date:	14-Dec-07
Delinq Method:	OTS

Outside Parties To The Transaction

Issuer: Merrill Lynch Mortgage Investors, Inc.
 Depositor: Merrill Lynch Mortgage Investors, Inc.
 Underwriter: Merrill Lynch & Company- Asset Backed Sec. Group
 Master Servicer: Home Loan Services
 Rating Agency: Standard & Poor's Rating Services/Moody's Investors Service

Contact Information:

Analyst:	Tom John	714.259.6275
	tom.john@abnamro.com	
Administrator:	John Chozen	312.992.1816
	john.chozen@abnamro.com	
LaSalle Website:	www.etrustee.net	



**First Franklin Mortgage Loan Trust
Mortgage Loan Asset-Backed Certificates
Series 2007-4**

Table of Contents

<i>Content:</i>	<i>Pages</i>
Statement to Certificate Holders	3
Statement to Certificate Holders (Factors)	4
Pool/Non-Pool Funds Cash Reconciliation	5
Cash Reconciliation Summary	6-7
Pool Detail and Performance Indicators	8-10
Bond Interest Reconciliation Part I	11
Bond Interest Reconciliation Part II	12
Bond Principal Reconciliation	13
Rating Information	14
15 Month Loan Status Summary Part I	15-21
15 Month Loan Status Summary Part II	22-28
15 Month Historical Payoff Summary	29-31
Prepayment Premium Loan Detail	32
Prepayment Summary	33
Historical Collateral Level REO Report	34-36
Mortgage Loan Characteristics Part I	37
Mortgage Loan Characteristics Part II	38-40
Geographic Concentration	41
Current Period Realized Loss Detail	42
Historical Realized Loss Summary	43-45
Realized Loss Summary	46
Servicemembers Civil Relief Act	47
Material Breaches Detail	48
Modified Loan Detail (Historical)	49
Collateral Asset Changes	50
Substitution Detail History	51
Substitution Detail History Summary	52



**First Franklin Mortgage Loan Trust
Mortgage Loan Asset-Backed Certificates
Series 2007-4**

**Distribution Date: 26-Dec-07
Bond Payment**

Class	CUSIP	Original Face Value ⁽¹⁾	Beginning Certificate Balance	Principal Payment	Principal Adjustment or Loss	Deferred Interest	Ending Certificate Balance	Interest Payment ⁽²⁾	Interest Adjustment	Pass-Through Rate	
1-A	59025CAA8	509,625,000.00	488,541,295.57	7,070,571.60	0.00	0.00	481,470,723.97	2,004,293.59	0.00	4.9231300000%	
2-A1	59025CAB6	325,283,000.00	290,298,964.30	4,276,022.68	0.00	0.00	286,022,941.62	1,171,629.70	0.01	4.8431300000%	
2-A2	59025CAC4	171,764,000.00	171,764,000.00	0.00	0.00	0.00	171,764,000.00	701,817.68	0.00	4.9031300000%	
2-A3	59025CAD2	182,548,000.00	182,548,000.00	0.00	0.00	0.00	182,548,000.00	751,965.41	0.00	4.9431300000%	
2-A4	59025CAE0	67,580,000.00	67,580,000.00	0.00	0.00	0.00	67,580,000.00	283,449.10	0.00	5.0331300000%	
1-M1	59025CAF7	34,062,000.00	34,062,000.00	0.00	0.00	0.00	34,062,000.00	142,865.40	0.00	5.0331300000%	
2-M1	59025CAG5	49,938,000.00	49,938,000.00	0.00	0.00	0.00	49,938,000.00	209,453.71	0.01	5.0331300000%	
1-M2	59025CAH3	23,356,000.00	23,356,000.00	0.00	0.00	0.00	23,356,000.00	98,156.12	0.00	5.0431300000%	
2-M2	59025CAJ9	34,244,000.00	34,244,000.00	0.00	0.00	0.00	34,244,000.00	143,914.12	0.00	5.0431300000%	
1-M3	59025CAK6	12,327,000.00	12,327,000.00	0.00	0.00	0.00	12,327,000.00	52,113.74	0.01	5.0731300000%	
2-M3	59025CAL4	18,073,000.00	18,073,000.00	0.00	0.00	0.00	18,073,000.00	76,405.57	0.00	5.0731300000%	
M4	59025CAM2	27,200,000.00	27,200,000.00	0.00	0.00	0.00	27,200,000.00	117,030.95	0.00	5.1631300000%	
M5	59025CAN0	23,200,000.00	23,200,000.00	0.00	0.00	0.00	23,200,000.00	101,367.18	0.00	5.2431300000%	
M6	59025CAP5	15,200,000.00	15,200,000.00	0.00	0.00	0.00	15,200,000.00	69,452.98	0.00	5.4831300000%	
B1	59025CAQ3	17,600,000.00	17,600,000.00	0.00	0.00	0.00	17,600,000.00	92,152.57	0.00	6.2831300000%	
B2	59025CAR1	13,600,000.00	13,600,000.00	0.00	0.00	0.00	13,600,000.00	77,442.14	0.00	6.8331300000%	
B3	59025CAS9	21,600,000.00	21,600,000.00	0.00	0.00	0.00	21,600,000.00	123,896.34	0.00	6.8831300000%	
C	59025CAU4	1,600,000,024.20 N	1,543,932,260.67	0.00	0.00	0.00	1,532,585,666.39	4,383,114.76	(2,194.71)	N/A	
P	59025CAT7	0.00	0.00	0.00	0.00	0.00	0.00	68,659.64	68,659.64	N/A	
R	59025CAV2	100.00	0.00	0.00	0.00	0.00	0.00	0.00	0.00	N/A	
Total		1,547,200,100.00	1,491,132,259.87	11,346,594.28	0.00	0.00	1,479,785,665.59	10,669,180.70	66,464.96		
								Total P&I Payment	22,015,774.98		

⁽¹⁾ N denotes notional balance not included in total ⁽²⁾ Accrued Interest plus/minus Interest Adjustment minus Deferred Interest equals Interest Payment



**First Franklin Mortgage Loan Trust
Mortgage Loan Asset-Backed Certificates
Series 2007-4**

**Distribution Date: 26-Dec-07
Statement to Certificate Holders (FACTORS)
Bond Payment**

Class	CUSIP	Original Face Value	Beginning Certificate Balance *	Principal Payment *	Principal Adjustment or Loss	Deferred Interest *	Ending Certificate Balance *	Interest Payment *	Interest Adjustment*	Next Rate **
1-A	59025CAA8	509,625,000.00	958.628983213	13.874067403	0.000000000	0.000000000	944.754915811	3.932879254	0.000000000	5.005000000%
2-A1	59025CAB6	325,283,000.00	892.450464057	13.145546124	0.000000000	0.000000000	879.304917933	3.601878057	0.000000031	4.925000000%
2-A2	59025CAC4	171,764,000.00	1000.000000000	0.000000000	0.000000000	0.000000000	1000.000000000	4.085941641	0.000000000	4.985000000%
2-A3	59025CAD2	182,548,000.00	1000.000000000	0.000000000	0.000000000	0.000000000	1000.000000000	4.119274985	0.000000000	5.025000000%
2-A4	59025CAE0	67,580,000.00	1000.000000000	0.000000000	0.000000000	0.000000000	1000.000000000	4.194274933	0.000000000	5.115000000%
1-M1	59025CAF7	34,062,000.00	1000.000000000	0.000000000	0.000000000	0.000000000	1000.000000000	4.194275145	0.000000000	5.115000000%
2-M1	59025CAG5	49,938,000.00	1000.000000000	0.000000000	0.000000000	0.000000000	1000.000000000	4.194275101	0.000000200	5.115000000%
1-M2	59025CAH3	23,356,000.00	1000.000000000	0.000000000	0.000000000	0.000000000	1000.000000000	4.202608323	0.000000000	5.125000000%
2-M2	59025CAJ9	34,244,000.00	1000.000000000	0.000000000	0.000000000	0.000000000	1000.000000000	4.202608340	0.000000000	5.125000000%
1-M3	59025CAK6	12,327,000.00	1000.000000000	0.000000000	0.000000000	0.000000000	1000.000000000	4.227609313	0.000000811	5.155000000%
2-M3	59025CAL4	18,073,000.00	1000.000000000	0.000000000	0.000000000	0.000000000	1000.000000000	4.227608587	0.000000000	5.155000000%
M4	59025CAM2	27,200,000.00	1000.000000000	0.000000000	0.000000000	0.000000000	1000.000000000	4.302608456	0.000000000	5.245000000%
M5	59025CAN0	23,200,000.00	1000.000000000	0.000000000	0.000000000	0.000000000	1000.000000000	4.369275000	0.000000000	5.325000000%
M6	59025CAP5	15,200,000.00	1000.000000000	0.000000000	0.000000000	0.000000000	1000.000000000	4.569275000	0.000000000	5.565000000%
B1	59025CAQ3	17,600,000.00	1000.000000000	0.000000000	0.000000000	0.000000000	1000.000000000	5.235941477	0.000000000	6.365000000%
B2	59025CAR1	13,600,000.00	1000.000000000	0.000000000	0.000000000	0.000000000	1000.000000000	5.694275000	0.000000000	6.915000000%
B3	59025CAS9	21,600,000.00	1000.000000000	0.000000000	0.000000000	0.000000000	1000.000000000	5.735941667	0.000000000	6.965000000%
C	59025CAU4	1,600,000,024.20 N	964.957648324	0.000000000	0.000000000	0.000000000	957.866027006	2.739446684	(0.001371694)	N/A
P	59025CAT7	0.00	0.000000000	0.000000000	0.000000000	0.000000000	0.000000000	0.000000000	0.000000000	N/A
R	59025CAV2	100.00	0.000000000	0.000000000	0.000000000	0.000000000	0.000000000	0.000000000	0.000000000	N/A

* Per \$1,000 of Original Face Value ** Estimated



**First Franklin Mortgage Loan Trust
Mortgage Loan Asset-Backed Certificates
Series 2007-4**

***Distribution Date: 26-Dec-07
Cash Reconciliation Summary Group 1***

	Group 1 Fixed	Group 1 ARM	Total
Interest Summary			
Scheduled Interest	791,599.41	3,752,183.33	4,543,782.74
Fees	45,218.58	216,326.53	261,545.11
Remittance Interest	746,380.83	3,535,856.80	4,282,237.63
Other Interest Proceeds/Shortfalls			
Prepayment Penalties	9,095.95	35,349.18	44,445.13
Other Interest Loss	0.00	0.00	0.00
Other Interest Proceeds	0.00	0.00	0.00
Non-advancing Interest	0.00	0.00	0.00
Net PPIS/Relief Act Shortfall	0.00	(1,385.15)	(1,385.15)
Modification Shortfall	0.00	0.00	0.00
Other Interest Proceeds/Shortfalls	9,095.95	33,964.03	43,059.98
Interest Adjusted	755,476.78	3,569,820.83	4,325,297.61
Principal Summary			
Scheduled Principal Distribution	51,464.07	146,129.98	197,594.05
Curtailments	9,004.14	22,714.20	31,718.34
Prepayments in Full	345,772.36	6,495,486.85	6,841,259.21
Liquidation Proceeds	0.00	0.00	0.00
Repurchase Proceeds	0.00	0.00	0.00
Other Principal Proceeds	0.00	0.00	0.00
Less Mod Losses	0.00	0.00	0.00
Remittance Principal	406,240.57	6,664,331.03	7,070,571.60
Fee Summary			
Total Servicing Fees	45,218.58	216,326.53	261,545.11
Total Trustee Fees	0.00	0.00	0.00
LPMI Fees	0.00	0.00	0.00
Misc. Fees	0.00	0.00	0.00
Total Fees	45,218.58	216,326.53	261,545.11
Beginning Principal Balance	108,524,569.85	519,183,068.97	627,707,638.82
Ending Principal Balance	108,118,329.28	512,518,737.94	620,637,067.22



**First Franklin Mortgage Loan Trust
Mortgage Loan Asset-Backed Certificates
Series 2007-4**

***Distribution Date: 26-Dec-07
Cash Reconciliation Summary Group 2***

	Group 2 Fixed	Group 2 ARM	Total
Interest Summary			
Scheduled Interest	1,181,777.57	5,520,460.92	6,702,238.49
Fees	64,516.20	317,244.31	381,760.51
Remittance Interest	1,117,261.37	5,203,216.61	6,320,477.98
Other Interest Proceeds/Shortfalls			
Prepayment Penalties	7,512.03	16,702.48	24,214.51
Other Interest Loss	0.00	0.00	0.00
Other Interest Proceeds	0.00	0.00	0.00
Non-advancing Interest	0.00	0.00	0.00
Net PPIS/Relief Act Shortfall	0.00	(809.37)	(809.37)
Modification Shortfall	0.00	0.00	0.00
Other Interest Proceeds/Shortfalls	7,512.03	15,893.11	23,405.14
Interest Adjusted	1,124,773.40	5,219,109.72	6,343,883.12
Principal Summary			
Scheduled Principal Distribution	72,622.38	181,354.10	253,976.48
Curtailments	17,534.20	35,128.84	52,663.04
Prepayments in Full	681,007.45	3,288,375.71	3,969,383.16
Liquidation Proceeds	0.00	0.00	0.00
Repurchase Proceeds	0.00	0.00	0.00
Other Principal Proceeds	0.00	0.00	0.00
Less Mod Losses	0.00	0.00	0.00
Remittance Principal	771,164.03	3,504,858.65	4,276,022.68
Fee Summary			
Total Servicing Fees	64,516.20	317,244.31	381,760.51
Total Trustee Fees	0.00	0.00	0.00
LPMI Fees	0.00	0.00	0.00
Misc. Fees	0.00	0.00	0.00
Total Fees	64,516.20	317,244.31	381,760.51
Beginning Principal Balance	154,838,617.73	761,386,004.12	916,224,621.85
Ending Principal Balance	154,067,453.70	757,881,145.47	911,948,599.17



**First Franklin Mortgage Loan Trust
Mortgage Loan Asset-Backed Certificates
Series 2007-4**

**Distribution Date: 26-Dec-07
Pool Detail and Performance Indicators Total (All Loans)**

Pool Detail			Performance Indicators			Misc/Additional Information				
Pool Level Information			Factors Impacting Principal Payment Rules			WA Rates/Life				
Historical	Amount	Count	Delinquency Levels	Num	Den	%		Fixed	Adj	Overall
Cut-off Pool Balance	1,600,000,024.20	7,567	3 mo. Rolling Average	71,674,988	1,543,688,119	4.66%	WAC - Remit Current	8.49%	8.19%	8.24%
Cum Scheduled Principal	2,710,385.18		6 mo. Rolling Average	36,718,256	1,563,569,619	2.38%	WAC - Remit Original	8.50%	8.21%	8.26%
Cum Unscheduled Principal	64,703,972.63		12 mo. Rolling Average	36,718,256	1,563,569,619	2.38%	WAC - Current	8.99%	8.69%	8.74%
Cum Liquidations	0.00		Loss Levels	Amount	Count		WAC - Original	9.00%	8.71%	8.76%
Cum Repurchases	13,550,991.29		3 mo. Cum Loss	0.00	0		WAL - Current	349.59	353.46	352.80
			6 mo. Cum loss	0.00	0		WAL - Original	354.49	358.47	357.80
			12 mo. Cum Loss	0.00	0					
Current	Amount	Count	%							
Beginning Pool	1,543,932,260.67	7,343	96.50%				Current Index Rate			4.783130%
Scheduled Principal	451,570.53		0.03%				Next Index Rate			4.865000%
Unscheduled Principal	10,895,023.75	58	0.68%							
Liquidations	0.00	0	0.00%				Prepayment Charges			
Repurchases	0.00	0	0.00%					Amount	Count	
Ending Pool	1,532,585,666.39	7,285	95.79%				Current	68,659.64	19	
							Cumulative	264,256.01	64	
Ending Actual Balance	1,533,124,646.81									
Average Loan Balance	210,375.52									
Current Loss Detail	Amount									
Liquidation	0.00						Pool Composition			
Realized Loss	0.00						Properties	Balance	%/Score	
Realized Loss Adjustment	0.00						Cash Out/Refinance	795,023,162.52	51.40%	
Net Liquidation	0.00						SFR	1,096,548,987.83	70.90%	
							Owner Occupied	1,482,433,706.95	95.85%	
Credit Enhancement	Amount	%						Min	Max	WA
Original OC	52,799,924.20	3.30%					FICO	540	809	640.19
Target OC	52,800,000.80	0.00%								
Beginning OC	52,800,000.80									
Ending OC	52,800,000.80									
Most Senior Certificates	N/A									

Legend: (1) 60 Days+, REO, BK, F/C % (3) Condn: If Step Down Date = Yes and Cum Loss > specified thresholds, then TRUE (5) Defined Benchmark
(2) If Step Down Date = Yes and (1) > (6) * (4), then TRUE (4) (Ending Pool Bal - Most Senior Certs) / Ending Pool Bal (6) Defined Benchmark (Used in Delinq Event Calc)

Note: Delinquency and Loss Event Triggers may be flagged as "Yes" prior to the Step Down Date on account of the percentage thresholds being breached.



**First Franklin Mortgage Loan Trust
Mortgage Loan Asset-Backed Certificates
Series 2007-4**

***Distribution Date: 26-Dec-07
Bond Interest Reconciliation***

-- Accrual --															----- Recovered -----			----- Outstanding -----	
Class	Method	Days	Opening Balance	Pass-Thru Rate	Accrual Certificate Interest	Total Interest Additions	Total Interest Deductions	Distributable Certificate Interest	Interest Payment Amount	Interest Carry-Forward Amount	Floating Rate Certificate Carry-Over	Interest Carry-Forward Amount	Floating Rate Certificate Carry-Over	Net Cap Rate in Effect Y/N					
1-A	Act/360	30	488,541,295.57	4.923130000%	2,004,293.59	0.00	0.00	2,004,293.59	2,004,293.59	0.00	0.00	0.00	0.00	No					
2-A1	Act/360	30	290,298,964.30	4.843130000%	1,171,629.69	0.00	0.00	1,171,629.69	1,171,629.70	0.00	0.00	0.00	0.00	No					
2-A2	Act/360	30	171,764,000.00	4.903130000%	701,817.68	0.00	0.00	701,817.68	701,817.68	0.00	0.00	0.00	0.00	No					
2-A3	Act/360	30	182,548,000.00	4.943130000%	751,965.41	0.00	0.00	751,965.41	751,965.41	0.00	0.00	0.00	0.00	No					
2-A4	Act/360	30	67,580,000.00	5.033130000%	283,449.10	0.00	0.00	283,449.10	283,449.10	0.00	0.00	0.00	0.00	No					
1-M1	Act/360	30	34,062,000.00	5.033130000%	142,865.40	0.00	0.00	142,865.40	142,865.40	0.00	0.00	0.00	0.00	No					
2-M1	Act/360	30	49,938,000.00	5.033130000%	209,453.70	0.00	0.00	209,453.70	209,453.71	0.00	0.00	0.00	0.00	No					
1-M2	Act/360	30	23,356,000.00	5.043130000%	98,156.12	0.00	0.00	98,156.12	98,156.12	0.00	0.00	0.00	0.00	No					
2-M2	Act/360	30	34,244,000.00	5.043130000%	143,914.12	0.00	0.00	143,914.12	143,914.12	0.00	0.00	0.00	0.00	No					
1-M3	Act/360	30	12,327,000.00	5.073130000%	52,113.73	0.00	0.00	52,113.74	52,113.74	0.01	0.00	0.00	0.00	No					
2-M3	Act/360	30	18,073,000.00	5.073130000%	76,405.57	0.00	0.00	76,405.57	76,405.57	0.00	0.00	0.00	0.00	No					
M4	Act/360	30	27,200,000.00	5.163130000%	117,030.95	0.00	0.00	117,030.95	117,030.95	0.00	0.00	0.00	0.00	No					
M5	Act/360	30	23,200,000.00	5.243130000%	101,367.18	0.00	0.00	101,367.18	101,367.18	0.00	0.00	0.00	0.00	No					
M6	Act/360	30	15,200,000.00	5.483130000%	69,452.98	0.00	0.00	69,452.98	69,452.98	0.00	0.00	0.00	0.00	No					
B1	Act/360	30	17,600,000.00	6.283130000%	92,152.57	0.00	0.00	92,152.57	92,152.57	0.00	0.00	0.00	0.00	No					
B2	Act/360	30	13,600,000.00	6.833130000%	77,442.14	0.00	0.00	77,442.14	77,442.14	0.00	0.00	0.00	0.00	No					
B3	Act/360	30	21,600,000.00	6.883130000%	123,896.34	0.00	0.00	123,896.34	123,896.34	0.00	0.00	0.00	0.00	No					
C			1,543,932,260.67	N/A	4,385,309.47	0.00	0.00	4,399,050.57	4,383,114.76	0.00	0.00	0.00	0.00	N/A					
P			0.00	N/A	0.00	68,659.64	0.00	0.00	68,659.64	0.00	0.00	0.00	0.00	N/A					
R	Act/360	30	0.00	4.923130000%	0.00	0.00	0.00	0.00	0.00	0.00	0.00	0.00	0.00	N/A					
Total			1,491,132,259.87		10,602,715.74	68,659.64	0.00	10,616,456.85	10,669,180.70	0.01	0.00	0.00	0.00						



**First Franklin Mortgage Loan Trust
Mortgage Loan Asset-Backed Certificates
Series 2007-4**

**Distribution Date: 26-Dec-07
Bond Interest Reconciliation - Part II**

Class	Record Date	Prior Interest Due Date	Current Interest Due Date	----- REMIC -----				----- Non-REMIC -----			----- Deductions -----			
				Accrual Certificate Interest	Interest Carry-Forward	Supplemental Interest Trust	Payments From Cap Contracts	Prepayment Premiums	Floating Rate Certificate Carry-Over	Other Interest Proceeds ⁽¹⁾	Non-Supported Interest Shortfall	Interest Carry-Forward ⁽²⁾	Floating Rate Certificate Carry-Over	
1-A	30-Nov-07	26-Nov-07	26-Dec-07	2,004,293.59	0.00	0.00	0.00	0.00	0.00	0.00	0.00	0.00	0.00	0.00
2-A1	30-Nov-07	26-Nov-07	26-Dec-07	1,171,629.69	0.00	0.00	0.00	0.00	0.00	0.00	0.00	0.00	0.00	0.00
2-A2	30-Nov-07	26-Nov-07	26-Dec-07	701,817.68	0.00	0.00	0.00	0.00	0.00	0.00	0.00	0.00	0.00	0.00
2-A3	30-Nov-07	26-Nov-07	26-Dec-07	751,965.41	0.00	0.00	0.00	0.00	0.00	0.00	0.00	0.00	0.00	0.00
2-A4	30-Nov-07	26-Nov-07	26-Dec-07	283,449.10	0.00	0.00	0.00	0.00	0.00	0.00	0.00	0.00	0.00	0.00
1-M1	30-Nov-07	26-Nov-07	26-Dec-07	142,865.40	0.00	0.00	0.00	0.00	0.00	0.00	0.00	0.00	0.00	0.00
2-M1	30-Nov-07	26-Nov-07	26-Dec-07	209,453.70	0.00	0.00	0.00	0.00	0.00	0.00	0.00	0.00	0.00	0.00
1-M2	30-Nov-07	26-Nov-07	26-Dec-07	98,156.12	0.00	0.00	0.00	0.00	0.00	0.00	0.00	0.00	0.00	0.00
2-M2	30-Nov-07	26-Nov-07	26-Dec-07	143,914.12	0.00	0.00	0.00	0.00	0.00	0.00	0.00	0.00	0.00	0.00
1-M3	30-Nov-07	26-Nov-07	26-Dec-07	52,113.73	0.01	0.00	0.00	0.00	0.00	0.00	0.00	0.00	0.00	0.00
2-M3	30-Nov-07	26-Nov-07	26-Dec-07	76,405.57	0.00	0.00	0.00	0.00	0.00	0.00	0.00	0.00	0.00	0.00
M4	30-Nov-07	26-Nov-07	26-Dec-07	117,030.95	0.00	0.00	0.00	0.00	0.00	0.00	0.00	0.00	0.00	0.00
M5	30-Nov-07	26-Nov-07	26-Dec-07	101,367.18	0.00	0.00	0.00	0.00	0.00	0.00	0.00	0.00	0.00	0.00
M6	30-Nov-07	26-Nov-07	26-Dec-07	69,452.98	0.00	0.00	0.00	0.00	0.00	0.00	0.00	0.00	0.00	0.00
B1	30-Nov-07	26-Nov-07	26-Dec-07	92,152.57	0.00	0.00	0.00	0.00	0.00	0.00	0.00	0.00	0.00	0.00
B2	30-Nov-07	26-Nov-07	26-Dec-07	77,442.14	0.00	0.00	0.00	0.00	0.00	0.00	0.00	0.00	0.00	0.00
B3	30-Nov-07	26-Nov-07	26-Dec-07	123,896.34	0.00	0.00	0.00	0.00	0.00	0.00	0.00	0.00	0.00	0.00
C	30-Nov-07	1-Nov-07	1-Dec-07	4,385,309.47	0.00	0.00	0.00	0.00	0.00	0.00	0.00	0.00	0.00	0.00
P	30-Nov-07	26-Nov-07	26-Dec-07	0.00	0.00	0.00	0.00	68,659.64	0.00	0.00	0.00	0.00	0.00	0.00
R	30-Nov-07	26-Nov-07	26-Dec-07	0.00	0.00	0.00	0.00	0.00	0.00	0.00	0.00	0.00	0.00	0.00
Total				10,602,715.74	0.01	0.00	0.00	68,659.64	0.00	0.00	0.00	0.00	0.00	0.00

⁽¹⁾ Other Interest Proceeds are additional interest amounts specifically allocated to the bond(s) and used in determining the bonds Distributable Interest.

⁽²⁾ Interest Carry-Forward Shortfall is unpaid interest with interest thereon.



**First Franklin Mortgage Loan Trust
Mortgage Loan Asset-Backed Certificates
Series 2007-4**

***Distribution Date: 26-Dec-07
Bond Principal Reconciliation***

Class	Original Class Balance	Beginning Class Balance	Scheduled Principal Payment	Unscheduled Principal Payment	Extra Principal Payment	----- L o s s e s -----				Ending Class Balance	Rated Final Maturity	- Credit Support -	
						Prior Loss Reimburs.	Current Losses	Cumulative Losses	Interest on Losses			Original	Current
1-A	509,625,000.00	488,541,295.57	197,594.05	6,872,977.55	0.00	0.00	0.00	0.00	0.00	481,470,723.97	27-Jul-37	N/A	N/A
2-A1	325,283,000.00	290,298,964.30	253,976.48	4,022,046.20	0.00	0.00	0.00	0.00	0.00	286,022,941.62	27-Jul-37	N/A	N/A
2-A2	171,764,000.00	171,764,000.00	0.00	0.00	0.00	0.00	0.00	0.00	0.00	171,764,000.00	27-Jul-37	N/A	N/A
2-A3	182,548,000.00	182,548,000.00	0.00	0.00	0.00	0.00	0.00	0.00	0.00	182,548,000.00	27-Jul-37	N/A	N/A
2-A4	67,580,000.00	67,580,000.00	0.00	0.00	0.00	0.00	0.00	0.00	0.00	67,580,000.00	27-Jul-37	N/A	N/A
1-M1	34,062,000.00	34,062,000.00	0.00	0.00	0.00	0.00	0.00	0.00	0.00	34,062,000.00	27-Jul-37	N/A	N/A
2-M1	49,938,000.00	49,938,000.00	0.00	0.00	0.00	0.00	0.00	0.00	0.00	49,938,000.00	27-Jul-37	N/A	N/A
1-M2	23,356,000.00	23,356,000.00	0.00	0.00	0.00	0.00	0.00	0.00	0.00	23,356,000.00	27-Jul-37	N/A	N/A
2-M2	34,244,000.00	34,244,000.00	0.00	0.00	0.00	0.00	0.00	0.00	0.00	34,244,000.00	27-Jul-37	N/A	N/A
1-M3	12,327,000.00	12,327,000.00	0.00	0.00	0.00	0.00	0.00	0.00	0.00	12,327,000.00	27-Jul-37	N/A	N/A
2-M3	18,073,000.00	18,073,000.00	0.00	0.00	0.00	0.00	0.00	0.00	0.00	18,073,000.00	27-Jul-37	N/A	N/A
M4	27,200,000.00	27,200,000.00	0.00	0.00	0.00	0.00	0.00	0.00	0.00	27,200,000.00	27-Jul-37	N/A	N/A
M5	23,200,000.00	23,200,000.00	0.00	0.00	0.00	0.00	0.00	0.00	0.00	23,200,000.00	27-Jul-37	N/A	N/A
M6	15,200,000.00	15,200,000.00	0.00	0.00	0.00	0.00	0.00	0.00	0.00	15,200,000.00	27-Jul-37	N/A	N/A
B1	17,600,000.00	17,600,000.00	0.00	0.00	0.00	0.00	0.00	0.00	0.00	17,600,000.00	27-Jul-37	N/A	N/A
B2	13,600,000.00	13,600,000.00	0.00	0.00	0.00	0.00	0.00	0.00	0.00	13,600,000.00	27-Jul-37	N/A	N/A
B3	21,600,000.00	21,600,000.00	0.00	0.00	0.00	0.00	0.00	0.00	0.00	21,600,000.00	27-Jul-37	N/A	N/A
C	1,600,000,024.20	1,543,932,260.67	0.00	0.00	0.00	0.00	0.00	0.00	0.00	1,532,585,666.39	27-Jul-37	N/A	N/A
P	0.00	0.00	0.00	0.00	0.00	0.00	0.00	0.00	0.00	0.00	27-Jul-37	N/A	N/A
R	100.00	0.00	0.00	0.00	0.00	0.00	0.00	0.00	0.00	0.00	27-Jul-37	N/A	N/A
Total	1,547,200,100.00	1,491,132,259.87	451,570.53	10,895,023.75	0.00	0.00	0.00	0.00	0.00	1,479,785,665.59			



**First Franklin Mortgage Loan Trust
Mortgage Loan Asset-Backed Certificates
Series 2007-4**

***Distribution Date: 26-Dec-07
Ratings Information***

Class	CUSIP	----- Original Ratings -----				----- Ratings Change / Change Date ⁽¹⁾ -----				
		Fitch	Moody's	DBRS	S&P	Fitch	Moody's	DBRS	S&P	
1-A	59025CAA8	NR	Aaa	NR	AAA					
2-A1	59025CAB6	NR	Aaa	NR	AAA					
2-A2	59025CAC4	NR	Aaa	NR	AAA					
2-A3	59025CAD2	NR	Aaa	NR	AAA					
2-A4	59025CAE0	NR	Aaa	NR	AAA					
1-M1	59025CAF7	NR	Aa1	NR	AA+					
2-M1	59025CAG5	NR	Aa1	NR	AA+					
1-M2	59025CAH3	NR	Aa2	NR	AA					
2-M2	59025CAJ9	NR	Aa2	NR	AA					
1-M3	59025CAK6	NR	Aa3	NR	AA-					A- 17-Oct-07
2-M3	59025CAL4	NR	Aa3	NR	AA-					A- 17-Oct-07
M4	59025CAM2	NR	A1	NR	A+					BBB+ 17-Oct-07
M5	59025CAN0	NR	A2	NR	A					BBB- 17-Oct-07
M6	59025CAP5	NR	A3	NR	A-		Baa1 3-Dec-07			BBB- 17-Oct-07
B1	59025CAQ3	NR	Baa1	NR	BBB+		Baa2 3-Dec-07			BB+ 17-Oct-07
B2	59025CAR1	NR	Baa1	NR	BBB		Baa3 3-Dec-07			BB 17-Oct-07
B3	59025CAS9	NR	Baa3	NR	BBB-		Ba2 3-Dec-07			BB- 17-Oct-07
C	59025CAU4	NR	NR	NR	NR					
P	59025CAT7	NR	NR	NR	NR					
R	59025CAV2	NR	NR	NR	AAA					

NR - Designates that the class was not rated by the rating agency.

⁽¹⁾ Changed ratings provided on this report are based on information provided by the applicable rating agency via electronic transmission. It shall be understood that this transmission will generally have been provided to LaSalle within 30 days of the payment date listed on this statement. Because ratings may have changed during the 30 day window, or may not be being provided by the rating agency in an electronic format and therefore not being updated on this report, LaSalle recommends that investors obtain current rating information directly from the rating agency.



**First Franklin Mortgage Loan Trust
Mortgage Loan Asset-Backed Certificates
Series 2007-4**

**Distribution Date: 26-Dec-07
Asset-Backed Facts ~ 15 Month Historical Loan Status Summary Part I (as of Cut-Off)**

Distribution Date	Current		Delinq 1 Month		Delinq 2 Months		Delinq 3+ Months		Bankruptcy		Foreclosure		REO	
	Count	Balance	Count	Balance	Count	Balance	Count	Balance	Count	Balance	Count	Balance	Count	Balance
Total (All Loans)														
26-Dec-07	6,636	1,353,328,844	269	66,122,246	174	46,225,933	8	2,184,613	13	2,236,145	185	62,487,885	0	0
26-Nov-07	6,861	1,409,326,651	270	65,747,511	124	37,403,928	8	2,119,304	6	1,196,435	74	28,138,431	0	0
25-Oct-07	7,089	1,468,487,627	206	53,026,514	75	25,595,161	3	706,055	5	763,414	14	5,967,660	0	0
25-Sep-07	7,315	1,527,291,572	122	37,494,199	11	4,409,070	0	0	3	452,062	1	233,509	0	0
27-Aug-07	7,481	1,576,589,512	27	8,259,293	0	0	0	0	1	189,931	0	0	0	0
25-Jul-07	7,547	1,595,345,374	1	88,833	0	0	0	0	0	0	0	0	0	0

Total (All Loans)														
26-Dec-07	91.09%	88.30%	3.69%	4.31%	2.39%	3.02%	0.11%	0.14%	0.18%	0.15%	2.54%	4.08%	0.00%	0.00%
26-Nov-07	93.44%	91.28%	3.68%	4.26%	1.69%	2.42%	0.11%	0.14%	0.08%	0.08%	1.01%	1.82%	0.00%	0.00%
25-Oct-07	95.90%	94.46%	2.79%	3.41%	1.01%	1.65%	0.04%	0.05%	0.07%	0.05%	0.19%	0.38%	0.00%	0.00%
25-Sep-07	98.16%	97.29%	1.64%	2.39%	0.15%	0.28%	0.00%	0.00%	0.04%	0.03%	0.01%	0.01%	0.00%	0.00%
27-Aug-07	99.63%	99.47%	0.36%	0.52%	0.00%	0.00%	0.00%	0.00%	0.01%	0.01%	0.00%	0.00%	0.00%	0.00%
25-Jul-07	99.99%	99.99%	0.01%	0.01%	0.00%	0.00%	0.00%	0.00%	0.00%	0.00%	0.00%	0.00%	0.00%	0.00%

Delinquency Balances are Exclusive of REO, Foreclosures and Bankruptcies.



**First Franklin Mortgage Loan Trust
Mortgage Loan Asset-Backed Certificates
Series 2007-4**

Distribution Date: 26-Dec-07

Asset-Backed Facts ~ 15 Month Historical Loan Status Summary Part I (as of Cut-Off)

Distribution Date	Current		Delinq 1 Month		Delinq 2 Months		Delinq 3+ Months		Bankruptcy		Foreclosure		REO	
	Count	Balance	Count	Balance	Count	Balance	Count	Balance	Count	Balance	Count	Balance	Count	Balance
Group 1 - Total														
26-Dec-07	2,773	566,256,978	93	20,585,931	56	12,635,417	5	1,151,876	10	1,883,450	72	18,123,416	0	0
26-Nov-07	2,856	584,879,439	96	21,575,667	51	12,043,653	2	219,223	5	1,072,577	31	7,917,080	0	0
25-Oct-07	2,940	604,641,638	78	17,844,131	29	6,775,082	0	0	4	639,540	7	1,904,374	0	0
25-Sep-07	3,028	625,578,391	47	10,189,227	5	1,323,832	0	0	2	328,173	0	0	0	0
27-Aug-07	3,098	640,902,491	9	2,089,163	0	0	0	0	1	189,931	0	0	0	0
25-Jul-07	3,128	647,365,877	0	0	0	0	0	0	0	0	0	0	0	0

Group 1 - Total														
26-Dec-07	92.16%	91.24%	3.09%	3.32%	1.86%	2.04%	0.17%	0.19%	0.33%	0.30%	2.39%	2.92%	0.00%	0.00%
26-Nov-07	93.92%	93.18%	3.16%	3.44%	1.68%	1.92%	0.07%	0.03%	0.16%	0.17%	1.02%	1.26%	0.00%	0.00%
25-Oct-07	96.14%	95.70%	2.55%	2.82%	0.95%	1.07%	0.00%	0.00%	0.13%	0.10%	0.23%	0.30%	0.00%	0.00%
25-Sep-07	98.25%	98.14%	1.52%	1.60%	0.16%	0.21%	0.00%	0.00%	0.06%	0.05%	0.00%	0.00%	0.00%	0.00%
27-Aug-07	99.68%	99.65%	0.29%	0.32%	0.00%	0.00%	0.00%	0.00%	0.03%	0.03%	0.00%	0.00%	0.00%	0.00%
25-Jul-07	100.00%	100.00%	0.00%	0.00%	0.00%	0.00%	0.00%	0.00%	0.00%	0.00%	0.00%	0.00%	0.00%	0.00%

Delinquency Balances are Exclusive of REO, Foreclosures and Bankruptcies.



**First Franklin Mortgage Loan Trust
Mortgage Loan Asset-Backed Certificates
Series 2007-4**

**Distribution Date: 26-Dec-07
Asset-Backed Facts ~ 15 Month Historical Loan Status Summary Part I (as of Cut-Off)**

Distribution Date	Current		Delinq 1 Month		Delinq 2 Months		Delinq 3+ Months		Bankruptcy		Foreclosure		REO	
	Count	Balance	Count	Balance	Count	Balance	Count	Balance	Count	Balance	Count	Balance	Count	Balance
Group 1 Fixed														
26-Dec-07	585	102,101,171	10	1,387,550	8	1,852,770	3	609,384	5	670,163	8	1,497,292	0	0
26-Nov-07	592	102,913,057	14	2,834,078	7	1,219,696	1	99,789	2	375,418	6	1,082,532	0	0
25-Oct-07	600	105,210,463	13	2,124,099	7	1,061,260	0	0	2	375,504	2	451,702	0	0
25-Sep-07	614	107,772,004	10	1,497,504	1	74,667	0	0	1	189,899	0	0	0	0
27-Aug-07	627	109,843,725	3	575,512	0	0	0	0	1	189,931	0	0	0	0
25-Jul-07	633	110,896,369	0	0	0	0	0	0	0	0	0	0	0	0

Group 1 Fixed														
26-Dec-07	94.51%	94.43%	1.62%	1.28%	1.29%	1.71%	0.48%	0.56%	0.81%	0.62%	1.29%	1.38%	0.00%	0.00%
26-Nov-07	95.18%	94.83%	2.25%	2.61%	1.13%	1.12%	0.16%	0.09%	0.32%	0.35%	0.96%	1.00%	0.00%	0.00%
25-Oct-07	96.15%	96.33%	2.08%	1.94%	1.12%	0.97%	0.00%	0.00%	0.32%	0.34%	0.32%	0.41%	0.00%	0.00%
25-Sep-07	98.08%	98.39%	1.60%	1.37%	0.16%	0.07%	0.00%	0.00%	0.16%	0.17%	0.00%	0.00%	0.00%	0.00%
27-Aug-07	99.37%	99.31%	0.48%	0.52%	0.00%	0.00%	0.00%	0.00%	0.16%	0.17%	0.00%	0.00%	0.00%	0.00%
25-Jul-07	100.00%	100.00%	0.00%	0.00%	0.00%	0.00%	0.00%	0.00%	0.00%	0.00%	0.00%	0.00%	0.00%	0.00%

Delinquency Balances are Exclusive of REO, Foreclosures and Bankruptcies.



**First Franklin Mortgage Loan Trust
Mortgage Loan Asset-Backed Certificates
Series 2007-4**

**Distribution Date: 26-Dec-07
Asset-Backed Facts ~ 15 Month Historical Loan Status Summary Part I (as of Cut-Off)**

Distribution Date	Current		Delinq 1 Month		Delinq 2 Months		Delinq 3+ Months		Bankruptcy		Foreclosure		REO	
	Count	Balance	Count	Balance	Count	Balance	Count	Balance	Count	Balance	Count	Balance	Count	Balance
Group 1 ARM														
26-Dec-07	2,188	464,155,807	83	19,198,382	48	10,782,647	2	542,492	5	1,213,287	64	16,626,124	0	0
26-Nov-07	2,264	481,966,382	82	18,741,589	44	10,823,957	1	119,434	3	697,159	25	6,834,548	0	0
25-Oct-07	2,340	499,431,175	65	15,720,032	22	5,713,822	0	0	2	264,036	5	1,452,672	0	0
25-Sep-07	2,414	517,806,387	37	8,691,723	4	1,249,164	0	0	1	138,274	0	0	0	0
27-Aug-07	2,471	531,058,766	6	1,513,651	0	0	0	0	0	0	0	0	0	0
25-Jul-07	2,495	536,469,508	0	0	0	0	0	0	0	0	0	0	0	0

Group 1 ARM														
26-Dec-07	91.55%	90.56%	3.47%	3.75%	2.01%	2.10%	0.08%	0.11%	0.21%	0.24%	2.68%	3.24%	0.00%	0.00%
26-Nov-07	93.59%	92.83%	3.39%	3.61%	1.82%	2.08%	0.04%	0.02%	0.12%	0.13%	1.03%	1.32%	0.00%	0.00%
25-Oct-07	96.14%	95.57%	2.67%	3.01%	0.90%	1.09%	0.00%	0.00%	0.08%	0.05%	0.21%	0.28%	0.00%	0.00%
25-Sep-07	98.29%	98.09%	1.51%	1.65%	0.16%	0.24%	0.00%	0.00%	0.04%	0.03%	0.00%	0.00%	0.00%	0.00%
27-Aug-07	99.76%	99.72%	0.24%	0.28%	0.00%	0.00%	0.00%	0.00%	0.00%	0.00%	0.00%	0.00%	0.00%	0.00%
25-Jul-07	100.00%	100.00%	0.00%	0.00%	0.00%	0.00%	0.00%	0.00%	0.00%	0.00%	0.00%	0.00%	0.00%	0.00%

Delinquency Balances are Exclusive of REO, Foreclosures and Bankruptcies.



**First Franklin Mortgage Loan Trust
Mortgage Loan Asset-Backed Certificates
Series 2007-4**

Distribution Date: 26-Dec-07

Asset-Backed Facts ~ 15 Month Historical Loan Status Summary Part I (as of Cut-Off)

Distribution Date	Current		Delinq 1 Month		Delinq 2 Months		Delinq 3+ Months		Bankruptcy		Foreclosure		REO		
	Count	Balance	Count	Balance	Count	Balance	Count	Balance	Count	Balance	Count	Balance	Count	Balance	
Group 2 - Total															
26-Dec-07	3,863	787,071,867	176	45,536,315	118	33,590,517	3	1,032,737	3	352,696	113	44,364,469	0	0	
26-Nov-07	4,005	824,447,212	174	44,171,845	73	25,360,275	6	1,900,081	1	123,858	43	20,221,351	0	0	
25-Oct-07	4,149	863,845,989	128	35,182,383	46	18,820,079	3	706,055	1	123,874	7	4,063,286	0	0	
25-Sep-07	4,287	901,713,181	75	27,304,973	6	3,085,238	0	0	1	123,889	1	233,509	0	0	
27-Aug-07	4,383	935,687,021	18	6,170,131	0	0	0	0	0	0	0	0	0	0	
25-Jul-07	4,419	947,979,497	1	88,833	0	0	0	0	0	0	0	0	0	0	

Group 2 - Total															
26-Dec-07	90.34%	86.31%	4.12%	4.99%	2.76%	3.68%	0.07%	0.11%	0.07%	0.04%	2.64%	4.86%	0.00%	0.00%	
26-Nov-07	93.10%	89.98%	4.04%	4.82%	1.70%	2.77%	0.14%	0.21%	0.02%	0.01%	1.00%	2.21%	0.00%	0.00%	
25-Oct-07	95.73%	93.62%	2.95%	3.81%	1.06%	2.04%	0.07%	0.08%	0.02%	0.01%	0.16%	0.44%	0.00%	0.00%	
25-Sep-07	98.10%	96.70%	1.72%	2.93%	0.14%	0.33%	0.00%	0.00%	0.02%	0.01%	0.02%	0.03%	0.00%	0.00%	
27-Aug-07	99.59%	99.34%	0.41%	0.66%	0.00%	0.00%	0.00%	0.00%	0.00%	0.00%	0.00%	0.00%	0.00%	0.00%	
25-Jul-07	99.98%	99.99%	0.02%	0.01%	0.00%	0.00%	0.00%	0.00%	0.00%	0.00%	0.00%	0.00%	0.00%	0.00%	

Delinquency Balances are Exclusive of REO, Foreclosures and Bankruptcies.



**First Franklin Mortgage Loan Trust
Mortgage Loan Asset-Backed Certificates
Series 2007-4**

**Distribution Date: 26-Dec-07
Asset-Backed Facts ~ 15 Month Historical Loan Status Summary Part I (as of Cut-Off)**

Distribution Date	Current		Delinq 1 Month		Delinq 2 Months		Delinq 3+ Months		Bankruptcy		Foreclosure		REO		
	Count	Balance	Count	Balance	Count	Balance	Count	Balance	Count	Balance	Count	Balance	Count	Balance	
Group 2 Fixed															
26-Dec-07	1,105	143,712,046	33	4,325,498	21	3,563,950	0	0	0	0	14	2,465,960	0	0	
26-Nov-07	1,129	147,389,644	34	4,274,515	10	1,593,175	1	588,286	0	0	5	992,999	0	0	
25-Oct-07	1,150	150,712,540	29	3,631,322	5	993,109	1	343,000	0	0	0	0	0	0	
25-Sep-07	1,182	154,378,284	9	1,794,976	1	343,000	0	0	0	0	0	0	0	0	
27-Aug-07	1,196	156,844,334	3	499,797	0	0	0	0	0	0	0	0	0	0	
25-Jul-07	1,201	158,318,852	1	88,833	0	0	0	0	0	0	0	0	0	0	

Group 2 Fixed															
Distribution Date	Current %	Delinq 1 %	Delinq 2 %	Delinq 3+ %	Bankruptcy %	Foreclosure %	REO %	Current %	Delinq 1 %	Delinq 2 %	Delinq 3+ %	Bankruptcy %	Foreclosure %	REO %	
26-Dec-07	94.20%	2.81%	1.79%	0.00%	0.00%	1.19%	0.00%	93.28%	2.81%	2.31%	0.00%	0.00%	1.60%	0.00%	
26-Nov-07	95.76%	2.88%	0.85%	0.08%	0.00%	0.42%	0.00%	95.19%	2.76%	1.03%	0.38%	0.00%	0.64%	0.00%	
25-Oct-07	97.05%	2.45%	0.42%	0.08%	0.00%	0.00%	0.00%	96.81%	2.33%	0.64%	0.22%	0.00%	0.00%	0.00%	
25-Sep-07	99.16%	0.76%	0.08%	0.00%	0.00%	0.00%	0.00%	98.63%	1.15%	0.22%	0.00%	0.00%	0.00%	0.00%	
27-Aug-07	99.75%	0.25%	0.00%	0.00%	0.00%	0.00%	0.00%	99.68%	0.32%	0.00%	0.00%	0.00%	0.00%	0.00%	
25-Jul-07	99.92%	0.08%	0.00%	0.00%	0.00%	0.00%	0.00%	99.94%	0.06%	0.00%	0.00%	0.00%	0.00%	0.00%	

Delinquency Balances are Exclusive of REO, Foreclosures and Bankruptcies.



**First Franklin Mortgage Loan Trust
Mortgage Loan Asset-Backed Certificates
Series 2007-4**

**Distribution Date: 26-Dec-07
Asset-Backed Facts ~ 15 Month Historical Loan Status Summary Part I (as of Cut-Off)**

Distribution Date	Current		Delinq 1 Month		Delinq 2 Months		Delinq 3+ Months		Bankruptcy		Foreclosure		REO	
	Count	Balance	Count	Balance	Count	Balance	Count	Balance	Count	Balance	Count	Balance	Count	Balance
Group 2 ARM														
26-Dec-07	2,758	643,359,821	143	41,210,816	97	30,026,566	3	1,032,737	3	352,696	99	41,898,509	0	0
26-Nov-07	2,876	677,057,568	140	39,897,330	63	23,767,100	5	1,311,796	1	123,858	38	19,228,352	0	0
25-Oct-07	2,999	713,133,449	99	31,551,061	41	17,826,970	2	363,055	1	123,874	7	4,063,286	0	0
25-Sep-07	3,105	747,334,897	66	25,509,997	5	2,742,238	0	0	1	123,889	1	233,509	0	0
27-Aug-07	3,187	778,842,687	15	5,670,333	0	0	0	0	0	0	0	0	0	0
25-Jul-07	3,218	789,660,646	0	0	0	0	0	0	0	0	0	0	0	0

Group 2 ARM														
26-Dec-07	88.88%	84.89%	4.61%	5.44%	3.13%	3.96%	0.10%	0.14%	0.10%	0.05%	3.19%	5.53%	0.00%	0.00%
26-Nov-07	92.09%	88.92%	4.48%	5.24%	2.02%	3.12%	0.16%	0.17%	0.03%	0.02%	1.22%	2.53%	0.00%	0.00%
25-Oct-07	95.24%	92.97%	3.14%	4.11%	1.30%	2.32%	0.06%	0.05%	0.03%	0.02%	0.22%	0.53%	0.00%	0.00%
25-Sep-07	97.70%	96.31%	2.08%	3.29%	0.16%	0.35%	0.00%	0.00%	0.03%	0.02%	0.03%	0.03%	0.00%	0.00%
27-Aug-07	99.53%	99.28%	0.47%	0.72%	0.00%	0.00%	0.00%	0.00%	0.00%	0.00%	0.00%	0.00%	0.00%	0.00%
25-Jul-07	100.00%	100.00%	0.00%	0.00%	0.00%	0.00%	0.00%	0.00%	0.00%	0.00%	0.00%	0.00%	0.00%	0.00%

Delinquency Balances are Exclusive of REO, Foreclosures and Bankruptcies.



**First Franklin Mortgage Loan Trust
Mortgage Loan Asset-Backed Certificates
Series 2007-4**

**Distribution Date: 26-Dec-07
Asset-Backed Facts ~ 15 Month Historical Loan Status Summary Part II (as of Cut-Off)**

Distribution Date	----- In Foreclosure and Delinquent -----								----- In REO and Delinquent -----								----- In Bankruptcy and Delinquent -----							
	Current #	Current Balance	31-60 Days #	31-60 Days Balance	61-90 Days #	61-90 Days Balance	90 + Days #	90 + Days Balance	Current #	Current Balance	31-60 Days #	31-60 Days Balance	61-90 Days #	61-90 Days Balance	90 + Days #	90 + Days Balance	Current #	Current Balance	31-60 Days #	31-60 Days Balance	61-90 Days #	61-90 Days Balance	90 + Days #	90 + Days Balance
Total (All Loans)																								
26-Dec-07	0	0	1	197,332	1	347,727	183	61,942,826	0	0	0	0	0	0	0	0	5	977,997	0	0	2	323,232	6	934,916
26-Nov-07	0	0	0	0	1	483,822	73	27,654,609	0	0	0	0	0	0	0	0	3	749,260	2	323,317	0	0	1	123,858
25-Oct-07	0	0	0	0	5	1,975,066	9	3,992,594	0	0	0	0	0	0	0	0	3	501,336	1	138,204	1	123,874	0	0
25-Sep-07	0	0	0	0	1	233,509	0	0	0	0	0	0	0	0	0	0	1	189,899	2	262,163	0	0	0	0
27-Aug-07	0	0	0	0	0	0	0	0	0	0	0	0	0	0	0	0	1	189,931	0	0	0	0	0	0
25-Jul-07	0	0	0	0	0	0	0	0	0	0	0	0	0	0	0	0	0	0	0	0	0	0	0	0

Total (All Loans)																								
26-Dec-07	0.00%	0.00%	0.01%	0.01%	0.01%	0.02%	2.51%	4.04%	0.00%	0.00%	0.00%	0.00%	0.00%	0.00%	0.00%	0.07%	0.06%	0.00%	0.00%	0.03%	0.02%	0.08%	0.06%	
26-Nov-07	0.00%	0.00%	0.00%	0.00%	0.01%	0.03%	0.99%	1.79%	0.00%	0.00%	0.00%	0.00%	0.00%	0.00%	0.00%	0.04%	0.05%	0.03%	0.02%	0.00%	0.00%	0.01%	0.01%	
25-Oct-07	0.00%	0.00%	0.00%	0.00%	0.07%	0.13%	0.12%	0.26%	0.00%	0.00%	0.00%	0.00%	0.00%	0.00%	0.00%	0.04%	0.03%	0.01%	0.01%	0.01%	0.01%	0.00%	0.00%	
25-Sep-07	0.00%	0.00%	0.00%	0.00%	0.01%	0.01%	0.00%	0.00%	0.00%	0.00%	0.00%	0.00%	0.00%	0.00%	0.00%	0.01%	0.01%	0.03%	0.02%	0.00%	0.00%	0.00%	0.00%	
27-Aug-07	0.00%	0.00%	0.00%	0.00%	0.00%	0.00%	0.00%	0.00%	0.00%	0.00%	0.00%	0.00%	0.00%	0.00%	0.00%	0.01%	0.01%	0.00%	0.00%	0.00%	0.00%	0.00%	0.00%	
25-Jul-07	0.00%	0.00%	0.00%	0.00%	0.00%	0.00%	0.00%	0.00%	0.00%	0.00%	0.00%	0.00%	0.00%	0.00%	0.00%	0.00%	0.00%	0.00%	0.00%	0.00%	0.00%	0.00%	0.00%	



**First Franklin Mortgage Loan Trust
Mortgage Loan Asset-Backed Certificates
Series 2007-4**

**Distribution Date: 26-Dec-07
Asset-Backed Facts ~ 15 Month Historical Loan Status Summary Part II (as of Cut-Off)**

Distribution Date	----- In Foreclosure and Delinquent -----								----- In REO and Delinquent -----								----- In Bankruptcy and Delinquent -----							
	Current #	Current Balance	31-60 Days #	31-60 Days Balance	61-90 Days #	61-90 Days Balance	90 + Days #	90 + Days Balance	Current #	Current Balance	31-60 Days #	31-60 Days Balance	61-90 Days #	61-90 Days Balance	90 + Days #	90 + Days Balance	Current #	Current Balance	31-60 Days #	31-60 Days Balance	61-90 Days #	61-90 Days Balance	90 + Days #	90 + Days Balance
Group 1 - Total																								
26-Dec-07	0	0	0	0	0	0	72	18,123,416	0	0	0	0	0	0	0	0	3	749,144	0	0	2	323,232	5	811,074
26-Nov-07	0	0	0	0	0	0	31	7,917,080	0	0	0	0	0	0	0	0	3	749,260	2	323,317	0	0	0	0
25-Oct-07	0	0	0	0	3	655,551	4	1,248,824	0	0	0	0	0	0	0	0	3	501,336	1	138,204	0	0	0	0
25-Sep-07	0	0	0	0	0	0	0	0	0	0	0	0	0	0	0	0	1	189,899	1	138,274	0	0	0	0
27-Aug-07	0	0	0	0	0	0	0	0	0	0	0	0	0	0	0	0	1	189,931	0	0	0	0	0	0
25-Jul-07	0	0	0	0	0	0	0	0	0	0	0	0	0	0	0	0	0	0	0	0	0	0	0	0

Group 1 - Total																							
26-Dec-07	0.00%	0.00%	0.00%	0.00%	0.00%	0.00%	2.39%	2.92%	0.00%	0.00%	0.00%	0.00%	0.00%	0.00%	0.00%	0.10%	0.12%	0.00%	0.00%	0.07%	0.05%	0.17%	0.13%
26-Nov-07	0.00%	0.00%	0.00%	0.00%	0.00%	0.00%	1.02%	1.26%	0.00%	0.00%	0.00%	0.00%	0.00%	0.00%	0.00%	0.10%	0.12%	0.07%	0.05%	0.00%	0.00%	0.00%	0.00%
25-Oct-07	0.00%	0.00%	0.00%	0.00%	0.10%	0.10%	0.13%	0.20%	0.00%	0.00%	0.00%	0.00%	0.00%	0.00%	0.00%	0.10%	0.08%	0.03%	0.02%	0.00%	0.00%	0.00%	0.00%
25-Sep-07	0.00%	0.00%	0.00%	0.00%	0.00%	0.00%	0.00%	0.00%	0.00%	0.00%	0.00%	0.00%	0.00%	0.00%	0.00%	0.03%	0.03%	0.03%	0.02%	0.00%	0.00%	0.00%	0.00%
27-Aug-07	0.00%	0.00%	0.00%	0.00%	0.00%	0.00%	0.00%	0.00%	0.00%	0.00%	0.00%	0.00%	0.00%	0.00%	0.00%	0.03%	0.03%	0.00%	0.00%	0.00%	0.00%	0.00%	0.00%
25-Jul-07	0.00%	0.00%	0.00%	0.00%	0.00%	0.00%	0.00%	0.00%	0.00%	0.00%	0.00%	0.00%	0.00%	0.00%	0.00%	0.00%	0.00%	0.00%	0.00%	0.00%	0.00%	0.00%	0.00%



**First Franklin Mortgage Loan Trust
Mortgage Loan Asset-Backed Certificates
Series 2007-4**

**Distribution Date: 26-Dec-07
Asset-Backed Facts ~ 15 Month Historical Loan Status Summary Part II (as of Cut-Off)**

Distribution Date	----- In Foreclosure and Delinquent -----								----- In REO and Delinquent -----								----- In Bankruptcy and Delinquent -----									
	Current #	Current Balance	31-60 Days #	31-60 Days Balance	61-90 Days #	61-90 Days Balance	90 + Days #	90 + Days Balance	Current #	Current Balance	31-60 Days #	31-60 Days Balance	61-90 Days #	61-90 Days Balance	90 + Days #	90 + Days Balance	Current #	Current Balance	31-60 Days #	31-60 Days Balance	61-90 Days #	61-90 Days Balance	90 + Days #	90 + Days Balance		
	Group 1 Fixed																									
26-Dec-07	0	0	0	0	0	0	8	1,497,292	0	0	0	0	0	0	0	0	2	375,329	0	0	0	0	0	0	3	294,834
26-Nov-07	0	0	0	0	0	0	6	1,082,532	0	0	0	0	0	0	0	0	2	375,418	0	0	0	0	0	0	0	0
25-Oct-07	0	0	0	0	2	451,702	0	0	0	0	0	0	0	0	0	0	2	375,504	0	0	0	0	0	0	0	0
25-Sep-07	0	0	0	0	0	0	0	0	0	0	0	0	0	0	0	0	1	189,899	0	0	0	0	0	0	0	0
27-Aug-07	0	0	0	0	0	0	0	0	0	0	0	0	0	0	0	0	1	189,931	0	0	0	0	0	0	0	0
25-Jul-07	0	0	0	0	0	0	0	0	0	0	0	0	0	0	0	0	0	0	0	0	0	0	0	0	0	0

Group 1 Fixed																							
26-Dec-07	0.00%	0.00%	0.00%	0.00%	0.00%	0.00%	1.29%	1.38%	0.00%	0.00%	0.00%	0.00%	0.00%	0.00%	0.00%	0.32%	0.35%	0.00%	0.00%	0.00%	0.00%	0.48%	0.27%
26-Nov-07	0.00%	0.00%	0.00%	0.00%	0.00%	0.00%	0.96%	1.00%	0.00%	0.00%	0.00%	0.00%	0.00%	0.00%	0.00%	0.32%	0.35%	0.00%	0.00%	0.00%	0.00%	0.00%	0.00%
25-Oct-07	0.00%	0.00%	0.00%	0.00%	0.32%	0.41%	0.00%	0.00%	0.00%	0.00%	0.00%	0.00%	0.00%	0.00%	0.00%	0.32%	0.34%	0.00%	0.00%	0.00%	0.00%	0.00%	0.00%
25-Sep-07	0.00%	0.00%	0.00%	0.00%	0.00%	0.00%	0.00%	0.00%	0.00%	0.00%	0.00%	0.00%	0.00%	0.00%	0.00%	0.16%	0.17%	0.00%	0.00%	0.00%	0.00%	0.00%	0.00%
27-Aug-07	0.00%	0.00%	0.00%	0.00%	0.00%	0.00%	0.00%	0.00%	0.00%	0.00%	0.00%	0.00%	0.00%	0.00%	0.00%	0.16%	0.17%	0.00%	0.00%	0.00%	0.00%	0.00%	0.00%
25-Jul-07	0.00%	0.00%	0.00%	0.00%	0.00%	0.00%	0.00%	0.00%	0.00%	0.00%	0.00%	0.00%	0.00%	0.00%	0.00%	0.00%	0.00%	0.00%	0.00%	0.00%	0.00%	0.00%	0.00%



**First Franklin Mortgage Loan Trust
Mortgage Loan Asset-Backed Certificates
Series 2007-4**

**Distribution Date: 26-Dec-07
Asset-Backed Facts ~ 15 Month Historical Loan Status Summary Part II (as of Cut-Off)**

Distribution Date	----- In Foreclosure and Delinquent -----								----- In REO and Delinquent -----								----- In Bankruptcy and Delinquent -----							
	Current #	Current Balance	31-60 Days #	31-60 Days Balance	61-90 Days #	61-90 Days Balance	90 + Days #	90 + Days Balance	Current #	Current Balance	31-60 Days #	31-60 Days Balance	61-90 Days #	61-90 Days Balance	90 + Days #	90 + Days Balance	Current #	Current Balance	31-60 Days #	31-60 Days Balance	61-90 Days #	61-90 Days Balance	90 + Days #	90 + Days Balance
Group 1 ARM																								
26-Dec-07	0	0	0	0	0	0	64	16,626,124	0	0	0	0	0	0	0	0	1	373,815	0	0	2	323,232	2	516,240
26-Nov-07	0	0	0	0	0	0	25	6,834,548	0	0	0	0	0	0	0	0	1	373,842	2	323,317	0	0	0	0
25-Oct-07	0	0	0	0	1	203,849	4	1,248,824	0	0	0	0	0	0	0	0	1	125,832	1	138,204	0	0	0	0
25-Sep-07	0	0	0	0	0	0	0	0	0	0	0	0	0	0	0	0	0	0	1	138,274	0	0	0	0
27-Aug-07	0	0	0	0	0	0	0	0	0	0	0	0	0	0	0	0	0	0	0	0	0	0	0	0
25-Jul-07	0	0	0	0	0	0	0	0	0	0	0	0	0	0	0	0	0	0	0	0	0	0	0	0

Group 1 ARM																								
26-Dec-07	0.00%	0.00%	0.00%	0.00%	0.00%	0.00%	2.68%	3.24%	0.00%	0.00%	0.00%	0.00%	0.00%	0.00%	0.00%	0.04%	0.07%	0.00%	0.00%	0.08%	0.06%	0.08%	0.10%	
26-Nov-07	0.00%	0.00%	0.00%	0.00%	0.00%	0.00%	1.03%	1.32%	0.00%	0.00%	0.00%	0.00%	0.00%	0.00%	0.00%	0.04%	0.07%	0.08%	0.06%	0.00%	0.00%	0.00%	0.00%	
25-Oct-07	0.00%	0.00%	0.00%	0.00%	0.04%	0.04%	0.16%	0.24%	0.00%	0.00%	0.00%	0.00%	0.00%	0.00%	0.00%	0.04%	0.02%	0.04%	0.03%	0.00%	0.00%	0.00%	0.00%	
25-Sep-07	0.00%	0.00%	0.00%	0.00%	0.00%	0.00%	0.00%	0.00%	0.00%	0.00%	0.00%	0.00%	0.00%	0.00%	0.00%	0.00%	0.00%	0.04%	0.03%	0.00%	0.00%	0.00%	0.00%	
27-Aug-07	0.00%	0.00%	0.00%	0.00%	0.00%	0.00%	0.00%	0.00%	0.00%	0.00%	0.00%	0.00%	0.00%	0.00%	0.00%	0.00%	0.00%	0.00%	0.00%	0.00%	0.00%	0.00%	0.00%	
25-Jul-07	0.00%	0.00%	0.00%	0.00%	0.00%	0.00%	0.00%	0.00%	0.00%	0.00%	0.00%	0.00%	0.00%	0.00%	0.00%	0.00%	0.00%	0.00%	0.00%	0.00%	0.00%	0.00%	0.00%	



**First Franklin Mortgage Loan Trust
Mortgage Loan Asset-Backed Certificates
Series 2007-4**

**Distribution Date: 26-Dec-07
Asset-Backed Facts ~ 15 Month Historical Loan Status Summary Part II (as of Cut-Off)**

Distribution Date	----- In Foreclosure and Delinquent -----								----- In REO and Delinquent -----								----- In Bankruptcy and Delinquent -----							
	Current #	Current Balance	31-60 Days #	31-60 Days Balance	61-90 Days #	61-90 Days Balance	90 + Days #	90 + Days Balance	Current #	Current Balance	31-60 Days #	31-60 Days Balance	61-90 Days #	61-90 Days Balance	90 + Days #	90 + Days Balance	Current #	Current Balance	31-60 Days #	31-60 Days Balance	61-90 Days #	61-90 Days Balance	90 + Days #	90 + Days Balance
Group 2 - Total																								
26-Dec-07	0	0	1	197,332	1	347,727	111	43,819,410	0	0	0	0	0	0	0	0	2	228,853	0	0	0	0	1	123,842
26-Nov-07	0	0	0	0	1	483,822	42	19,737,529	0	0	0	0	0	0	0	0	0	0	0	0	0	0	1	123,858
25-Oct-07	0	0	0	0	2	1,319,516	5	2,743,770	0	0	0	0	0	0	0	0	0	0	0	0	1	123,874	0	0
25-Sep-07	0	0	0	0	1	233,509	0	0	0	0	0	0	0	0	0	0	0	0	1	123,889	0	0	0	0
27-Aug-07	0	0	0	0	0	0	0	0	0	0	0	0	0	0	0	0	0	0	0	0	0	0	0	0
25-Jul-07	0	0	0	0	0	0	0	0	0	0	0	0	0	0	0	0	0	0	0	0	0	0	0	0

Group 2 - Total																								
26-Dec-07	0.00%	0.00%	0.02%	0.02%	0.02%	0.04%	2.60%	4.81%	0.00%	0.00%	0.00%	0.00%	0.00%	0.00%	0.00%	0.00%	0.05%	0.03%	0.00%	0.00%	0.00%	0.00%	0.02%	0.01%
26-Nov-07	0.00%	0.00%	0.00%	0.00%	0.02%	0.05%	0.98%	2.15%	0.00%	0.00%	0.00%	0.00%	0.00%	0.00%	0.00%	0.00%	0.00%	0.00%	0.00%	0.00%	0.00%	0.00%	0.02%	0.01%
25-Oct-07	0.00%	0.00%	0.00%	0.00%	0.05%	0.14%	0.12%	0.30%	0.00%	0.00%	0.00%	0.00%	0.00%	0.00%	0.00%	0.00%	0.00%	0.00%	0.00%	0.00%	0.02%	0.01%	0.00%	0.00%
25-Sep-07	0.00%	0.00%	0.00%	0.00%	0.02%	0.03%	0.00%	0.00%	0.00%	0.00%	0.00%	0.00%	0.00%	0.00%	0.00%	0.00%	0.00%	0.00%	0.02%	0.01%	0.00%	0.00%	0.00%	0.00%
27-Aug-07	0.00%	0.00%	0.00%	0.00%	0.00%	0.00%	0.00%	0.00%	0.00%	0.00%	0.00%	0.00%	0.00%	0.00%	0.00%	0.00%	0.00%	0.00%	0.00%	0.00%	0.00%	0.00%	0.00%	0.00%
25-Jul-07	0.00%	0.00%	0.00%	0.00%	0.00%	0.00%	0.00%	0.00%	0.00%	0.00%	0.00%	0.00%	0.00%	0.00%	0.00%	0.00%	0.00%	0.00%	0.00%	0.00%	0.00%	0.00%	0.00%	0.00%



**First Franklin Mortgage Loan Trust
Mortgage Loan Asset-Backed Certificates
Series 2007-4**

**Distribution Date: 26-Dec-07
Asset-Backed Facts ~ 15 Month Historical Loan Status Summary Part II (as of Cut-Off)**

Distribution Date	----- In Foreclosure and Delinquent -----								----- In REO and Delinquent -----								----- In Bankruptcy and Delinquent -----							
	Current #	Current Balance	31-60 Days #	31-60 Days Balance	61-90 Days #	61-90 Days Balance	90 + Days #	90 + Days Balance	Current #	Current Balance	31-60 Days #	31-60 Days Balance	61-90 Days #	61-90 Days Balance	90 + Days #	90 + Days Balance	Current #	Current Balance	31-60 Days #	31-60 Days Balance	61-90 Days #	61-90 Days Balance	90 + Days #	90 + Days Balance
Group 2 Fixed																								
26-Dec-07	0	0	0	0	0	0	14	2,465,960	0	0	0	0	0	0	0	0	0	0	0	0	0	0	0	0
26-Nov-07	0	0	0	0	0	0	5	992,999	0	0	0	0	0	0	0	0	0	0	0	0	0	0	0	0
25-Oct-07	0	0	0	0	0	0	0	0	0	0	0	0	0	0	0	0	0	0	0	0	0	0	0	0
25-Sep-07	0	0	0	0	0	0	0	0	0	0	0	0	0	0	0	0	0	0	0	0	0	0	0	0
27-Aug-07	0	0	0	0	0	0	0	0	0	0	0	0	0	0	0	0	0	0	0	0	0	0	0	0
25-Jul-07	0	0	0	0	0	0	0	0	0	0	0	0	0	0	0	0	0	0	0	0	0	0	0	0

Group 2 Fixed																								
26-Dec-07	0.00%	0.00%	0.00%	0.00%	0.00%	0.00%	1.19%	1.60%	0.00%	0.00%	0.00%	0.00%	0.00%	0.00%	0.00%	0.00%	0.00%	0.00%	0.00%	0.00%	0.00%	0.00%	0.00%	0.00%
26-Nov-07	0.00%	0.00%	0.00%	0.00%	0.00%	0.00%	0.42%	0.64%	0.00%	0.00%	0.00%	0.00%	0.00%	0.00%	0.00%	0.00%	0.00%	0.00%	0.00%	0.00%	0.00%	0.00%	0.00%	0.00%
25-Oct-07	0.00%	0.00%	0.00%	0.00%	0.00%	0.00%	0.00%	0.00%	0.00%	0.00%	0.00%	0.00%	0.00%	0.00%	0.00%	0.00%	0.00%	0.00%	0.00%	0.00%	0.00%	0.00%	0.00%	0.00%
25-Sep-07	0.00%	0.00%	0.00%	0.00%	0.00%	0.00%	0.00%	0.00%	0.00%	0.00%	0.00%	0.00%	0.00%	0.00%	0.00%	0.00%	0.00%	0.00%	0.00%	0.00%	0.00%	0.00%	0.00%	0.00%
27-Aug-07	0.00%	0.00%	0.00%	0.00%	0.00%	0.00%	0.00%	0.00%	0.00%	0.00%	0.00%	0.00%	0.00%	0.00%	0.00%	0.00%	0.00%	0.00%	0.00%	0.00%	0.00%	0.00%	0.00%	0.00%
25-Jul-07	0.00%	0.00%	0.00%	0.00%	0.00%	0.00%	0.00%	0.00%	0.00%	0.00%	0.00%	0.00%	0.00%	0.00%	0.00%	0.00%	0.00%	0.00%	0.00%	0.00%	0.00%	0.00%	0.00%	0.00%



**First Franklin Mortgage Loan Trust
Mortgage Loan Asset-Backed Certificates
Series 2007-4**

**Distribution Date: 26-Dec-07
Asset-Backed Facts ~ 15 Month Historical Loan Status Summary Part II (as of Cut-Off)**

Distribution Date	----- In Foreclosure and Delinquent -----								----- In REO and Delinquent -----								----- In Bankruptcy and Delinquent -----							
	Current #	Current Balance	31-60 Days #	31-60 Days Balance	61-90 Days #	61-90 Days Balance	90 + Days #	90 + Days Balance	Current #	Current Balance	31-60 Days #	31-60 Days Balance	61-90 Days #	61-90 Days Balance	90 + Days #	90 + Days Balance	Current #	Current Balance	31-60 Days #	31-60 Days Balance	61-90 Days #	61-90 Days Balance	90 + Days #	90 + Days Balance
Group 2 ARM																								
26-Dec-07	0	0	1	197,332	1	347,727	97	41,353,450	0	0	0	0	0	0	0	0	2	228,853	0	0	0	0	1	123,842
26-Nov-07	0	0	0	0	1	483,822	37	18,744,530	0	0	0	0	0	0	0	0	0	0	0	0	0	0	1	123,858
25-Oct-07	0	0	0	0	2	1,319,516	5	2,743,770	0	0	0	0	0	0	0	0	0	0	0	0	1	123,874	0	0
25-Sep-07	0	0	0	0	1	233,509	0	0	0	0	0	0	0	0	0	0	0	0	1	123,889	0	0	0	0
27-Aug-07	0	0	0	0	0	0	0	0	0	0	0	0	0	0	0	0	0	0	0	0	0	0	0	0
25-Jul-07	0	0	0	0	0	0	0	0	0	0	0	0	0	0	0	0	0	0	0	0	0	0	0	0

Group 2 ARM																							
26-Dec-07	0.00%	0.00%	0.03%	0.03%	0.03%	0.05%	3.13%	5.46%	0.00%	0.00%	0.00%	0.00%	0.00%	0.00%	0.00%	0.06%	0.03%	0.00%	0.00%	0.00%	0.00%	0.03%	0.02%
26-Nov-07	0.00%	0.00%	0.00%	0.00%	0.03%	0.06%	1.18%	2.46%	0.00%	0.00%	0.00%	0.00%	0.00%	0.00%	0.00%	0.00%	0.00%	0.00%	0.00%	0.00%	0.00%	0.03%	0.02%
25-Oct-07	0.00%	0.00%	0.00%	0.00%	0.06%	0.17%	0.16%	0.36%	0.00%	0.00%	0.00%	0.00%	0.00%	0.00%	0.00%	0.00%	0.00%	0.00%	0.00%	0.03%	0.02%	0.00%	0.00%
25-Sep-07	0.00%	0.00%	0.00%	0.00%	0.03%	0.03%	0.00%	0.00%	0.00%	0.00%	0.00%	0.00%	0.00%	0.00%	0.00%	0.00%	0.00%	0.03%	0.02%	0.00%	0.00%	0.00%	0.00%
27-Aug-07	0.00%	0.00%	0.00%	0.00%	0.00%	0.00%	0.00%	0.00%	0.00%	0.00%	0.00%	0.00%	0.00%	0.00%	0.00%	0.00%	0.00%	0.00%	0.00%	0.00%	0.00%	0.00%	0.00%
25-Jul-07	0.00%	0.00%	0.00%	0.00%	0.00%	0.00%	0.00%	0.00%	0.00%	0.00%	0.00%	0.00%	0.00%	0.00%	0.00%	0.00%	0.00%	0.00%	0.00%	0.00%	0.00%	0.00%	0.00%



First Franklin Mortgage Loan Trust
Mortgage Loan Asset-Backed Certificates
Series 2007-4

Distribution Date: 26-Dec-07
Asset-Backed Facts ~ 15 Month Historical Payoff/Loss Summary

Distribution Date	Ending Pool		Payoffs		Insurance	Substitution	Liquidation	Realized Losses		Remaining Term	Curr Weighted Avg.	
	#	Balance	#	Balance	Proceeds	Proceeds	Proceeds	#	Amount	Life	Coupon	Remit
Total (All Loans)												
26-Dec-07	7,285	1,532,585,666	58	10,810,642	0.00	0.00	0.00	0	0	353	8.74%	8.24%
26-Nov-07	7,343	1,543,932,261	49	10,063,096	0.00	0.00	0.00	0	0	354	8.74%	8.24%
25-Oct-07	7,392	1,554,546,430	60	14,692,322	0.00	0.00	0.00	0	0	355	8.75%	8.25%
25-Sep-07	7,452	1,569,880,412	57	14,615,925	0.00	0.00	0.00	0	0	356	8.75%	8.25%
27-Aug-07	7,509	1,585,038,737	39	9,895,519	0.00	0.00	0.00	0	0	357	8.76%	8.26%
25-Jul-07	7,548	1,595,434,207	19	4,059,268	0.00	0.00	0.00	0	0	358	8.76%	8.26%

Group 1 Fixed												
26-Dec-07	619	108,118,329	3	345,772	0.00	0.00	0.00	0	0	350	8.75%	8.25%
26-Nov-07	622	108,524,570	2	642,109	0.00	0.00	0.00	0	0	351	8.75%	8.25%
25-Oct-07	624	109,223,028	2	253,788	0.00	0.00	0.00	0	0	351	8.75%	8.25%
25-Sep-07	626	109,534,074	5	1,017,050	0.00	0.00	0.00	0	0	352	8.76%	8.26%
27-Aug-07	631	110,609,168	2	229,287	0.00	0.00	0.00	0	0	353	8.76%	8.26%
25-Jul-07	633	110,896,369	0	0	0.00	0.00	0.00	0	0	355	8.76%	8.26%



**First Franklin Mortgage Loan Trust
Mortgage Loan Asset-Backed Certificates
Series 2007-4**

***Distribution Date: 26-Dec-07
Asset-Backed Facts ~ 15 Month Historical Payoff/Loss Summary***

Distribution Date	Ending Pool		Payoffs		Insurance	Substitution	Liquidation	Realized Losses		Remaining Term	Curr Weighted Avg.	
	#	Balance	#	Balance	Proceeds	Proceeds	Proceeds	#	Amount	Life	Coupon	Remit
Group 1 ARM												
26-Dec-07	2,390	512,518,738	29	6,495,487	0.00	0.00	0.00	0	0	353	8.67%	8.17%
26-Nov-07	2,419	519,183,069	15	3,239,409	0.00	0.00	0.00	0	0	354	8.67%	8.17%
25-Oct-07	2,434	522,581,737	22	5,003,414	0.00	0.00	0.00	0	0	355	8.68%	8.18%
25-Sep-07	2,456	527,885,549	21	4,501,286	0.00	0.00	0.00	0	0	356	8.68%	8.18%
27-Aug-07	2,477	532,572,417	18	3,737,268	0.00	0.00	0.00	0	0	357	8.69%	8.19%
25-Jul-07	2,495	536,469,508	6	1,197,693	0.00	0.00	0.00	0	0	358	8.69%	8.19%

Group 2 Fixed												
26-Dec-07	1,173	154,067,454	6	681,007	0.00	0.00	0.00	0	0	349	9.16%	8.66%
26-Nov-07	1,179	154,838,618	6	706,080	0.00	0.00	0.00	0	0	350	9.16%	8.66%
25-Oct-07	1,185	155,679,971	7	749,515	0.00	0.00	0.00	0	0	351	9.16%	8.66%
25-Sep-07	1,192	156,516,260	7	740,784	0.00	0.00	0.00	0	0	352	9.16%	8.66%
27-Aug-07	1,199	157,344,131	3	982,727	0.00	0.00	0.00	0	0	353	9.16%	8.66%
25-Jul-07	1,202	158,407,684	1	50,895	0.00	0.00	0.00	0	0	354	9.16%	8.66%



**First Franklin Mortgage Loan Trust
Mortgage Loan Asset-Backed Certificates
Series 2007-4**

***Distribution Date: 26-Dec-07
Asset-Backed Facts ~ 15 Month Historical Payoff/Loss Summary***

Distribution Date	Ending Pool		Payoffs		Insurance	Substitution	Liquidation	Realized Losses		Remaining Term	Curr Weighted Avg.	
	#	Balance	#	Balance	Proceeds	Proceeds	Proceeds	#	Amount	Life	Coupon	Remit
Group 2 ARM												
26-Dec-07	3,103	757,881,145	20	3,288,376	0.00	0.00	0.00	0	0	353	8.70%	8.20%
26-Nov-07	3,123	761,386,004	26	5,475,498	0.00	0.00	0.00	0	0	354	8.70%	8.20%
25-Oct-07	3,149	767,061,694	29	8,685,604	0.00	0.00	0.00	0	0	355	8.72%	8.22%
25-Sep-07	3,178	775,944,530	24	8,356,806	0.00	0.00	0.00	0	0	356	8.72%	8.22%
27-Aug-07	3,202	784,513,021	16	4,946,239	0.00	0.00	0.00	0	0	357	8.72%	8.22%
25-Jul-07	3,218	789,660,646	12	2,810,679	0.00	0.00	0.00	0	0	358	8.72%	8.22%



First Franklin Mortgage Loan Trust
Mortgage Loan Asset-Backed Certificates
Series 2007-4

Distribution Date: 26-Dec-07
Prepayment Premium Loan Detail for Current Period

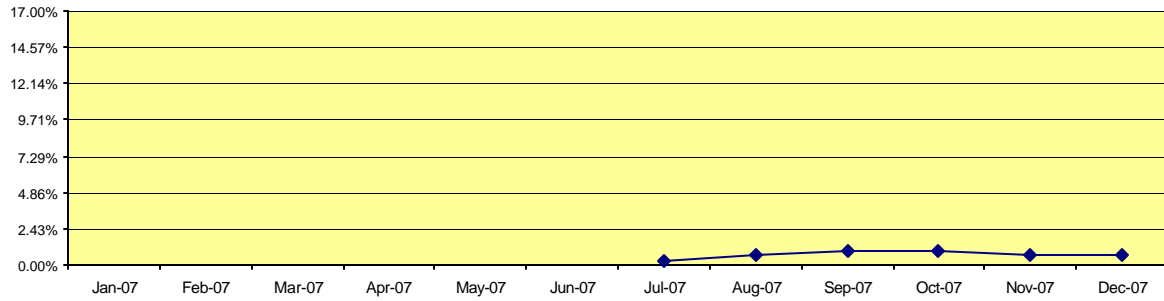
Disclosure Control #	Original Principal Balance	Beginning Principal Balance	Payoff Amount	Current Gross Rate	Prepayment Premium
4001349146	175,750.00	175,563.67	175,563.67	9.70%	5,267.86
4001372422	67,500.00	67,307.98	67,307.98	9.90%	1,346.80
4001411484	177,000.00	176,444.54	176,444.54	9.30%	2,187.65
4001443801	202,500.00	201,877.87	201,877.87	8.50%	2,860.40
4001394331	116,000.00	115,753.92	115,753.92	9.05%	4,191.24
4001412718	141,247.00	140,789.30	140,789.30	9.20%	2,815.79
4001414434	87,000.00	86,693.74	86,693.74	8.95%	2,602.31
4001380904	115,200.00	114,821.49	114,821.49	9.80%	4,501.00
4001393373	270,630.00	270,367.85	270,367.85	10.00%	10,816.50
4001400325	112,500.00	112,171.79	112,171.79	9.65%	1,442.22
4001392566	72,000.00	71,848.05	71,848.05	10.30%	718.48
4001400861	81,000.00	80,748.46	80,748.46	9.35%	3,019.99
4001380781	66,000.00	65,656.92	65,656.92	7.70%	1,971.18
4001421206	158,100.00	157,426.31	157,426.31	7.80%	4,915.26
4001428520	96,000.00	95,854.50	95,854.50	7.85%	3,009.83
4001337028	129,900.00	129,818.58	129,818.58	8.05%	4,180.69
4001411894	67,400.00	67,286.58	67,286.58	11.35%	1,345.73
4001425248	332,500.00	331,820.42	331,820.42	10.45%	9,958.76
4001438644	75,600.00	75,431.75	75,431.75	10.05%	1,507.95
Current Total	2,543,827.00	2,537,683.72	2,537,683.72		68,659.64
Cumulative Total	9,905,987.00	9,893,882.51	9,893,882.51		264,256.01

**First Franklin Mortgage Loan Trust
Mortgage Loan Asset-Backed Certificates
Series 2007-4**

**Distribution Date: 26-Dec-07
Prepayment Summary
Total (All Loans)**

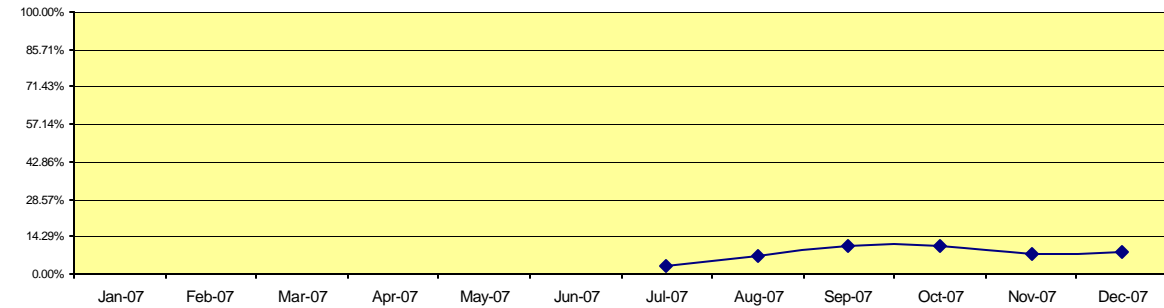
SMM (Single Monthly Mortality)

Total	
Current Period	0.71%
3-Month Average	0.77%
6-Month Average	0.69%
12-Month Average	0.69%
Average Since Cut-Off	0.69%



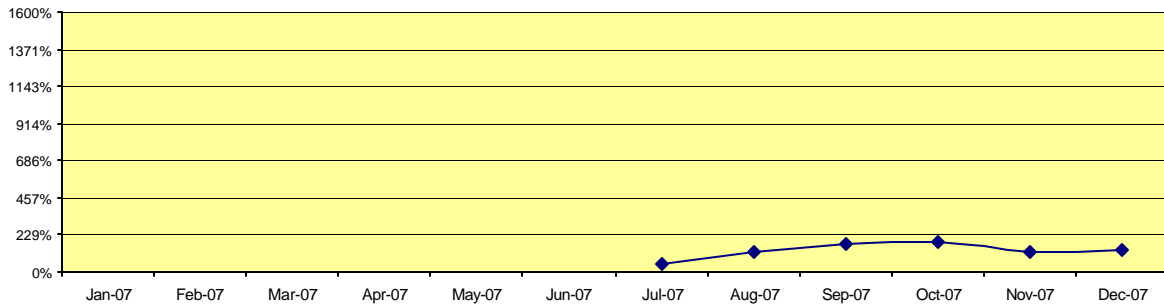
CPR (Conditional Prepayment Rate)

Total	
Current Period	8.15%
3-Month Average	8.84%
6-Month Average	7.90%
12-Month Average	7.90%
Average Since Cut-Off	7.90%



PSA (Public Securities Association)

Total	
Current Period	136%
3-Month Average	147%
6-Month Average	132%
12-Month Average	132%
Average Since Cut-Off	132%



SMM	Single Monthly Mortality	$(\text{Partial and Full Prepayments} + \text{Repurchases} + \text{Curtailments} + \text{Liquidations} + \text{Other Prin Proceeds}) / (\text{Beginning Collateral Bal} - \text{Scheduled Prin})$
CPR	Conditional Prepayment Rate	$1 - (1 - \text{SMM})^{12}$
PSA	Public Securities Association	$100 * \text{CPR} / (0.2 * \text{MIN}(30, \text{WAS}))$
WAS	Weighted Average Seasoning	$(\text{Original Term} - \text{Remaining Term}) * (\text{Current Scheduled Balance} / \text{Deal Scheduled Principal Balance})$



**First Franklin Mortgage Loan Trust
Mortgage Loan Asset-Backed Certificates
Series 2007-4**

Distribution Date: 26-Dec-07
Historical Collateral Level REO Report
Total (All Loans)

Disclosure Control #	REO Date	City	State	Property Type	Actual Balance	Scheduled Balance	Recent Appraisal Value	Appraisal Date	Appraisal Reduction Amount	Date Liquidated	Liquidation Proceeds	Liquidation Expenses	Realized Loss
<i>No Historical REO Reported</i>													
Total					0.00	0.00	0.00		0.00		0.00	0.00	0.00



**First Franklin Mortgage Loan Trust
Mortgage Loan Asset-Backed Certificates
Series 2007-4**

***Distribution Date: 26-Dec-07
Historical Collateral Level REO Report
Group 1***

Disclosure Control #	REO Date	City	State	Property Type	Actual Balance	Scheduled Balance	Recent Appraisal Value	Appraisal Date	Appraisal Reduction Amount	Date Liquidated	Liquidation Proceeds	Liquidation Expenses	Realized Loss
<i>No Historical REO Reported</i>													
Total					0.00	0.00	0.00		0.00		0.00	0.00	0.00



**First Franklin Mortgage Loan Trust
Mortgage Loan Asset-Backed Certificates
Series 2007-4**

***Distribution Date: 26-Dec-07
Historical Collateral Level REO Report
Group 2***

Disclosure Control #	REO Date	City	State	Property Type	Actual Balance	Scheduled Balance	Recent Appraisal Value	Appraisal Date	Appraisal Reduction Amount	Date Liquidated	Liquidation Proceeds	Liquidation Expenses	Realized Loss
<i>No Historical REO Reported</i>													
Total					0.00	0.00	0.00		0.00		0.00	0.00	0.00



**First Franklin Mortgage Loan Trust
Mortgage Loan Asset-Backed Certificates
Series 2007-4**

**Distribution Date: 26-Dec-07
Mortgage Loan Characteristics Part I
Total (All Loans)**

Distribution by Current Ending Principal Balance

Min	Max	Count	% of Total	Balance	% of Total
33,000	to 77,000	719	9.87%	45,141,444	2.95%
77,000	to 95,000	620	8.51%	53,396,595	3.48%
95,000	to 113,000	650	8.92%	67,813,230	4.42%
113,000	to 131,000	587	8.06%	71,673,995	4.68%
131,000	to 149,000	581	7.98%	81,326,877	5.31%
149,000	to 165,000	481	6.60%	75,326,576	4.91%
165,000	to 215,000	1,133	15.55%	212,794,985	13.88%
215,000	to 265,000	750	10.30%	178,538,975	11.65%
265,000	to 315,000	487	6.68%	140,675,145	9.18%
315,000	to 365,000	330	4.53%	112,005,904	7.31%
365,000	to 413,000	217	2.98%	84,255,815	5.50%
413,000	to 1,279,000	730	10.02%	409,636,126	26.73%
		7,285	100.00%	1,532,585,666	100.00%

Distribution by Cut-off Principal Balance

Min	Max	Count	% of Total	Balance	% of Total
33,000	to 78,000	760	10.04%	48,062,077	3.00%
78,000	to 96,000	667	8.81%	58,032,358	3.63%
96,000	to 114,000	661	8.74%	69,734,800	4.36%
114,000	to 132,000	623	8.23%	76,927,475	4.81%
132,000	to 150,000	588	7.77%	83,159,783	5.20%
150,000	to 166,000	479	6.33%	75,561,716	4.72%
166,000	to 216,000	1,182	15.62%	223,532,768	13.97%
216,000	to 266,000	771	10.19%	184,814,950	11.55%
266,000	to 316,000	494	6.53%	143,212,110	8.95%
316,000	to 366,000	350	4.63%	119,200,649	7.45%
366,000	to 416,000	233	3.08%	91,048,056	5.69%
416,000	to 1,279,000	759	10.03%	426,713,283	26.67%
		7,567	100.00%	1,600,000,024	100.00%

Distribution by Current Mortgage Rate

Min	Max	Count	% of Total	Balance	% of Total
5.25%	to 7.50%	739	10.14%	200,352,512	13.07%
7.50%	to 7.77%	364	5.00%	88,718,088	5.79%
7.77%	to 8.03%	578	7.93%	146,887,430	9.58%
8.03%	to 8.30%	445	6.11%	102,792,433	6.71%
8.30%	to 8.56%	696	9.55%	165,400,527	10.79%
8.56%	to 8.90%	935	12.83%	195,773,509	12.77%
8.90%	to 9.19%	575	7.89%	120,160,209	7.84%
9.19%	to 9.47%	666	9.14%	127,747,718	8.34%
9.47%	to 9.75%	719	9.87%	132,953,028	8.68%
9.75%	to 10.03%	517	7.10%	92,018,763	6.00%
10.03%	to 10.38%	322	4.42%	53,808,296	3.51%
10.38%	to 13.41%	729	10.01%	105,973,152	6.91%
		7,285	100.00%	1,532,585,666	100.00%

Distribution by Original Mortgage Rate

Min	Max	Count	% of Total	Balance	% of Total
5.25%	to 7.55%	755	9.98%	204,372,371	12.77%
7.55%	to 7.81%	464	6.13%	116,967,731	7.31%
7.81%	to 8.08%	583	7.70%	143,672,474	8.98%
8.08%	to 8.34%	481	6.36%	112,420,403	7.03%
8.34%	to 8.61%	729	9.63%	171,076,527	10.69%
8.61%	to 8.90%	859	11.35%	180,589,206	11.29%
8.90%	to 9.19%	596	7.88%	123,920,430	7.75%
9.19%	to 9.48%	688	9.09%	133,174,039	8.32%
9.48%	to 9.78%	753	9.95%	140,195,625	8.76%
9.78%	to 10.08%	581	7.68%	103,570,109	6.47%
10.08%	to 10.39%	295	3.90%	50,912,031	3.18%
10.39%	to 13.41%	783	10.35%	119,129,079	7.45%
		7,567	100.00%	1,600,000,024	100.00%



**First Franklin Mortgage Loan Trust
Mortgage Loan Asset-Backed Certificates
Series 2007-4**

***Distribution Date: 26-Dec-07
Mortgage Loan Characteristics Part II
Total (All Loans)***

Distribution by Product Characteristics (Current)

Product Type	# of Loans	Ending Balance	% of Balance	WAMM	WAC
Adjustable	5,493	1,270,399,883	82.89%	353.46	8.68%
Fixed 1st Lien	1,792	262,185,783	17.11%	349.59	8.99%
Total	7,285	1,532,585,666	100.00%		

Distribution by Product Characteristics (Cut-off)

Product Type	# of Loans	Original Principal Balance	% of Balance	WAMM	WAC
Adjustable	5,731	1,330,493,346	83.16%	360.00	8.71%
Fixed 1st Lien	1,836	269,506,678	16.84%	356.04	9.00%
Total	7,567	1,600,000,024	100.00%		

Distribution by Property Types (Current)

Property Type	# of Loans	Ending Balance	% of Balance	WAMM	WAC
SF Unattached Dwelling	5,488	1,086,165,270	70.87%	352.76	8.76%
PUD	1,080	279,862,853	18.26%	352.94	8.69%
Multifamily	363	94,816,310	6.19%	353.39	8.54%
Condo - Low Facility	320	61,158,715	3.99%	351.95	8.79%
Condo - High Facility	34	10,582,518	0.69%	353.09	8.50%
Total	7,285	1,532,585,666	100.00%		

Distribution by Property Types (Cut-off)

Property Type	# of Loans	Ending Balance	% of Balance	WAMM	WAC
SF Unattached Dwelling	5,709	1,134,639,062	70.91%	359.27	8.78%
PUD	1,107	288,321,644	18.02%	359.48	8.71%
Multifamily	380	101,555,177	6.35%	360.00	8.61%
Condo - Low Facility	337	64,882,337	4.06%	358.68	8.81%
Condo - High Facility	34	10,601,804	0.66%	360.00	8.50%
Total	7,567	1,600,000,024	100.00%		



**First Franklin Mortgage Loan Trust
Mortgage Loan Asset-Backed Certificates
Series 2007-4**

***Distribution Date: 26-Dec-07
Mortgage Loan Characteristics Part II
Total (All Loans)***

Distribution by Occupancy Type (Current)

Occupancy Type	# of Loans	Ending Balance	% of Balance	WAMM	WAC
Owner Occupied - Primary Residence	6,831	1,459,981,416	95.26%	352.86	8.75%
Non-Owner Occupied	413	63,135,342	4.12%	352.11	8.42%
Owner Occupied - Secondary Residence	41	9,468,909	0.62%	347.82	8.81%

Distribution by Occupancy Type (Cut-off)

Occupancy Type	# of Loans	Ending Balance	% of Balance	WAMM	WAC
Owner Occupied - Primary Residence	7,085	1,522,219,612	95.14%	359.40	8.77%
Non-Owner Occupied	440	68,131,016	4.26%	358.55	8.43%
Owner Occupied - Secondary Residence	42	9,649,396	0.60%	354.70	8.81%

Total 7,285 1,532,585,666 100.00%

Total 7,567 1,600,000,024 100.00%

Distribution by Loan Purpose (Current)

Loan Purpose	# of Loans	Ending Balance	% of Balance	WAMM	WAC
Purchase	3,565	744,598,490	48.58%	353.27	8.89%
Refinance/Equity Takeout	3,123	673,581,818	43.95%	352.45	8.61%
Refinance/No Cash Out	597	114,405,359	7.46%	351.82	8.48%

Distribution by Loan Purpose (Cut-off)

Loan Purpose	# of Loans	Ending Balance	% of Balance	WAMM	WAC
Purchase	3,701	775,086,368	48.44%	359.81	8.91%
Refinance/Equity Takeout	3,247	704,226,421	44.01%	358.94	8.63%
Refinance/No Cash Out	619	120,687,236	7.54%	358.57	8.51%

Total 7,285 1,532,585,666 100.00%

Total 7,567 1,600,000,024 100.00%



**First Franklin Mortgage Loan Trust
Mortgage Loan Asset-Backed Certificates
Series 2007-4**

***Distribution Date: 26-Dec-07
Mortgage Loan Characteristics Part II
Total (All Loans)***

Distribution by Originator Concentration > 10% (Current)

Originator	# of Loans	Ending Balance	% of Balance	WAMM	WAC
First Franklin Financial Corp	7,285	1,532,585,666	100.00%	352.80	8.74%

Distribution by Originator Concentration > 10% (Cut-off)

Originator	# of Loans	Ending Balance	% of Balance	WAMM	WAC
First Franklin Financial Corp	7,567	1,600,000,024	100.00%	359.33	8.76%

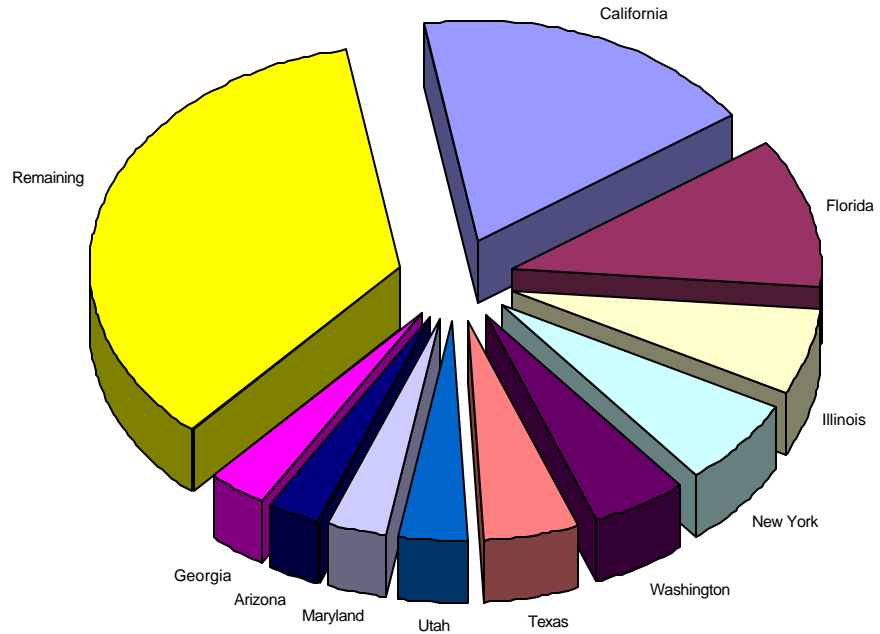
**First Franklin Mortgage Loan Trust
Mortgage Loan Asset-Backed Certificates
Series 2007-4**

**Distribution Date: 26-Dec-07
Geographic Concentration
Total (All Loans)**

Top 10 Current State Concentration

Geographic Distribution	# of Loans	Balance ⁽¹⁾	% of Balance	WAMM	WAC
California	690	276,837,425	18.06%	353	8.08%
Florida	760	169,972,104	11.09%	353	8.59%
Illinois	467	98,688,128	6.44%	353	9.05%
New York	348	97,436,642	6.36%	353	8.74%
Washington	301	77,356,476	5.05%	353	8.48%
Texas	543	76,853,599	5.01%	349	9.06%
Utah	260	53,020,500	3.46%	353	8.51%
Maryland	151	46,978,618	3.07%	353	8.89%
Arizona	225	45,676,045	2.98%	353	8.58%
Georgia	247	44,580,854	2.91%	353	9.35%
Remaining	3,293	545,185,275	35.57%	353	9.02%

Top 10 Current State Concentration



Top 10 Original State Concentration

Geographic Distribution	# of Loans	Balance ⁽¹⁾	% of Balance	WAMM	WAC
California	714	287,107,104	17.94%	360	8.11%
Florida	771	172,430,042	10.78%	359	8.59%
Illinois	506	109,544,900	6.85%	360	9.07%
New York	362	102,169,189	6.39%	359	8.79%
Washington	307	78,942,151	4.93%	360	8.48%
Texas	548	77,992,426	4.87%	356	9.06%
Utah	267	54,493,242	3.41%	360	8.52%
Maryland	155	48,077,380	3.00%	360	8.89%
New Jersey	164	48,068,458	3.00%	359	8.94%
Arizona	231	47,657,534	2.98%	359	8.64%
Remaining	3,542	573,517,598	35.84%	359	9.07%

⁽¹⁾ Based on Current Period Ending Principal Balance



**First Franklin Mortgage Loan Trust
Mortgage Loan Asset-Backed Certificates
Series 2007-4**

***Distribution Date: 26-Dec-07
Current Period Realized Loss Detail
Total (All Loans)***

Disclosure Control #	Original Liquidation Balance	Net Liquidation Proceeds	Loss-Certs Non-adjusted	Subsequent Recov/(Exp)	Loss-Certs Adjusted	Loss Severity	Loan-to-Value	FICO	Lien Position	Liq Type	Occ Type
<i>No Realized Losses Reported for the Current Period</i>											
Current Total	0.00	0.00	0.00	0.00	0.00						
Cumulative	0.00	0.00	0.00	0.00	0.00						

Liq. Type Code - Legend

BK Discharged	B	Loan Sale	O	Settled
Charge-off	C	Paid in Full	P	
Foreclosure	F	REO	R	
Judgement	J	Short Sale	S	
Retain Lien	L	Third Party	T	

Occ Type Code - Legend

X	Primary	1
	Secondary	2
	Investment	3



First Franklin Mortgage Loan Trust
Mortgage Loan Asset-Backed Certificates
Series 2007-4

Distribution Date: 26-Dec-07
Historical Realized Loss Summary
Total (All Loans)

Distribution Date	----- Current Realized Loss -----				----- Previous Liquidations/Payoffs -----						Realized Loss Adjusted	Cumulative Realized Loss
	Beginning Scheduled Balance	Net Liquidation Proceeds	Realized Loss	Loan Count	Claims on Prior Liquidations		Recovery on Prior Liquidations		(Claims)/Recoveries on Prior Payoffs			
					Amount	Count	Amount	Count	Amount	Count		
26-Dec-07	0.00	0.00	0.00	0	0.00	0	0.00	0	0.00	0	0.00	0.00
26-Nov-07	0.00	0.00	0.00	0	0.00	0	0.00	0	0.00	0	0.00	0.00
25-Oct-07	0.00	0.00	0.00	0	0.00	0	0.00	0	0.00	0	0.00	0.00
25-Sep-07	0.00	0.00	0.00	0	0.00	0	0.00	0	0.00	0	0.00	0.00
27-Aug-07	0.00	0.00	0.00	0	0.00	0	0.00	0	0.00	0	0.00	0.00
25-Jul-07	0.00	0.00	0.00	0	0.00	0	0.00	0	0.00	0	0.00	0.00
Total	0.00	0.00	0.00	0	0.00	0	0.00	0	0.00	0	0.00	



First Franklin Mortgage Loan Trust
Mortgage Loan Asset-Backed Certificates
Series 2007-4

Distribution Date: 26-Dec-07
Historical Realized Loss Summary
Group 1

Distribution Date	----- Current Realized Loss -----				----- Previous Liquidations/Payoffs -----						Realized Loss Adjusted	Cumulative Realized Loss
	Beginning Scheduled Balance	Net Liquidation Proceeds	Realized Loss	Loan Count	Claims on Prior Liquidations		Recovery on Prior Liquidations		(Claims)/Recoveries on Prior Payoffs			
					Amount	Count	Amount	Count	Amount	Count		
26-Dec-07	0.00	0.00	0.00	0	0.00	0	0.00	0	0.00	0	0.00	0.00
26-Nov-07	0.00	0.00	0.00	0	0.00	0	0.00	0	0.00	0	0.00	0.00
25-Oct-07	0.00	0.00	0.00	0	0.00	0	0.00	0	0.00	0	0.00	0.00
25-Sep-07	0.00	0.00	0.00	0	0.00	0	0.00	0	0.00	0	0.00	0.00
27-Aug-07	0.00	0.00	0.00	0	0.00	0	0.00	0	0.00	0	0.00	0.00
25-Jul-07	0.00	0.00	0.00	0	0.00	0	0.00	0	0.00	0	0.00	0.00
Total	0.00	0.00	0.00	0	0.00	0	0.00	0	0.00	0	0.00	



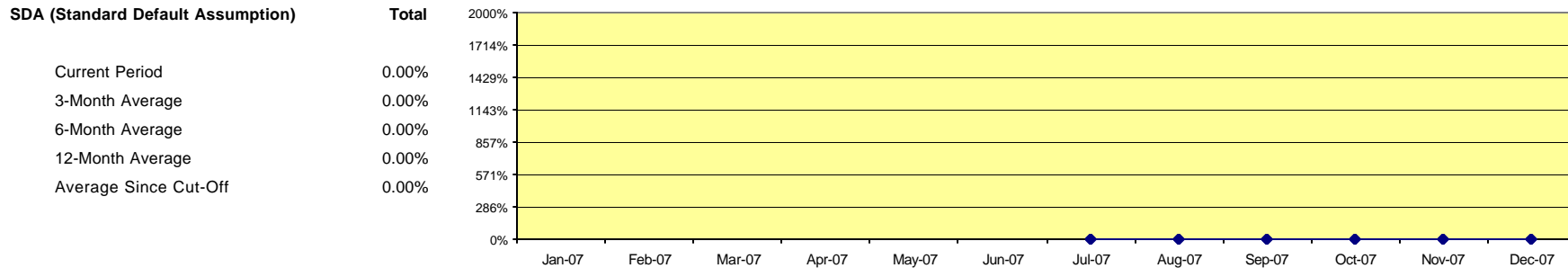

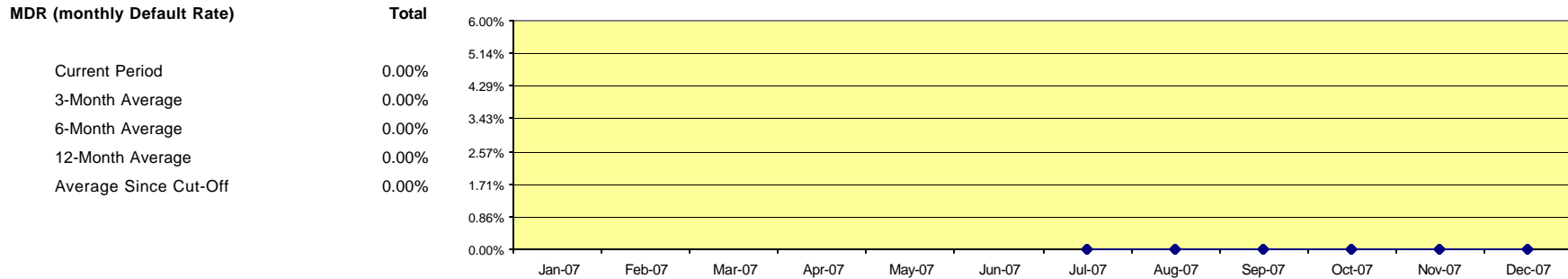
First Franklin Mortgage Loan Trust
Mortgage Loan Asset-Backed Certificates
Series 2007-4

Distribution Date: 26-Dec-07
Historical Realized Loss Summary
Group 2

Distribution Date	----- Current Realized Loss -----				----- Previous Liquidations/Payoffs -----						Realized Loss Adjusted	Cumulative Realized Loss
	Beginning Scheduled Balance	Net Liquidation Proceeds	Realized Loss	Loan Count	Claims on Prior Liquidations		Recovery on Prior Liquidations		(Claims)/Recoveries on Prior Payoffs			
					Amount	Count	Amount	Count	Amount	Count		
26-Dec-07	0.00	0.00	0.00	0	0.00	0	0.00	0	0.00	0	0.00	0.00
26-Nov-07	0.00	0.00	0.00	0	0.00	0	0.00	0	0.00	0	0.00	0.00
25-Oct-07	0.00	0.00	0.00	0	0.00	0	0.00	0	0.00	0	0.00	0.00
25-Sep-07	0.00	0.00	0.00	0	0.00	0	0.00	0	0.00	0	0.00	0.00
27-Aug-07	0.00	0.00	0.00	0	0.00	0	0.00	0	0.00	0	0.00	0.00
25-Jul-07	0.00	0.00	0.00	0	0.00	0	0.00	0	0.00	0	0.00	0.00
Total	0.00	0.00	0.00	0	0.00	0	0.00	0	0.00	0	0.00	

**First Franklin Mortgage Loan Trust
Mortgage Loan Asset-Backed Certificates
Series 2007-4**

**Distribution Date: 26-Dec-07
Realized Loss Summary
Total (All Loans)**



MDR	Monthly Default Rate	$(\text{Beginning Principal Balance of Liquidated Loans}) / (\text{Total Beginning Principal Balance})$
CDR	Conditional Default Rate	$1 - (1 - \text{MDR})^{12}$
SDA	Standard Default Assumption	If WAS=30 then CDR/(WAS*0.02) else if 30<WAS=60 then CDR/0.6 else if 60<WAS=120 then CDR/(0.6-(WAS-60)*0.0095) else if WAS>120 then CDR/0.03
WAS	Weighted Average Seasoning	$(\text{Original Term} - \text{Remaining Term}) * (\text{Current Scheduled Balance} / \text{Deal Scheduled Principal Balance})$



**First Franklin Mortgage Loan Trust
Mortgage Loan Asset-Backed Certificates
Series 2007-4**

***Distribution Date: 26-Dec-07
Servicemembers Civil Relief Act
Total (All Loans)***

Disclosure Control #	Group	Beginning Balance	Scheduled Principal	Unscheduled Principal	Ending balance	Loan Rate	P&I Amount	Scheduled Interest	Interest Received	Relief Act Interest Shortfall
4001154989	Group 2 ARM	1,278,599.10	0.00	0.00	1,278,599.10	7.30%	7,778.14	7,778.14	6,393.00	1,385.15
4001423934	Group 1 ARM	303,512.32	82.71	0.00	303,429.61	9.20%	2,409.64	2,326.93	1,517.56	809.37
Total		1,582,111.42	82.71	0.00	1,582,028.71		10,187.78	10,105.07	7,910.56	2,194.52



**First Franklin Mortgage Loan Trust
Mortgage Loan Asset-Backed Certificates
Series 2007-4**

***Distribution Date: 26-Dec-07
Material Breaches Detail***

Disclosure Control #	Loan Group #	Ending Principal Balance	Material Breach Date	Material Breach Description
<i>No Material Breaches Reported</i>				

Material breaches of pool asset representation or warranties or transaction covenants.



**First Franklin Mortgage Loan Trust
Mortgage Loan Asset-Backed Certificates
Series 2007-4**

***Distribution Date: 26-Dec-07
Modified Loan Detail
Total (All Loans)***

Disclosure Control #	Loan Group #	Modified Maturity Date	Cutoff Maturity Date	Modification Description
<i>No Prior Loan Modification Reported</i>				

Modifications include any extensions or waivers to the mortgage loan terms, fees, penalties or payments during the preceding calendar month or that have become material over time.



**First Franklin Mortgage Loan Trust
Mortgage Loan Asset-Backed Certificates
Series 2007-4**

***Distribution Date: 26-Dec-07
Collateral Asset Changes***

Disclosure
Control #

Beginning Principal Balance
No Collateral Asset Changes Reported

Description



First Franklin Mortgage Loan Trust
Mortgage Loan Asset-Backed Certificates
Series 2007-4

Distribution Date: 26-Dec-07
Substitution Detail History

--- Loans Substituted Into Pool ---

----- Loans Substituted Out of Pool -----

Investor #	Period	Beginning Principal Balance	Investor #	Period	Beginning Principal Balance	Adjusted for Principal	Substitution Code
<i>No Substituted Loans Reported</i>							



First Franklin Mortgage Loan Trust
Mortgage Loan Asset-Backed Certificates
Series 2007-4

Distribution Date: 26-Dec-07
Substitution Detail History Summary

- - - Loans Substituted Into Pool - - -			- - - Loans Substituted Out of Pool - - -			Difference Into vs.
Period	Count	Beginning Principal Balance	Count	Beginning Principal Balance	Adjusted for Principal	Out
<i>No History of Substituted Loans Reported</i>						
