

First Franklin Mortgage Loan Trust
Mortgage Loan Asset-Backed Certificates
Series 2007-2

Distribution Date: 26-Dec-07

ABN AMRO Acct : 724693.1

Payment Date:	26-Dec-07
Prior Payment:	26-Nov-07
Next Payment:	25-Jan-08
Record Date:	30-Nov-07
Distribution Count:	8
Closing Date:	26-Apr-07
First Pay. Date:	25-May-07
Rated Final Payment Date:	25-May-37
Determination Date:	14-Dec-07
Delinq Method:	OTS

Outside Parties To The Transaction

Depositor: Merrill Lynch Mortgage Investors, Inc.
 Underwriter: Merrill Lynch Mortgage Lending, Inc.
 Master Servicer: Home Loan Services
 Rating Agency: Standard & Poor's Ratings Services/Moody's Investors Service

Contact Information:

Analyst:	Ana Carsey	714.259.6868
	ana.carsey@abnamro.com	
Administrator:	John Chozen	312.992.1816
	john.chozen@abnamro.com	
LaSalle Website:	www.etrustee.net	



**First Franklin Mortgage Loan Trust
Mortgage Loan Asset-Backed Certificates
Series 2007-2**

Table of Contents

<i>Content:</i>	<i>Pages</i>
Statement to Certificate Holders	3
Statement to Certificate Holders (Factors)	4
Pool/Non-Pool Funds Cash Reconciliation	5
Cash Reconciliation Summary	6-7
Pool Detail and Performance Indicators	8-10
Bond Interest Reconciliation Part I	11
Bond Interest Reconciliation Part II	12
Bond Principal Reconciliation	13
Rating Information	14
15 Month Loan Status Summary Part I	15-21
15 Month Loan Status Summary Part II	22-28
15 Month Historical Payoff Summary	29-31
Prepayment Premium Loan Detail	32
Prepayment Summary	33
Historical Collateral Level REO Report	34-38
Mortgage Loan Characteristics Part I	39
Mortgage Loan Characteristics Part II	40-42
Geographic Concentration	43
Current Period Realized Loss Detail	44
Historical Realized Loss Summary	45-47
Realized Loss Summary	48
Servicemembers Civil Relief Act	49
Material Breaches Detail	50
Modified Loan Detail (Historical)	51
Collateral Asset Changes	52
Substitution Detail History	53
Substitution Detail History Summary	54



**First Franklin Mortgage Loan Trust
Mortgage Loan Asset-Backed Certificates
Series 2007-2**

**Distribution Date: 26-Dec-07
BOND PAYMENT TIER**

Class	CUSIP	Original Face Value ⁽¹⁾	Beginning Certificate Balance	Principal Payment	Principal Adjustment or Loss	Deferred Interest	Ending Certificate Balance	Interest Payment ⁽²⁾	Interest Adjustment	Pass-Through Rate
A-1	59024QAA8	588,366,000.00	551,768,429.70	3,952,428.20	0.00	0.00	547,816,001.50	2,263,689.76	0.00	4.9231300000%
A-2A	59024QAB6	424,412,000.00	364,576,554.33	4,683,349.45	0.00	0.00	359,893,204.88	1,486,600.40	0.00	4.8931300000%
A-2B	59024QAC4	233,167,000.00	233,167,000.00	0.00	0.00	0.00	233,167,000.00	962,422.05	0.00	4.9531300000%
A-2C	59024QAD2	261,537,000.00	261,537,000.00	0.00	0.00	0.00	261,537,000.00	1,094,778.63	0.00	5.0231300000%
A-2D	59024QAE0	108,238,000.00	108,238,000.00	0.00	0.00	0.00	108,238,000.00	460,293.82	0.00	5.1031300000%
M-1	59024QAF7	79,084,000.00	79,084,000.00	0.00	0.00	0.00	79,084,000.00	340,267.48	0.00	5.1631300000%
M-2	59024QAG5	78,083,000.00	78,083,000.00	0.00	0.00	0.00	78,083,000.00	341,816.79	0.00	5.2531300000%
M-3	59024QAH3	25,027,000.00	25,027,000.00	0.00	0.00	0.00	25,027,000.00	111,852.55	0.00	5.3631300000%
M-4	59024QAJ9	31,033,000.00	31,033,000.00	0.00	0.00	0.00	31,033,000.00	149,556.56	0.00	5.7831300000%
M-5	59024QAK6	26,028,000.00	26,028,000.00	0.00	0.00	0.00	26,028,000.00	130,858.59	0.00	6.0331300000%
M-6	59024QAL4	20,021,000.00	20,021,000.00	0.00	0.00	0.00	20,021,000.00	108,999.83	0.00	6.5331300000%
B-1	59024QAM2	22,024,000.00	22,024,000.00	0.00	0.00	0.00	22,024,000.00	128,163.71	0.00	6.9831300000%
B-2	59024QAN0	16,017,000.00	16,017,000.00	0.00	0.00	0.00	16,017,000.00	93,207.33	0.00	6.9831300000%
B-3	59024QAP5	24,025,000.00	24,025,000.00	0.00	0.00	0.00	24,025,000.00	139,808.08	0.00	6.9831300000%
C	59024QAR1	2,002,131,979.11	N 1,905,698,273.35	0.00	0.00	0.00	1,897,062,495.70	3,818,551.27	(256,472.57)	N/A
P	59024QAR3		0.00	0.00	0.00	0.00	0.00	32,506.42	32,506.42	N/A
R	59024QAS9	100.00	0.00	0.00	0.00	0.00	0.00	0.00	0.00	N/A
Total		1,937,062,100.00	1,840,628,984.03	8,635,777.65	0.00	0.00	1,831,993,206.38	11,663,373.27	(223,966.15)	
								Total P&I Payment	20,299,150.92	

⁽¹⁾ N denotes notional balance not included in total ⁽²⁾ Accrued Interest plus/minus Interest Adjustment minus Deferred Interest equals Interest Payment



**First Franklin Mortgage Loan Trust
Mortgage Loan Asset-Backed Certificates
Series 2007-2**

**Distribution Date: 26-Dec-07
Statement to Certificate Holders (FACTORS)
BOND PAYMENT TIER**

Class	CUSIP	Original Face Value	Beginning Certificate Balance *	Principal Payment *	Principal Adjustment or Loss	Deferred Interest *	Ending Certificate Balance *	Interest Payment *	Interest Adjustment*	Next Rate **
A-1	59024QAA8	588,366,000.00	937.797951785	6.717635281	0.000000000	0.000000000	931.080316504	3.847417696	0.000000000	5.00500000%
A-2A	59024QAB6	424,412,000.00	859.015660090	11.034912891	0.000000000	0.000000000	847.980747198	3.502729423	0.000000000	4.97500000%
A-2B	59024QAC4	233,167,000.00	1000.000000000	0.000000000	0.000000000	0.000000000	1000.000000000	4.127608324	0.000000000	5.03500000%
A-2C	59024QAD2	261,537,000.00	1000.000000000	0.000000000	0.000000000	0.000000000	1000.000000000	4.185941683	0.000000000	5.10500000%
A-2D	59024QAE0	108,238,000.00	1000.000000000	0.000000000	0.000000000	0.000000000	1000.000000000	4.252608326	0.000000000	5.18500000%
M-1	59024QAF7	79,084,000.00	1000.000000000	0.000000000	0.000000000	0.000000000	1000.000000000	4.302608366	0.000000000	5.24500000%
M-2	59024QAG5	78,083,000.00	1000.000000000	0.000000000	0.000000000	0.000000000	1000.000000000	4.377608314	0.000000000	5.33500000%
M-3	59024QAH3	25,027,000.00	1000.000000000	0.000000000	0.000000000	0.000000000	1000.000000000	4.469275183	0.000000000	5.44500000%
M-4	59024QAJ9	31,033,000.00	1000.000000000	0.000000000	0.000000000	0.000000000	1000.000000000	4.819274965	0.000000000	5.86500000%
M-5	59024QAK6	26,028,000.00	1000.000000000	0.000000000	0.000000000	0.000000000	1000.000000000	5.027608345	0.000000000	6.11500000%
M-6	59024QAL4	20,021,000.00	1000.000000000	0.000000000	0.000000000	0.000000000	1000.000000000	5.444275011	0.000000000	6.61500000%
B-1	59024QAM2	22,024,000.00	1000.000000000	0.000000000	0.000000000	0.000000000	1000.000000000	5.819274882	0.000000000	7.06500000%
B-2	59024QAN0	16,017,000.00	1000.000000000	0.000000000	0.000000000	0.000000000	1000.000000000	5.819275145	0.000000000	7.06500000%
B-3	59024QAP5	24,025,000.00	1000.000000000	0.000000000	0.000000000	0.000000000	1000.000000000	5.819274922	0.000000000	7.06500000%
C	59024QAR1	2,002,131,979.11 N	951.834491049	0.000000000	0.000000000	0.000000000	947.521200148	1.907242534	(0.128099732)	N/A
P	59024QAQ3									N/A
R	59024QAS9	100.00	0.000000000	0.000000000	0.000000000	0.000000000	0.000000000	0.000000000	0.000000000	N/A

* Per \$1,000 of Original Face Value ** Estimated



**First Franklin Mortgage Loan Trust
Mortgage Loan Asset-Backed Certificates
Series 2007-2**

***Distribution Date: 26-Dec-07
Cash Reconciliation Summary***

Pool Source of Funds		Non-Pool Source of Funds	
Interest Summary		Supplemental Interest Trust	
Interest Summary		Principal Summary	
Scheduled Interest	13,126,831.72	Scheduled Prin Distribution	612,578.72
Fees	794,041.54	Curtailments	113,987.85
Remittance Interest	12,332,790.18	Prepayments in Full	7,184,139.15
Other Interest Proceeds/Shortfalls		Liquidation Proceeds	475,162.92
Prepayment Penalties	32,506.42	Repurchase Proceeds	0.00
Other Interest Loss	0.50	Other Principal Proceeds	(2,399.38)
Other Interest Proceeds	0.00	Remittance Principal	8,383,469.26
Non-advancing Interest	(3,814.60)		
Non-Supported Interest Shortfall	0.00		
Relief Act Shortfall	(350.08)		
Modification Shortfall	0.00		
Other Interest Proceeds/Shortfalls	28,342.24		
Interest Adjusted	12,361,132.42		
Fee Summary			
Total Servicing Fees	794,041.54		
Total Trustee Fees	0.00		
LPMI Fees	0.00		
Credit Manager's Fees	0.00		
Unpaid Serv Fees (Charged-off Loans)	0.00		
Misc. Fees / Trust Expense	0.00		
Insurance Premium	0.00		
Total Fees	794,041.54		
Advances (Principal & Interest)			
Prior Month's Outstanding Advances	N/A		
Current Advances	N/A		
Reimbursement of Prior Advances	N/A		
Outstanding Advances	N/A		
		Cap Contract Payment	0.00
		Corridor Contracts	
		Class A-1 Certificates	0.00
		Class A-2 Certificates	0.00
		Subordinate Certificates	0.00
		Class C Certificates	0.00
		P&I Due Certificate Holders	<u>20,299,150.92</u>

P&I Advances as of the end of the Due Period do not reflect the amount of advances remitted by the Servicer on the Servicer Remittance Date due to additional proceeds received between the end of the Due Period and the Servicer Remittance Date and netted from the P&I Advances stated as of the end of the Due Period.



**First Franklin Mortgage Loan Trust
Mortgage Loan Asset-Backed Certificates
Series 2007-2**

***Distribution Date: 26-Dec-07
Cash Reconciliation Summary Group 1***

	Group 1 Fixed	Group 1 ARM	Total
Interest Summary			
Scheduled Interest	952,637.35	3,822,954.55	4,775,591.90
Fees	56,290.65	232,272.27	288,562.92
Remittance Interest	896,346.70	3,590,682.28	4,487,028.98
Other Interest Proceeds/Shortfalls			
Prepayment Penalties	0.00	18,771.70	18,771.70
Other Interest Loss	0.00	0.00	0.00
Other Interest Proceeds	0.00	0.00	0.00
Non-advancing Interest	(366.32)	0.00	(366.32)
Net PPIS/Relief Act Shortfall	0.00	0.00	0.00
Modification Shortfall	0.00	0.00	0.00
Other Interest Proceeds/Shortfalls	(366.32)	18,771.70	18,405.38
Interest Adjusted	895,980.38	3,609,453.98	4,505,434.36
Principal Summary			
Scheduled Principal Distribution	73,514.85	173,705.62	247,220.47
Curtailments	6,638.29	16,665.83	23,304.12
Prepayments in Full	520,319.95	3,048,506.38	3,568,826.33
Liquidation Proceeds	0.00	0.00	0.00
Repurchase Proceeds	0.00	0.00	0.00
Other Principal Proceeds	0.00	(2,399.38)	(2,399.38)
Less Mod Losses	0.00	0.00	0.00
Remittance Principal	600,473.09	3,236,478.45	3,836,951.54
Fee Summary			
Total Servicing Fees	56,290.65	232,272.27	288,562.92
Total Trustee Fees	0.00	0.00	0.00
LPMI Fees	0.00	0.00	0.00
Misc. Fees	0.00	0.00	0.00
Total Fees	56,290.65	232,272.27	288,562.92
Beginning Principal Balance	135,097,244.88	557,453,087.75	692,550,332.63
Ending Principal Balance	134,496,771.79	554,214,209.92	688,710,981.71



**First Franklin Mortgage Loan Trust
Mortgage Loan Asset-Backed Certificates
Series 2007-2**

***Distribution Date: 26-Dec-07
Cash Reconciliation Summary Group 2***

	Group 2 Fixed	Group 2 ARM	Total
Interest Summary			
Scheduled Interest	1,724,790.15	6,626,449.67	8,351,239.82
Fees	93,217.00	412,261.62	505,478.62
Remittance Interest	1,631,573.15	6,214,188.05	7,845,761.20
Other Interest Proceeds/Shortfalls			
Prepayment Penalties	4,585.49	9,149.23	13,734.72
Other Interest Loss	0.00	0.50	0.50
Other Interest Proceeds	0.00	0.00	0.00
Non-advancing Interest	(1,761.39)	(1,686.89)	(3,448.28)
Net PPIS/Relief Act Shortfall	0.00	(350.08)	(350.08)
Modification Shortfall	0.00	0.00	0.00
Other Interest Proceeds/Shortfalls	2,824.10	7,112.76	9,936.86
Interest Adjusted	1,634,397.25	6,221,300.81	7,855,698.06
Principal Summary			
Scheduled Principal Distribution	105,335.80	260,022.45	365,358.25
Curtailments	12,500.87	78,182.86	90,683.73
Prepayments in Full	668,948.77	2,946,364.05	3,615,312.82
Liquidation Proceeds	20,145.01	455,017.91	475,162.92
Repurchase Proceeds	0.00	0.00	0.00
Other Principal Proceeds	0.00	0.00	0.00
Less Mod Losses	0.00	0.00	0.00
Remittance Principal	806,930.45	3,739,587.27	4,546,517.72
Fee Summary			
Total Servicing Fees	93,217.00	412,261.62	505,478.62
Total Trustee Fees	0.00	0.00	0.00
LPMI Fees	0.00	0.00	0.00
Misc. Fees	0.00	0.00	0.00
Total Fees	93,217.00	412,261.62	505,478.62
Beginning Principal Balance	223,720,732.99	989,427,207.73	1,213,147,940.72
Ending Principal Balance	222,774,183.99	985,577,330.00	1,208,351,513.99



**First Franklin Mortgage Loan Trust
Mortgage Loan Asset-Backed Certificates
Series 2007-2**

**Distribution Date: 26-Dec-07
Pool Detail and Performance Indicators Total (All Loans)**

Pool Detail			Performance Indicators			Misc/Additional Information				
Pool Level Information			Factors Impacting Principal Payment Rules			WA Rates/Life				
Historical	Amount	Count	Delinquency Levels	Num	Den	%	Fixed	Adj	Overall	
Cut-off Pool Balance	2,002,131,979.11	10,106	3 mo. Rolling Average	176,505,289	1,906,646,292	9.27%	WAC - Remit Current	8.45%	7.61%	7.77%
Cum Scheduled Principal	4,879,580.53		6 mo. Rolling Average	111,283,962	1,926,428,840	5.82%	WAC - Remit Original	8.48%	7.63%	7.79%
Cum Unscheduled Principal	99,340,078.50		12 mo. Rolling Average	83,823,591	1,942,414,317	4.38%	WAC - Current	8.95%	8.11%	8.27%
Cum Liquidations	849,824.38		Loss Levels	Amount	Count		WAC - Original	8.98%	8.13%	8.29%
Cum Repurchases	23,511,154.84		3 mo. Cum Loss	381,292.38	6		WAL - Current	344.36	351.41	350.08
			6 mo. Cum loss	381,292.38	6		WAL - Original	351.33	358.41	357.09
			12 mo. Cum Loss	381,292.38	6					
Current	Amount	Count	%				Current Index Rate			4.783130%
Beginning Pool	1,905,698,273.35	9,712	95.18%				Next Index Rate			4.865000%
Scheduled Principal	612,578.72		0.03%				Prepayment Charges			
Unscheduled Principal	7,298,127.00	42	0.36%					Amount	Count	
Liquidations	725,071.93	4	0.04%				Current	32,506.42	11	
Repurchases	0.00	0	0.00%				Cumulative	276,715.23	81	
Ending Pool	1,897,062,495.70	9,666	94.75%							
Ending Actual Balance	1,897,922,366.53									
Average Loan Balance	196,261.38									
Current Loss Detail	Amount									
Liquidation	790,734.53									
Realized Loss	249,909.01									
Realized Loss Adjustment	2,399.38									
Net Liquidation	538,426.14									
Credit Enhancement	Amount	%								
Original OC	65,069,879.11	3.25%								
Target OC	65,069,289.32	3.25%								
Beginning OC	65,069,289.32									
Ending OC	65,069,289.32									
Most Senior Certificates	1,519,286,984.03									

Legend: (1) 60 Days+, REO, BK, F/C %

(2) If Step Down Date = Yes and (1) > (6) * (4), then TRUE

(3) Condn: If Step Down Date = Yes and Cum Loss > specified thresholds, then TRUE

(4) (Ending Pool Bal - Most Senior Certs) / Ending Pool Bal

(5) Defined Benchmark

(6) Defined Benchmark (Used in Delinq Event Calc)

Note: Delinquency and Loss Event Triggers may be flagged as "Yes" prior to the Step Down Date on account of the percentage thresholds being breached.



**First Franklin Mortgage Loan Trust
Mortgage Loan Asset-Backed Certificates
Series 2007-2**

***Distribution Date: 26-Dec-07
Bond Interest Reconciliation***

-- Accrual --															----- Recovered -----		----- Outstanding -----	
Class	Method	Days	Opening Balance	Pass-Thru Rate	Accrual Certificate Interest	Total Interest Additions	Total Interest Deductions	Distributable Certificate Interest	Interest Payment Amount	Interest Carry-Forward Amount	Floating Rate Certificate Carry-Over	Interest Carry-Forward Amount	Floating Rate Certificate Carry-Over	Net Cap Rate in Effect Y/N				
A-1	Act/360	30	551,768,429.70	4.923130000%	2,263,689.76	0.00	0.00	2,263,689.76	2,263,689.76	0.00	0.00	0.00	0.00	No				
A-2A	Act/360	30	364,576,554.33	4.893130000%	1,486,600.40	0.00	0.00	1,486,600.40	1,486,600.40	0.00	0.00	0.00	0.00	No				
A-2B	Act/360	30	233,167,000.00	4.953130000%	962,422.05	0.00	0.00	962,422.05	962,422.05	0.00	0.00	0.00	0.00	No				
A-2C	Act/360	30	261,537,000.00	5.023130000%	1,094,778.63	0.00	0.00	1,094,778.63	1,094,778.63	0.00	0.00	0.00	0.00	No				
A-2D	Act/360	30	108,238,000.00	5.103130000%	460,293.82	0.00	0.00	460,293.82	460,293.82	0.00	0.00	0.00	0.00	No				
M-1	Act/360	30	79,084,000.00	5.163130000%	340,267.48	0.00	0.00	340,267.48	340,267.48	0.00	0.00	0.00	0.00	No				
M-2	Act/360	30	78,083,000.00	5.253130000%	341,816.79	0.00	0.00	341,816.79	341,816.79	0.00	0.00	0.00	0.00	No				
M-3	Act/360	30	25,027,000.00	5.363130000%	111,852.55	0.00	0.00	111,852.55	111,852.55	0.00	0.00	0.00	0.00	No				
M-4	Act/360	30	31,033,000.00	5.783130000%	149,556.56	0.00	0.00	149,556.56	149,556.56	0.00	0.00	0.00	0.00	No				
M-5	Act/360	30	26,028,000.00	6.033130000%	130,858.59	0.00	0.00	130,858.59	130,858.59	0.00	0.00	0.00	0.00	No				
M-6	Act/360	30	20,021,000.00	6.533130000%	108,999.83	0.00	0.00	108,999.83	108,999.83	0.00	0.00	0.00	0.00	No				
B-1	Act/360	30	22,024,000.00	6.983130000%	128,163.71	0.00	0.00	128,163.71	128,163.71	0.00	0.00	0.00	0.00	No				
B-2	Act/360	30	16,017,000.00	6.983130000%	93,207.33	0.00	0.00	93,207.33	93,207.33	0.00	0.00	0.00	0.00	No				
B-3	Act/360	30	24,025,000.00	6.983130000%	139,808.08	0.00	0.00	139,808.08	139,808.08	0.00	0.00	0.00	0.00	No				
C			1,905,698,273.35	N/A	4,075,023.84	0.00	0.00	4,206,950.42	3,818,551.27	0.00	0.00	0.00	0.00	No				
P			0.00	N/A	0.00	32,506.42	0.00	0.00	32,506.42	0.00	0.00	0.00	0.00	N/A				
R	Act/360	30	0.00	4.923130000%	0.00	0.00	0.00	0.00	0.00	0.00	0.00	0.00	0.00	N/A				
Total			1,840,628,984.03		11,887,339.42	32,506.42	0.00	12,019,266.00	11,663,373.27	0.00	0.00	0.00	0.00					



**First Franklin Mortgage Loan Trust
Mortgage Loan Asset-Backed Certificates
Series 2007-2**

**Distribution Date: 26-Dec-07
Bond Interest Reconciliation - Part II**

Class	Record Date	Prior Interest Due Date	Current Interest Due Date	----- REMIC -----				----- Non-REMIC -----			----- Deductions -----			
				Accrual Certificate Interest	Interest Carry-Forward	Supplemental Interest Trust	Payments From Cap Contracts	Prepayment Premiums	Floating Rate Certificate Carry-Over	Other Interest Proceeds ⁽¹⁾	Non-Supported Interest Shortfall	Interest Carry-Forward ⁽²⁾	Floating Rate Certificate Carry-Over	
A-1	30-Nov-07	26-Nov-07	26-Dec-07	2,263,689.76	0.00	0.00	0.00	0.00	0.00	0.00	0.00	0.00	0.00	0.00
A-2A	30-Nov-07	26-Nov-07	26-Dec-07	1,486,600.40	0.00	0.00	0.00	0.00	0.00	0.00	0.00	0.00	0.00	0.00
A-2B	30-Nov-07	26-Nov-07	26-Dec-07	962,422.05	0.00	0.00	0.00	0.00	0.00	0.00	0.00	0.00	0.00	0.00
A-2C	30-Nov-07	26-Nov-07	26-Dec-07	1,094,778.63	0.00	0.00	0.00	0.00	0.00	0.00	0.00	0.00	0.00	0.00
A-2D	30-Nov-07	26-Nov-07	26-Dec-07	460,293.82	0.00	0.00	0.00	0.00	0.00	0.00	0.00	0.00	0.00	0.00
M-1	30-Nov-07	26-Nov-07	26-Dec-07	340,267.48	0.00	0.00	0.00	0.00	0.00	0.00	0.00	0.00	0.00	0.00
M-2	30-Nov-07	26-Nov-07	26-Dec-07	341,816.79	0.00	0.00	0.00	0.00	0.00	0.00	0.00	0.00	0.00	0.00
M-3	30-Nov-07	26-Nov-07	26-Dec-07	111,852.55	0.00	0.00	0.00	0.00	0.00	0.00	0.00	0.00	0.00	0.00
M-4	30-Nov-07	26-Nov-07	26-Dec-07	149,556.56	0.00	0.00	0.00	0.00	0.00	0.00	0.00	0.00	0.00	0.00
M-5	30-Nov-07	26-Nov-07	26-Dec-07	130,858.59	0.00	0.00	0.00	0.00	0.00	0.00	0.00	0.00	0.00	0.00
M-6	30-Nov-07	26-Nov-07	26-Dec-07	108,999.83	0.00	0.00	0.00	0.00	0.00	0.00	0.00	0.00	0.00	0.00
B-1	30-Nov-07	26-Nov-07	26-Dec-07	128,163.71	0.00	0.00	0.00	0.00	0.00	0.00	0.00	0.00	0.00	0.00
B-2	30-Nov-07	26-Nov-07	26-Dec-07	93,207.33	0.00	0.00	0.00	0.00	0.00	0.00	0.00	0.00	0.00	0.00
B-3	30-Nov-07	26-Nov-07	26-Dec-07	139,808.08	0.00	0.00	0.00	0.00	0.00	0.00	0.00	0.00	0.00	0.00
C	30-Nov-07	1-Nov-07	1-Dec-07	4,075,023.84	0.00	0.00	0.00	0.00	0.00	0.00	0.00	0.00	0.00	0.00
P	30-Nov-07	1-Nov-07	1-Dec-07	0.00	0.00	0.00	0.00	32,506.42	0.00	0.00	0.00	0.00	0.00	0.00
R	30-Nov-07	26-Nov-07	26-Dec-07	0.00	0.00	0.00	0.00	0.00	0.00	0.00	0.00	0.00	0.00	0.00
Total				11,887,339.42	0.00	0.00	0.00	32,506.42	0.00	0.00	0.00	0.00	0.00	0.00

⁽¹⁾ Other Interest Proceeds are additional interest amounts specifically allocated to the bond(s) and used in determining the bonds Distributable Interest.

⁽²⁾ Interest Carry-Forward Shortfall is unpaid interest with interest thereon.



**First Franklin Mortgage Loan Trust
Mortgage Loan Asset-Backed Certificates
Series 2007-2**

***Distribution Date: 26-Dec-07
Bond Principal Reconciliation***

Class	Original Class Balance	Beginning Class Balance	Scheduled Principal Payment	Unscheduled Principal Payment	Extra Principal Payment	----- L o s s e s -----				Ending Class Balance	Rated Final Maturity	- Credit Support -	
						Prior Loss Reimburs.	Current Losses	Cumulative Losses	Interest on Losses			Original	Current
A-1	588,366,000.00	551,768,429.70	247,220.47	3,589,731.07	115,476.66	0.00	0.00	0.00	0.00	547,816,001.50	25-May-37	N/A	N/A
A-2A	424,412,000.00	364,576,554.33	365,358.25	4,181,159.47	136,831.73	0.00	0.00	0.00	0.00	359,893,204.88	25-May-37	N/A	N/A
A-2B	233,167,000.00	233,167,000.00	0.00	0.00	0.00	0.00	0.00	0.00	0.00	233,167,000.00	25-May-37	N/A	N/A
A-2C	261,537,000.00	261,537,000.00	0.00	0.00	0.00	0.00	0.00	0.00	0.00	261,537,000.00	25-May-37	N/A	N/A
A-2D	108,238,000.00	108,238,000.00	0.00	0.00	0.00	0.00	0.00	0.00	0.00	108,238,000.00	25-May-37	N/A	N/A
M-1	79,084,000.00	79,084,000.00	0.00	0.00	0.00	0.00	0.00	0.00	0.00	79,084,000.00	25-May-37	N/A	N/A
M-2	78,083,000.00	78,083,000.00	0.00	0.00	0.00	0.00	0.00	0.00	0.00	78,083,000.00	25-May-37	N/A	N/A
M-3	25,027,000.00	25,027,000.00	0.00	0.00	0.00	0.00	0.00	0.00	0.00	25,027,000.00	25-May-37	N/A	N/A
M-4	31,033,000.00	31,033,000.00	0.00	0.00	0.00	0.00	0.00	0.00	0.00	31,033,000.00	25-May-37	N/A	N/A
M-5	26,028,000.00	26,028,000.00	0.00	0.00	0.00	0.00	0.00	0.00	0.00	26,028,000.00	25-May-37	N/A	N/A
M-6	20,021,000.00	20,021,000.00	0.00	0.00	0.00	0.00	0.00	0.00	0.00	20,021,000.00	25-May-37	N/A	N/A
B-1	22,024,000.00	22,024,000.00	0.00	0.00	0.00	0.00	0.00	0.00	0.00	22,024,000.00	25-May-37	N/A	N/A
B-2	16,017,000.00	16,017,000.00	0.00	0.00	0.00	0.00	0.00	0.00	0.00	16,017,000.00	25-May-37	N/A	N/A
B-3	24,025,000.00	24,025,000.00	0.00	0.00	0.00	0.00	0.00	0.00	0.00	24,025,000.00	25-May-37	N/A	N/A
C	2,002,131,979.11	1,905,698,273.35	0.00	0.00	0.00	0.00	0.00	0.00	0.00	1,897,062,495.70	25-May-37	N/A	N/A
P		0.00	0.00	0.00	0.00	0.00	0.00	0.00	0.00	0.00	25-May-37	N/A	N/A
R	100.00	0.00	0.00	0.00	0.00	0.00	0.00	0.00	0.00	0.00	25-May-37	N/A	N/A
Total	1,937,062,100.00	1,840,628,984.03	612,578.72	7,770,890.54	252,308.39	0.00	0.00	0.00	0.00	1,831,993,206.38			



**First Franklin Mortgage Loan Trust
Mortgage Loan Asset-Backed Certificates
Series 2007-2**

***Distribution Date: 26-Dec-07
Ratings Information***

Class	CUSIP	----- Original Ratings -----				----- Ratings Change / Change Date ⁽¹⁾ -----				
		Fitch	Moody's	DBRS	S&P	Fitch	Moody's	DBRS	S&P	
A-1	59024QAA8	NR	Aaa	NR	AAA					
A-2A	59024QAB6	NR	Aaa	NR	AAA					
A-2B	59024QAC4	NR	Aaa	NR	AAA					
A-2C	59024QAD2	NR	Aaa	NR	AAA					
A-2D	59024QAE0	NR	Aaa	NR	AAA					
M-1	59024QAF7	NR	Aa1	NR	AA+					
M-2	59024QAG5	NR	Aa2	NR	AA					
M-3	59024QAH3	NR	Aa3	NR	AA-				A	17-Oct-07
M-4	59024QAJ9	NR	A1	NR	A+				A-	17-Oct-07
M-5	59024QAK6	NR	A2	NR	A		A3	3-Dec-07	BBB	17-Oct-07
M-6	59024QAL4	NR	A3	NR	A-		Baa1	3-Dec-07	BBB	17-Oct-07
B-1	59024QAM2	NR	Baa1	NR	BBB+		Baa3	3-Dec-07	BBB-	17-Oct-07
B-2	59024QAN0	NR	Baa1	NR	BBB		Ba1	3-Dec-07	BB+	17-Oct-07
B-3	59024QAP5	NR	Baa2	NR	BBB-		B1	3-Dec-07	BB+	17-Oct-07
C	59024QAR1	NR	NR	NR	NR					
P	59024QAQ3	NR	NR	NR	NR					
R	59024QAS9	NR	NR	NR	AAA					

NR - Designates that the class was not rated by the rating agency.

⁽¹⁾ Changed ratings provided on this report are based on information provided by the applicable rating agency via electronic transmission. It shall be understood that this transmission will generally have been provided to LaSalle within 30 days of the payment date listed on this statement. Because ratings may have changed during the 30 day window, or may not be being provided by the rating agency in an electronic format and therefore not being updated on this report, LaSalle recommends that investors obtain current rating information directly from the rating agency.



**First Franklin Mortgage Loan Trust
Mortgage Loan Asset-Backed Certificates
Series 2007-2**

Distribution Date: 26-Dec-07

Asset-Backed Facts ~ 15 Month Historical Loan Status Summary Part I (as of Cut-Off)

Distribution Date	Current		Delinq 1 Month		Delinq 2 Months		Delinq 3+ Months		Bankruptcy		Foreclosure		REO	
	Count	Balance	Count	Balance	Count	Balance	Count	Balance	Count	Balance	Count	Balance	Count	Balance
Total (All Loans)														
26-Dec-07	8,355	1,581,701,442	465	95,651,922	242	55,157,361	32	6,098,729	29	5,849,600	501	144,050,023	42	8,553,418
26-Nov-07	8,670	1,645,371,585	404	88,380,928	189	48,121,876	45	9,831,562	20	3,813,264	366	107,077,794	18	3,101,263
25-Oct-07	8,901	1,700,487,427	356	78,829,706	224	54,952,432	35	7,976,292	20	3,644,260	234	70,771,773	5	516,218
25-Sep-07	9,192	1,769,037,926	326	74,339,607	170	48,086,836	15	2,836,300	16	2,721,905	103	30,132,682	0	0
27-Aug-07	9,485	1,839,176,787	251	63,064,806	82	21,268,629	4	818,857	13	1,998,055	45	13,283,126	0	0
25-Jul-07	9,748	1,910,595,170	172	44,231,965	47	13,287,126	1	283,710	13	1,918,577	7	1,552,101	0	0
25-Jun-07	9,961	1,962,971,143	68	19,578,180	5	1,634,399	0	0	7	1,250,555	0	0	0	0
25-May-07	10,066	1,992,680,752	9	2,626,464	0	0	0	0	0	0	0	0	0	0

Total (All Loans)														
26-Dec-07	86.44%	83.38%	4.81%	5.04%	2.50%	2.91%	0.33%	0.32%	0.30%	0.31%	5.18%	7.59%	0.43%	0.45%
26-Nov-07	89.27%	86.34%	4.16%	4.64%	1.95%	2.53%	0.46%	0.52%	0.21%	0.20%	3.77%	5.62%	0.19%	0.16%
25-Oct-07	91.06%	88.70%	3.64%	4.11%	2.29%	2.87%	0.36%	0.42%	0.20%	0.19%	2.39%	3.69%	0.05%	0.03%
25-Sep-07	93.59%	91.80%	3.32%	3.86%	1.73%	2.50%	0.15%	0.15%	0.16%	0.14%	1.05%	1.56%	0.00%	0.00%
27-Aug-07	96.00%	94.82%	2.54%	3.25%	0.83%	1.10%	0.04%	0.04%	0.13%	0.10%	0.46%	0.68%	0.00%	0.00%
25-Jul-07	97.60%	96.89%	1.72%	2.24%	0.47%	0.67%	0.01%	0.01%	0.13%	0.10%	0.07%	0.08%	0.00%	0.00%
25-Jun-07	99.20%	98.87%	0.68%	0.99%	0.05%	0.08%	0.00%	0.00%	0.07%	0.06%	0.00%	0.00%	0.00%	0.00%
25-May-07	99.91%	99.87%	0.09%	0.13%	0.00%	0.00%	0.00%	0.00%	0.00%	0.00%	0.00%	0.00%	0.00%	0.00%

Loan status figures for periods prior to October 2007 do not reflect active REO loans for the respective period.



**First Franklin Mortgage Loan Trust
Mortgage Loan Asset-Backed Certificates
Series 2007-2**

Distribution Date: 26-Dec-07

Asset-Backed Facts ~ 15 Month Historical Loan Status Summary Part I (as of Cut-Off)

Distribution Date	Current		Delinq 1 Month		Delinq 2 Months		Delinq 3+ Months		Bankruptcy		Foreclosure		REO	
	Count	Balance	Count	Balance	Count	Balance	Count	Balance	Count	Balance	Count	Balance	Count	Balance
Group 1 - Total														
26-Dec-07	3,229	603,216,558	149	28,696,726	82	16,845,733	16	2,683,268	8	1,573,272	157	33,936,071	12	1,759,355
26-Nov-07	3,341	625,176,963	126	24,594,881	62	13,261,171	22	4,525,187	7	1,481,883	111	23,044,360	4	465,886
25-Oct-07	3,425	641,323,611	106	21,790,458	86	17,248,178	15	3,862,454	6	1,346,147	63	12,990,383	1	142,555
25-Sep-07	3,523	661,639,390	120	24,255,331	49	10,268,191	4	861,446	4	865,189	28	5,979,580	0	0
27-Aug-07	3,635	685,111,787	75	15,466,125	24	5,234,112	3	765,329	4	778,421	12	2,359,707	0	0
25-Jul-07	3,716	702,204,095	52	10,299,556	16	3,832,555	1	283,710	5	911,572	2	223,313	0	0
25-Jun-07	3,787	716,228,072	22	5,578,970	1	283,769	0	0	3	645,487	0	0	0	0
25-May-07	3,826	725,825,372	3	794,544	0	0	0	0	0	0	0	0	0	0

Group 1 - Total														
26-Dec-07	88.39%	87.59%	4.08%	4.17%	2.24%	2.45%	0.44%	0.39%	0.22%	0.23%	4.30%	4.93%	0.33%	0.26%
26-Nov-07	90.96%	90.27%	3.43%	3.55%	1.69%	1.91%	0.60%	0.65%	0.19%	0.21%	3.02%	3.33%	0.11%	0.07%
25-Oct-07	92.52%	91.79%	2.86%	3.12%	2.32%	2.47%	0.41%	0.55%	0.16%	0.19%	1.70%	1.86%	0.03%	0.02%
25-Sep-07	94.50%	94.00%	3.22%	3.45%	1.31%	1.46%	0.11%	0.12%	0.11%	0.12%	0.75%	0.85%	0.00%	0.00%
27-Aug-07	96.86%	96.53%	2.00%	2.18%	0.64%	0.74%	0.08%	0.11%	0.11%	0.11%	0.32%	0.33%	0.00%	0.00%
25-Jul-07	98.00%	97.83%	1.37%	1.43%	0.42%	0.53%	0.03%	0.04%	0.13%	0.13%	0.05%	0.03%	0.00%	0.00%
25-Jun-07	99.32%	99.10%	0.58%	0.77%	0.03%	0.04%	0.00%	0.00%	0.08%	0.09%	0.00%	0.00%	0.00%	0.00%
25-May-07	99.92%	99.89%	0.08%	0.11%	0.00%	0.00%	0.00%	0.00%	0.00%	0.00%	0.00%	0.00%	0.00%	0.00%

Loan status figures for periods prior to October 2007 do not reflect active REO loans for the respective period.



**First Franklin Mortgage Loan Trust
Mortgage Loan Asset-Backed Certificates
Series 2007-2**

Distribution Date: 26-Dec-07

Asset-Backed Facts ~ 15 Month Historical Loan Status Summary Part I (as of Cut-Off)

Distribution Date	Current		Delinq 1 Month		Delinq 2 Months		Delinq 3+ Months		Bankruptcy		Foreclosure		REO		
	Count	Balance	Count	Balance	Count	Balance	Count	Balance	Count	Balance	Count	Balance	Count	Balance	
Group 1 Fixed															
26-Dec-07	774	124,115,400	27	3,712,492	11	1,599,187	5	601,029	2	450,677	27	3,797,632	2	220,355	
26-Nov-07	788	125,800,919	26	3,730,602	9	1,149,890	3	502,128	3	736,033	22	3,035,183	1	142,490	
25-Oct-07	804	128,309,945	19	2,600,685	17	2,322,221	4	550,236	2	593,891	10	1,460,294	1	142,555	
25-Sep-07	822	131,191,089	22	3,175,269	9	1,128,155	2	292,548	1	308,566	5	756,455	0	0	
27-Aug-07	841	134,133,519	14	2,087,562	5	686,320	0	0	2	369,052	2	301,460	0	0	
25-Jul-07	855	136,546,321	13	1,887,066	2	424,546	0	0	2	369,147	1	103,508	0	0	
25-Jun-07	871	138,726,824	4	831,269	0	0	0	0	1	308,785	0	0	0	0	
25-May-07	879	140,569,100	0	0	0	0	0	0	0	0	0	0	0	0	

Group 1 Fixed															
26-Dec-07	91.27%	92.28%	3.18%	2.76%	1.30%	1.19%	0.59%	0.45%	0.24%	0.34%	3.18%	2.82%	0.24%	0.16%	
26-Nov-07	92.49%	93.12%	3.05%	2.76%	1.06%	0.85%	0.35%	0.37%	0.35%	0.54%	2.58%	2.25%	0.12%	0.11%	
25-Oct-07	93.82%	94.36%	2.22%	1.91%	1.98%	1.71%	0.47%	0.40%	0.23%	0.44%	1.17%	1.07%	0.12%	0.10%	
25-Sep-07	95.47%	95.86%	2.56%	2.32%	1.05%	0.82%	0.23%	0.21%	0.12%	0.23%	0.58%	0.55%	0.00%	0.00%	
27-Aug-07	97.34%	97.50%	1.62%	1.52%	0.58%	0.50%	0.00%	0.00%	0.23%	0.27%	0.23%	0.22%	0.00%	0.00%	
25-Jul-07	97.94%	98.00%	1.49%	1.35%	0.23%	0.30%	0.00%	0.00%	0.23%	0.26%	0.11%	0.07%	0.00%	0.00%	
25-Jun-07	99.43%	99.18%	0.46%	0.59%	0.00%	0.00%	0.00%	0.00%	0.11%	0.22%	0.00%	0.00%	0.00%	0.00%	
25-May-07	100.00%	100.00%	0.00%	0.00%	0.00%	0.00%	0.00%	0.00%	0.00%	0.00%	0.00%	0.00%	0.00%	0.00%	

Loan status figures for periods prior to October 2007 do not reflect active REO loans for the respective period.



**First Franklin Mortgage Loan Trust
Mortgage Loan Asset-Backed Certificates
Series 2007-2**

Distribution Date: 26-Dec-07

Asset-Backed Facts ~ 15 Month Historical Loan Status Summary Part I (as of Cut-Off)

Distribution Date	Current		Delinq 1 Month		Delinq 2 Months		Delinq 3+ Months		Bankruptcy		Foreclosure		REO	
	Count	Balance	Count	Balance	Count	Balance	Count	Balance	Count	Balance	Count	Balance	Count	Balance
Group 1 ARM														
26-Dec-07	2,455	479,101,158	122	24,984,234	71	15,246,546	11	2,082,238	6	1,122,595	130	30,138,439	10	1,539,000
26-Nov-07	2,553	499,376,044	100	20,864,279	53	12,111,282	19	4,023,060	4	745,850	89	20,009,177	3	323,397
25-Oct-07	2,621	513,013,666	87	19,189,773	69	14,925,957	11	3,312,218	4	752,256	53	11,530,089	0	0
25-Sep-07	2,701	530,448,301	98	21,080,062	40	9,140,036	2	568,897	3	556,623	23	5,223,126	0	0
27-Aug-07	2,794	550,978,268	61	13,378,563	19	4,547,793	3	765,329	2	409,370	10	2,058,247	0	0
25-Jul-07	2,861	565,657,774	39	8,412,490	14	3,408,008	1	283,710	3	542,425	1	119,805	0	0
25-Jun-07	2,916	577,501,248	18	4,747,701	1	283,769	0	0	2	336,702	0	0	0	0
25-May-07	2,947	585,256,272	3	794,544	0	0	0	0	0	0	0	0	0	0

Group 1 ARM														
26-Dec-07	87.52%	86.45%	4.35%	4.51%	2.53%	2.75%	0.39%	0.38%	0.21%	0.20%	4.63%	5.44%	0.36%	0.28%
26-Nov-07	90.50%	89.58%	3.54%	3.74%	1.88%	2.17%	0.67%	0.72%	0.14%	0.13%	3.15%	3.59%	0.11%	0.06%
25-Oct-07	92.13%	91.17%	3.06%	3.41%	2.43%	2.65%	0.39%	0.59%	0.14%	0.13%	1.86%	2.05%	0.00%	0.00%
25-Sep-07	94.21%	93.55%	3.42%	3.72%	1.40%	1.61%	0.07%	0.10%	0.10%	0.10%	0.80%	0.92%	0.00%	0.00%
27-Aug-07	96.71%	96.30%	2.11%	2.34%	0.66%	0.79%	0.10%	0.13%	0.07%	0.07%	0.35%	0.36%	0.00%	0.00%
25-Jul-07	98.01%	97.79%	1.34%	1.45%	0.48%	0.59%	0.03%	0.05%	0.10%	0.09%	0.03%	0.02%	0.00%	0.00%
25-Jun-07	99.28%	99.08%	0.61%	0.81%	0.03%	0.05%	0.00%	0.00%	0.07%	0.06%	0.00%	0.00%	0.00%	0.00%
25-May-07	99.90%	99.86%	0.10%	0.14%	0.00%	0.00%	0.00%	0.00%	0.00%	0.00%	0.00%	0.00%	0.00%	0.00%

Loan status figures for periods prior to October 2007 do not reflect active REO loans for the respective period.



**First Franklin Mortgage Loan Trust
Mortgage Loan Asset-Backed Certificates
Series 2007-2**

Distribution Date: 26-Dec-07

Asset-Backed Facts ~ 15 Month Historical Loan Status Summary Part I (as of Cut-Off)

Distribution Date	Current		Delinq 1 Month		Delinq 2 Months		Delinq 3+ Months		Bankruptcy		Foreclosure		REO	
	Count	Balance	Count	Balance	Count	Balance	Count	Balance	Count	Balance	Count	Balance	Count	Balance
Group 2 - Total														
26-Dec-07	5,126	978,484,884	316	66,955,196	160	38,311,628	16	3,415,461	21	4,276,329	344	110,113,952	30	6,794,063
26-Nov-07	5,329	1,020,194,622	278	63,786,047	127	34,860,705	23	5,306,375	13	2,331,381	255	84,033,434	14	2,635,377
25-Oct-07	5,476	1,059,163,816	250	57,039,248	138	37,704,254	20	4,113,838	14	2,298,113	171	57,781,390	4	373,663
25-Sep-07	5,669	1,107,398,535	206	50,084,276	121	37,818,645	11	1,974,855	12	1,856,716	75	24,153,102	0	0
27-Aug-07	5,850	1,154,065,000	176	47,598,681	58	16,034,516	1	53,528	9	1,219,633	33	10,923,419	0	0
25-Jul-07	6,032	1,208,391,074	120	33,932,409	31	9,454,571	0	0	8	1,007,004	5	1,328,788	0	0
25-Jun-07	6,174	1,246,743,071	46	13,999,210	4	1,350,630	0	0	4	605,068	0	0	0	0
25-May-07	6,240	1,266,855,381	6	1,831,920	0	0	0	0	0	0	0	0	0	0

Group 2 - Total														
26-Dec-07	85.25%	80.98%	5.26%	5.54%	2.66%	3.17%	0.27%	0.28%	0.35%	0.35%	5.72%	9.11%	0.50%	0.56%
26-Nov-07	88.24%	84.09%	4.60%	5.26%	2.10%	2.87%	0.38%	0.44%	0.22%	0.19%	4.22%	6.93%	0.23%	0.22%
25-Oct-07	90.17%	86.93%	4.12%	4.68%	2.27%	3.09%	0.33%	0.34%	0.23%	0.19%	2.82%	4.74%	0.07%	0.03%
25-Sep-07	93.03%	90.53%	3.38%	4.09%	1.99%	3.09%	0.18%	0.16%	0.20%	0.15%	1.23%	1.97%	0.00%	0.00%
27-Aug-07	95.48%	93.83%	2.87%	3.87%	0.95%	1.30%	0.02%	0.00%	0.15%	0.10%	0.54%	0.89%	0.00%	0.00%
25-Jul-07	97.35%	96.35%	1.94%	2.71%	0.50%	0.75%	0.00%	0.00%	0.13%	0.08%	0.08%	0.11%	0.00%	0.00%
25-Jun-07	99.13%	98.74%	0.74%	1.11%	0.06%	0.11%	0.00%	0.00%	0.06%	0.05%	0.00%	0.00%	0.00%	0.00%
25-May-07	99.90%	99.86%	0.10%	0.14%	0.00%	0.00%	0.00%	0.00%	0.00%	0.00%	0.00%	0.00%	0.00%	0.00%

Loan status figures for periods prior to October 2007 do not reflect active REO loans for the respective period.



**First Franklin Mortgage Loan Trust
Mortgage Loan Asset-Backed Certificates
Series 2007-2**

Distribution Date: 26-Dec-07

Asset-Backed Facts ~ 15 Month Historical Loan Status Summary Part I (as of Cut-Off)

Distribution Date	Current		Delinq 1 Month		Delinq 2 Months		Delinq 3+ Months		Bankruptcy		Foreclosure		REO	
	Count	Balance	Count	Balance	Count	Balance	Count	Balance	Count	Balance	Count	Balance	Count	Balance
Group 2 Fixed														
26-Dec-07	1,577	192,157,727	81	10,317,384	42	5,559,175	9	1,763,338	7	1,196,389	63	10,220,310	10	1,559,863
26-Nov-07	1,626	198,049,306	75	10,021,059	28	4,425,604	8	959,394	6	825,177	47	8,118,088	8	1,322,103
25-Oct-07	1,651	201,292,367	75	10,948,089	31	4,795,996	6	842,377	7	748,903	37	6,362,164	1	58,611
25-Sep-07	1,702	208,494,038	60	9,021,192	27	4,710,497	3	293,438	6	687,242	18	3,144,963	0	0
27-Aug-07	1,742	215,501,454	54	7,615,725	16	2,298,178	0	0	7	750,803	7	1,251,813	0	0
25-Jul-07	1,799	224,775,005	30	3,881,215	4	479,148	0	0	6	538,121	3	501,342	0	0
25-Jun-07	1,837	229,379,889	9	1,615,396	2	468,439	0	0	3	332,858	0	0	0	0
25-May-07	1,853	232,198,533	2	468,581	0	0	0	0	0	0	0	0	0	0

Group 2 Fixed														
26-Dec-07	88.15%	86.26%	4.53%	4.63%	2.35%	2.50%	0.50%	0.79%	0.39%	0.54%	3.52%	4.59%	0.56%	0.70%
26-Nov-07	90.43%	88.53%	4.17%	4.48%	1.56%	1.98%	0.44%	0.43%	0.33%	0.37%	2.61%	3.63%	0.44%	0.59%
25-Oct-07	91.32%	89.44%	4.15%	4.86%	1.71%	2.13%	0.33%	0.37%	0.39%	0.33%	2.05%	2.83%	0.06%	0.03%
25-Sep-07	93.72%	92.11%	3.30%	3.99%	1.49%	2.08%	0.17%	0.13%	0.33%	0.30%	0.99%	1.39%	0.00%	0.00%
27-Aug-07	95.40%	94.76%	2.96%	3.35%	0.88%	1.01%	0.00%	0.00%	0.38%	0.33%	0.38%	0.55%	0.00%	0.00%
25-Jul-07	97.67%	97.65%	1.63%	1.69%	0.22%	0.21%	0.00%	0.00%	0.33%	0.23%	0.16%	0.22%	0.00%	0.00%
25-Jun-07	99.24%	98.96%	0.49%	0.70%	0.11%	0.20%	0.00%	0.00%	0.16%	0.14%	0.00%	0.00%	0.00%	0.00%
25-May-07	99.89%	99.80%	0.11%	0.20%	0.00%	0.00%	0.00%	0.00%	0.00%	0.00%	0.00%	0.00%	0.00%	0.00%

Loan status figures for periods prior to October 2007 do not reflect active REO loans for the respective period.



**First Franklin Mortgage Loan Trust
Mortgage Loan Asset-Backed Certificates
Series 2007-2**

Distribution Date: 26-Dec-07

Asset-Backed Facts ~ 15 Month Historical Loan Status Summary Part I (as of Cut-Off)

Distribution Date	Current		Delinq 1 Month		Delinq 2 Months		Delinq 3+ Months		Bankruptcy		Foreclosure		REO	
	Count	Balance	Count	Balance	Count	Balance	Count	Balance	Count	Balance	Count	Balance	Count	Balance
Group 2 ARM														
26-Dec-07	3,549	786,327,158	235	56,637,812	118	32,752,454	7	1,652,124	14	3,079,940	281	99,893,642	20	5,234,200
26-Nov-07	3,703	822,145,315	203	53,764,988	99	30,435,101	15	4,346,980	7	1,506,204	208	75,915,346	6	1,313,274
25-Oct-07	3,825	857,871,449	175	46,091,160	107	32,908,258	14	3,271,461	7	1,549,210	134	51,419,226	3	315,051
25-Sep-07	3,967	898,904,497	146	41,063,084	94	33,108,148	8	1,681,417	6	1,169,474	57	21,008,139	0	0
27-Aug-07	4,108	938,563,546	122	39,982,956	42	13,736,338	1	53,528	2	468,830	26	9,671,606	0	0
25-Jul-07	4,233	983,616,070	90	30,051,194	27	8,975,423	0	0	2	468,883	2	827,446	0	0
25-Jun-07	4,337	1,017,363,182	37	12,383,814	2	882,191	0	0	1	272,210	0	0	0	0
25-May-07	4,387	1,034,656,847	4	1,363,338	0	0	0	0	0	0	0	0	0	0

Group 2 ARM														
26-Dec-07	84.02%	79.78%	5.56%	5.75%	2.79%	3.32%	0.17%	0.17%	0.33%	0.31%	6.65%	10.14%	0.47%	0.53%
26-Nov-07	87.31%	83.09%	4.79%	5.43%	2.33%	3.08%	0.35%	0.44%	0.17%	0.15%	4.90%	7.67%	0.14%	0.13%
25-Oct-07	89.68%	86.35%	4.10%	4.64%	2.51%	3.31%	0.33%	0.33%	0.16%	0.16%	3.14%	5.18%	0.07%	0.03%
25-Sep-07	92.73%	90.17%	3.41%	4.12%	2.20%	3.32%	0.19%	0.17%	0.14%	0.12%	1.33%	2.11%	0.00%	0.00%
27-Aug-07	95.51%	93.62%	2.84%	3.99%	0.98%	1.37%	0.02%	0.01%	0.05%	0.05%	0.60%	0.96%	0.00%	0.00%
25-Jul-07	97.22%	96.06%	2.07%	2.93%	0.62%	0.88%	0.00%	0.00%	0.05%	0.05%	0.05%	0.08%	0.00%	0.00%
25-Jun-07	99.09%	98.69%	0.85%	1.20%	0.05%	0.09%	0.00%	0.00%	0.02%	0.03%	0.00%	0.00%	0.00%	0.00%
25-May-07	99.91%	99.87%	0.09%	0.13%	0.00%	0.00%	0.00%	0.00%	0.00%	0.00%	0.00%	0.00%	0.00%	0.00%

Loan status figures for periods prior to October 2007 do not reflect active REO loans for the respective period.



**First Franklin Mortgage Loan Trust
Mortgage Loan Asset-Backed Certificates
Series 2007-2**

**Distribution Date: 26-Dec-07
Asset-Backed Facts ~ 15 Month Historical Loan Status Summary Part II (as of Cut-Off)**

Distribution Date	----- In Foreclosure and Delinquent -----								----- In REO and Delinquent -----								----- In Bankruptcy and Delinquent -----							
	Current #	Current Balance	31-60 Days #	31-60 Days Balance	61-90 Days #	61-90 Days Balance	90 + Days #	90 + Days Balance	Current #	Current Balance	31-60 Days #	31-60 Days Balance	61-90 Days #	61-90 Days Balance	90 + Days #	90 + Days Balance	Current #	Current Balance	31-60 Days #	31-60 Days Balance	61-90 Days #	61-90 Days Balance	90 + Days #	90 + Days Balance
Total (All Loans)																								
26-Dec-07	1	143,792	1	198,991	3	825,319	496	142,881,921	0	0	0	0	0	0	42	8,553,418	8	1,573,239	3	304,169	0	0	18	3,972,193
26-Nov-07	0	0	0	0	2	329,464	364	106,748,330	0	0	0	0	0	0	18	3,101,263	8	1,706,291	1	168,900	1	142,354	10	1,795,719
25-Oct-07	0	0	0	0	0	0	234	70,771,773	0	0	0	0	0	0	5	516,218	11	2,327,267	1	168,900	1	147,307	7	1,000,786
25-Sep-07	0	0	0	0	0	0	103	30,132,682	0	0	0	0	0	0	0	0	10	1,745,389	2	350,838	2	294,427	2	331,250
27-Aug-07	0	0	0	0	19	6,490,417	26	6,792,709	0	0	0	0	0	0	0	0	11	1,725,872	1	75,563	0	0	1	196,620
25-Jul-07	0	0	1	407,725	5	1,072,574	1	71,802	0	0	0	0	0	0	0	0	11	1,589,000	0	0	2	329,576	0	0
25-Jun-07	0	0	0	0	0	0	0	0	0	0	0	0	0	0	0	0	6	1,117,632	1	132,922	0	0	0	0
25-May-07	0	0	0	0	0	0	0	0	0	0	0	0	0	0	0	0	0	0	0	0	0	0	0	0

Total (All Loans)																								
26-Dec-07	0.00%	0.01%	0.01%	0.01%	0.03%	0.04%	5.13%	7.53%	0.00%	0.00%	0.00%	0.00%	0.00%	0.00%	0.43%	0.45%	0.08%	0.08%	0.03%	0.02%	0.00%	0.00%	0.19%	0.21%
26-Nov-07	0.00%	0.00%	0.00%	0.00%	0.02%	0.02%	3.75%	5.60%	0.00%	0.00%	0.00%	0.00%	0.00%	0.00%	0.19%	0.16%	0.08%	0.09%	0.01%	0.01%	0.01%	0.01%	0.10%	0.09%
25-Oct-07	0.00%	0.00%	0.00%	0.00%	0.00%	0.00%	2.39%	3.69%	0.00%	0.00%	0.00%	0.00%	0.00%	0.00%	0.05%	0.03%	0.11%	0.12%	0.01%	0.01%	0.01%	0.01%	0.07%	0.05%
25-Sep-07	0.00%	0.00%	0.00%	0.00%	0.00%	0.00%	1.05%	1.56%	0.00%	0.00%	0.00%	0.00%	0.00%	0.00%	0.00%	0.00%	0.10%	0.09%	0.02%	0.02%	0.02%	0.02%	0.02%	0.02%
27-Aug-07	0.00%	0.00%	0.00%	0.00%	0.19%	0.33%	0.26%	0.35%	0.00%	0.00%	0.00%	0.00%	0.00%	0.00%	0.00%	0.00%	0.11%	0.09%	0.01%	0.00%	0.00%	0.00%	0.01%	0.01%
25-Jul-07	0.00%	0.00%	0.01%	0.02%	0.05%	0.05%	0.01%	0.00%	0.00%	0.00%	0.00%	0.00%	0.00%	0.00%	0.00%	0.00%	0.11%	0.08%	0.00%	0.00%	0.02%	0.02%	0.00%	0.00%
25-Jun-07	0.00%	0.00%	0.00%	0.00%	0.00%	0.00%	0.00%	0.00%	0.00%	0.00%	0.00%	0.00%	0.00%	0.00%	0.00%	0.00%	0.06%	0.06%	0.01%	0.01%	0.00%	0.00%	0.00%	0.00%
25-May-07	0.00%	0.00%	0.00%	0.00%	0.00%	0.00%	0.00%	0.00%	0.00%	0.00%	0.00%	0.00%	0.00%	0.00%	0.00%	0.00%	0.00%	0.00%	0.00%	0.00%	0.00%	0.00%	0.00%	0.00%

Loan status figures for periods prior to October 2007 do not reflect active REO loans for the respective period.



**First Franklin Mortgage Loan Trust
Mortgage Loan Asset-Backed Certificates
Series 2007-2**

**Distribution Date: 26-Dec-07
Asset-Backed Facts ~ 15 Month Historical Loan Status Summary Part II (as of Cut-Off)**

Distribution Date	----- In Foreclosure and Delinquent -----								----- In REO and Delinquent -----								----- In Bankruptcy and Delinquent -----							
	Current #	Current Balance	31-60 Days #	31-60 Days Balance	61-90 Days #	61-90 Days Balance	90 + Days #	90 + Days Balance	Current #	Current Balance	31-60 Days #	31-60 Days Balance	61-90 Days #	61-90 Days Balance	90 + Days #	90 + Days Balance	Current #	Current Balance	31-60 Days #	31-60 Days Balance	61-90 Days #	61-90 Days Balance	90 + Days #	90 + Days Balance
Group 1 - Total																								
26-Dec-07	0	0	1	198,991	0	0	156	33,737,081	0	0	0	0	0	0	12	1,759,355	3	650,414	0	0	0	0	5	922,857
26-Nov-07	0	0	0	0	1	127,550	110	22,916,810	0	0	0	0	0	0	4	465,886	5	1,076,950	0	0	1	142,354	1	262,578
25-Oct-07	0	0	0	0	0	0	63	12,990,383	0	0	0	0	0	0	1	142,555	4	936,061	0	0	1	147,307	1	262,779
25-Sep-07	0	0	0	0	0	0	28	5,979,580	0	0	0	0	0	0	0	0	2	514,350	2	350,838	0	0	0	0
27-Aug-07	0	0	0	0	4	883,123	8	1,476,585	0	0	0	0	0	0	0	0	4	778,421	0	0	0	0	0	0
25-Jul-07	0	0	0	0	2	223,313	0	0	0	0	0	0	0	0	0	0	4	778,669	0	0	1	132,903	0	0
25-Jun-07	0	0	0	0	0	0	0	0	0	0	0	0	0	0	0	0	2	512,565	1	132,922	0	0	0	0
25-May-07	0	0	0	0	0	0	0	0	0	0	0	0	0	0	0	0	0	0	0	0	0	0	0	0

Group 1 - Total																								
26-Dec-07	0.00%	0.00%	0.03%	0.03%	0.00%	0.00%	4.27%	4.90%	0.00%	0.00%	0.00%	0.00%	0.00%	0.00%	0.33%	0.26%	0.08%	0.09%	0.00%	0.00%	0.00%	0.00%	0.14%	0.13%
26-Nov-07	0.00%	0.00%	0.00%	0.00%	0.03%	0.02%	2.99%	3.31%	0.00%	0.00%	0.00%	0.00%	0.00%	0.00%	0.11%	0.07%	0.14%	0.16%	0.00%	0.00%	0.03%	0.02%	0.03%	0.04%
25-Oct-07	0.00%	0.00%	0.00%	0.00%	0.00%	0.00%	1.70%	1.86%	0.00%	0.00%	0.00%	0.00%	0.00%	0.00%	0.03%	0.02%	0.11%	0.13%	0.00%	0.00%	0.03%	0.02%	0.03%	0.04%
25-Sep-07	0.00%	0.00%	0.00%	0.00%	0.00%	0.00%	0.75%	0.85%	0.00%	0.00%	0.00%	0.00%	0.00%	0.00%	0.00%	0.00%	0.05%	0.07%	0.05%	0.05%	0.00%	0.00%	0.00%	0.00%
27-Aug-07	0.00%	0.00%	0.00%	0.00%	0.11%	0.12%	0.21%	0.21%	0.00%	0.00%	0.00%	0.00%	0.00%	0.00%	0.00%	0.00%	0.11%	0.11%	0.00%	0.00%	0.00%	0.00%	0.00%	0.00%
25-Jul-07	0.00%	0.00%	0.00%	0.00%	0.05%	0.03%	0.00%	0.00%	0.00%	0.00%	0.00%	0.00%	0.00%	0.00%	0.00%	0.00%	0.11%	0.11%	0.00%	0.00%	0.03%	0.02%	0.00%	0.00%
25-Jun-07	0.00%	0.00%	0.00%	0.00%	0.00%	0.00%	0.00%	0.00%	0.00%	0.00%	0.00%	0.00%	0.00%	0.00%	0.00%	0.00%	0.05%	0.07%	0.03%	0.02%	0.00%	0.00%	0.00%	0.00%
25-May-07	0.00%	0.00%	0.00%	0.00%	0.00%	0.00%	0.00%	0.00%	0.00%	0.00%	0.00%	0.00%	0.00%	0.00%	0.00%	0.00%	0.00%	0.00%	0.00%	0.00%	0.00%	0.00%	0.00%	0.00%

Loan status figures for periods prior to October 2007 do not reflect active REO loans for the respective period.



**First Franklin Mortgage Loan Trust
Mortgage Loan Asset-Backed Certificates
Series 2007-2**

**Distribution Date: 26-Dec-07
Asset-Backed Facts ~ 15 Month Historical Loan Status Summary Part II (as of Cut-Off)**

Distribution Date	----- In Foreclosure and Delinquent -----								----- In REO and Delinquent -----								----- In Bankruptcy and Delinquent -----							
	Current #	Current Balance	31-60 Days #	31-60 Days Balance	61-90 Days #	61-90 Days Balance	90 + Days #	90 + Days Balance	Current #	Current Balance	31-60 Days #	31-60 Days Balance	61-90 Days #	61-90 Days Balance	90 + Days #	90 + Days Balance	Current #	Current Balance	31-60 Days #	31-60 Days Balance	61-90 Days #	61-90 Days Balance	90 + Days #	90 + Days Balance
Group 1 Fixed																								
26-Dec-07	0	0	0	0	0	0	27	3,797,632	0	0	0	0	0	0	2	220,355	1	308,341	0	0	0	0	1	142,336
26-Nov-07	0	0	0	0	0	0	22	3,035,183	0	0	0	0	0	0	1	142,490	2	593,679	0	0	1	142,354	0	0
25-Oct-07	0	0	0	0	0	0	10	1,460,294	0	0	0	0	0	0	1	142,555	2	593,891	0	0	0	0	0	0
25-Sep-07	0	0	0	0	0	0	5	756,455	0	0	0	0	0	0	0	0	1	308,566	0	0	0	0	0	0
27-Aug-07	0	0	0	0	1	198,001	1	103,459	0	0	0	0	0	0	0	0	2	369,052	0	0	0	0	0	0
25-Jul-07	0	0	0	0	1	103,508	0	0	0	0	0	0	0	0	0	0	2	369,147	0	0	0	0	0	0
25-Jun-07	0	0	0	0	0	0	0	0	0	0	0	0	0	0	0	0	1	308,785	0	0	0	0	0	0
25-May-07	0	0	0	0	0	0	0	0	0	0	0	0	0	0	0	0	0	0	0	0	0	0	0	0

Group 1 Fixed																								
26-Dec-07	0.00%	0.00%	0.00%	0.00%	0.00%	0.00%	3.18%	2.82%	0.00%	0.00%	0.00%	0.00%	0.00%	0.00%	0.24%	0.16%	0.12%	0.23%	0.00%	0.00%	0.00%	0.00%	0.12%	0.11%
26-Nov-07	0.00%	0.00%	0.00%	0.00%	0.00%	0.00%	2.58%	2.25%	0.00%	0.00%	0.00%	0.00%	0.00%	0.00%	0.12%	0.11%	0.23%	0.44%	0.00%	0.00%	0.12%	0.11%	0.00%	0.00%
25-Oct-07	0.00%	0.00%	0.00%	0.00%	0.00%	0.00%	1.17%	1.07%	0.00%	0.00%	0.00%	0.00%	0.00%	0.00%	0.12%	0.10%	0.23%	0.44%	0.00%	0.00%	0.00%	0.00%	0.00%	0.00%
25-Sep-07	0.00%	0.00%	0.00%	0.00%	0.00%	0.00%	0.58%	0.55%	0.00%	0.00%	0.00%	0.00%	0.00%	0.00%	0.00%	0.00%	0.12%	0.23%	0.00%	0.00%	0.00%	0.00%	0.00%	0.00%
27-Aug-07	0.00%	0.00%	0.00%	0.00%	0.12%	0.14%	0.12%	0.08%	0.00%	0.00%	0.00%	0.00%	0.00%	0.00%	0.00%	0.00%	0.23%	0.27%	0.00%	0.00%	0.00%	0.00%	0.00%	0.00%
25-Jul-07	0.00%	0.00%	0.00%	0.00%	0.11%	0.07%	0.00%	0.00%	0.00%	0.00%	0.00%	0.00%	0.00%	0.00%	0.00%	0.00%	0.23%	0.26%	0.00%	0.00%	0.00%	0.00%	0.00%	0.00%
25-Jun-07	0.00%	0.00%	0.00%	0.00%	0.00%	0.00%	0.00%	0.00%	0.00%	0.00%	0.00%	0.00%	0.00%	0.00%	0.00%	0.00%	0.11%	0.22%	0.00%	0.00%	0.00%	0.00%	0.00%	0.00%
25-May-07	0.00%	0.00%	0.00%	0.00%	0.00%	0.00%	0.00%	0.00%	0.00%	0.00%	0.00%	0.00%	0.00%	0.00%	0.00%	0.00%	0.00%	0.00%	0.00%	0.00%	0.00%	0.00%	0.00%	0.00%

Loan status figures for periods prior to October 2007 do not reflect active REO loans for the respective period.



**First Franklin Mortgage Loan Trust
Mortgage Loan Asset-Backed Certificates
Series 2007-2**

**Distribution Date: 26-Dec-07
Asset-Backed Facts ~ 15 Month Historical Loan Status Summary Part II (as of Cut-Off)**

Distribution Date	----- In Foreclosure and Delinquent -----								----- In REO and Delinquent -----								----- In Bankruptcy and Delinquent -----							
	Current #	Current Balance	31-60 Days #	31-60 Days Balance	61-90 Days #	61-90 Days Balance	90 + Days #	90 + Days Balance	Current #	Current Balance	31-60 Days #	31-60 Days Balance	61-90 Days #	61-90 Days Balance	90 + Days #	90 + Days Balance	Current #	Current Balance	31-60 Days #	31-60 Days Balance	61-90 Days #	61-90 Days Balance	90 + Days #	90 + Days Balance
Group 1 ARM																								
26-Dec-07	0	0	1	198,991	0	0	129	29,939,448	0	0	0	0	0	0	10	1,539,000	2	342,073	0	0	0	0	4	780,522
26-Nov-07	0	0	0	0	1	127,550	88	19,881,627	0	0	0	0	0	0	3	323,397	3	483,271	0	0	0	0	1	262,578
25-Oct-07	0	0	0	0	0	0	53	11,530,089	0	0	0	0	0	0	0	0	2	342,170	0	0	1	147,307	1	262,779
25-Sep-07	0	0	0	0	0	0	23	5,223,126	0	0	0	0	0	0	0	0	1	205,785	2	350,838	0	0	0	0
27-Aug-07	0	0	0	0	3	685,122	7	1,373,125	0	0	0	0	0	0	0	0	2	409,370	0	0	0	0	0	0
25-Jul-07	0	0	0	0	1	119,805	0	0	0	0	0	0	0	0	0	0	2	409,522	0	0	1	132,903	0	0
25-Jun-07	0	0	0	0	0	0	0	0	0	0	0	0	0	0	0	0	1	203,779	1	132,922	0	0	0	0
25-May-07	0	0	0	0	0	0	0	0	0	0	0	0	0	0	0	0	0	0	0	0	0	0	0	0

Group 1 ARM																								
26-Dec-07	0.00%	0.00%	0.04%	0.04%	0.00%	0.00%	4.60%	5.40%	0.00%	0.00%	0.00%	0.00%	0.00%	0.00%	0.36%	0.28%	0.07%	0.06%	0.00%	0.00%	0.00%	0.00%	0.14%	0.14%
26-Nov-07	0.00%	0.00%	0.00%	0.00%	0.04%	0.02%	3.12%	3.57%	0.00%	0.00%	0.00%	0.00%	0.00%	0.00%	0.11%	0.06%	0.11%	0.09%	0.00%	0.00%	0.00%	0.00%	0.04%	0.05%
25-Oct-07	0.00%	0.00%	0.00%	0.00%	0.00%	0.00%	1.86%	2.05%	0.00%	0.00%	0.00%	0.00%	0.00%	0.00%	0.00%	0.00%	0.07%	0.06%	0.00%	0.00%	0.04%	0.03%	0.04%	0.05%
25-Sep-07	0.00%	0.00%	0.00%	0.00%	0.00%	0.00%	0.80%	0.92%	0.00%	0.00%	0.00%	0.00%	0.00%	0.00%	0.00%	0.00%	0.03%	0.04%	0.07%	0.06%	0.00%	0.00%	0.00%	0.00%
27-Aug-07	0.00%	0.00%	0.00%	0.00%	0.10%	0.12%	0.24%	0.24%	0.00%	0.00%	0.00%	0.00%	0.00%	0.00%	0.00%	0.00%	0.07%	0.07%	0.00%	0.00%	0.00%	0.00%	0.00%	0.00%
25-Jul-07	0.00%	0.00%	0.00%	0.00%	0.03%	0.02%	0.00%	0.00%	0.00%	0.00%	0.00%	0.00%	0.00%	0.00%	0.00%	0.00%	0.07%	0.07%	0.00%	0.00%	0.03%	0.02%	0.00%	0.00%
25-Jun-07	0.00%	0.00%	0.00%	0.00%	0.00%	0.00%	0.00%	0.00%	0.00%	0.00%	0.00%	0.00%	0.00%	0.00%	0.00%	0.00%	0.03%	0.03%	0.03%	0.02%	0.00%	0.00%	0.00%	0.00%
25-May-07	0.00%	0.00%	0.00%	0.00%	0.00%	0.00%	0.00%	0.00%	0.00%	0.00%	0.00%	0.00%	0.00%	0.00%	0.00%	0.00%	0.00%	0.00%	0.00%	0.00%	0.00%	0.00%	0.00%	0.00%

Loan status figures for periods prior to October 2007 do not reflect active REO loans for the respective period.



**First Franklin Mortgage Loan Trust
Mortgage Loan Asset-Backed Certificates
Series 2007-2**

**Distribution Date: 26-Dec-07
Asset-Backed Facts ~ 15 Month Historical Loan Status Summary Part II (as of Cut-Off)**

Distribution Date	----- In Foreclosure and Delinquent -----								----- In REO and Delinquent -----								----- In Bankruptcy and Delinquent -----							
	Current #	Current Balance	31-60 Days #	31-60 Days Balance	61-90 Days #	61-90 Days Balance	90 + Days #	90 + Days Balance	Current #	Current Balance	31-60 Days #	31-60 Days Balance	61-90 Days #	61-90 Days Balance	90 + Days #	90 + Days Balance	Current #	Current Balance	31-60 Days #	31-60 Days Balance	61-90 Days #	61-90 Days Balance	90 + Days #	90 + Days Balance
Group 2 - Total																								
26-Dec-07	1	143,792	0	0	3	825,319	340	109,144,840	0	0	0	0	0	0	30	6,794,063	5	922,825	3	304,169	0	0	13	3,049,335
26-Nov-07	0	0	0	0	1	201,914	254	83,831,520	0	0	0	0	0	0	14	2,635,377	3	629,341	1	168,900	0	0	9	1,533,140
25-Oct-07	0	0	0	0	0	0	171	57,781,390	0	0	0	0	0	0	4	373,663	7	1,391,206	1	168,900	0	0	6	738,007
25-Sep-07	0	0	0	0	0	0	75	24,153,102	0	0	0	0	0	0	0	0	8	1,231,038	0	0	2	294,427	2	331,250
27-Aug-07	0	0	0	0	15	5,607,294	18	5,316,125	0	0	0	0	0	0	0	0	7	947,450	1	75,563	0	0	1	196,620
25-Jul-07	0	0	1	407,725	3	849,261	1	71,802	0	0	0	0	0	0	0	0	7	810,331	0	0	1	196,673	0	0
25-Jun-07	0	0	0	0	0	0	0	0	0	0	0	0	0	0	0	0	4	605,068	0	0	0	0	0	0
25-May-07	0	0	0	0	0	0	0	0	0	0	0	0	0	0	0	0	0	0	0	0	0	0	0	0

Group 2 - Total																								
26-Dec-07	0.00%	0.01%	0.00%	0.00%	0.05%	0.07%	5.65%	9.03%	0.00%	0.00%	0.00%	0.00%	0.00%	0.00%	0.50%	0.56%	0.08%	0.08%	0.05%	0.03%	0.00%	0.00%	0.22%	0.25%
26-Nov-07	0.00%	0.00%	0.00%	0.00%	0.02%	0.02%	4.21%	6.91%	0.00%	0.00%	0.00%	0.00%	0.00%	0.00%	0.23%	0.22%	0.05%	0.05%	0.02%	0.01%	0.00%	0.00%	0.15%	0.13%
25-Oct-07	0.00%	0.00%	0.00%	0.00%	0.00%	0.00%	2.82%	4.74%	0.00%	0.00%	0.00%	0.00%	0.00%	0.00%	0.07%	0.03%	0.12%	0.11%	0.02%	0.01%	0.00%	0.00%	0.10%	0.06%
25-Sep-07	0.00%	0.00%	0.00%	0.00%	0.00%	0.00%	1.23%	1.97%	0.00%	0.00%	0.00%	0.00%	0.00%	0.00%	0.00%	0.00%	0.13%	0.10%	0.00%	0.00%	0.03%	0.02%	0.03%	0.03%
27-Aug-07	0.00%	0.00%	0.00%	0.00%	0.24%	0.46%	0.29%	0.43%	0.00%	0.00%	0.00%	0.00%	0.00%	0.00%	0.00%	0.00%	0.11%	0.08%	0.02%	0.01%	0.00%	0.00%	0.02%	0.02%
25-Jul-07	0.00%	0.00%	0.02%	0.03%	0.05%	0.07%	0.02%	0.01%	0.00%	0.00%	0.00%	0.00%	0.00%	0.00%	0.00%	0.00%	0.11%	0.06%	0.00%	0.00%	0.02%	0.02%	0.00%	0.00%
25-Jun-07	0.00%	0.00%	0.00%	0.00%	0.00%	0.00%	0.00%	0.00%	0.00%	0.00%	0.00%	0.00%	0.00%	0.00%	0.00%	0.00%	0.06%	0.05%	0.00%	0.00%	0.00%	0.00%	0.00%	0.00%
25-May-07	0.00%	0.00%	0.00%	0.00%	0.00%	0.00%	0.00%	0.00%	0.00%	0.00%	0.00%	0.00%	0.00%	0.00%	0.00%	0.00%	0.00%	0.00%	0.00%	0.00%	0.00%	0.00%	0.00%	0.00%

Loan status figures for periods prior to October 2007 do not reflect active REO loans for the respective period.



**First Franklin Mortgage Loan Trust
Mortgage Loan Asset-Backed Certificates
Series 2007-2**

**Distribution Date: 26-Dec-07
Asset-Backed Facts ~ 15 Month Historical Loan Status Summary Part II (as of Cut-Off)**

Distribution Date	----- In Foreclosure and Delinquent -----								----- In REO and Delinquent -----								----- In Bankruptcy and Delinquent -----							
	Current #	Current Balance	31-60 Days #	31-60 Days Balance	61-90 Days #	61-90 Days Balance	90 + Days #	90 + Days Balance	Current #	Current Balance	31-60 Days #	31-60 Days Balance	61-90 Days #	61-90 Days Balance	90 + Days #	90 + Days Balance	Current #	Current Balance	31-60 Days #	31-60 Days Balance	61-90 Days #	61-90 Days Balance	90 + Days #	90 + Days Balance
Group 2 Fixed																								
26-Dec-07	0	0	0	0	1	128,944	62	10,091,365	0	0	0	0	0	0	10	1,559,863	1	113,604	2	224,169	0	0	4	858,616
26-Nov-07	0	0	0	0	0	0	47	8,118,088	0	0	0	0	0	0	8	1,322,103	2	168,955	1	168,900	0	0	3	487,323
25-Oct-07	0	0	0	0	0	0	37	6,362,164	0	0	0	0	0	0	1	58,611	4	442,640	1	168,900	0	0	2	137,363
25-Sep-07	0	0	0	0	0	0	18	3,144,963	0	0	0	0	0	0	0	0	5	611,689	0	0	1	75,554	0	0
27-Aug-07	0	0	0	0	3	670,957	4	580,856	0	0	0	0	0	0	0	0	6	675,240	1	75,563	0	0	0	0
25-Jul-07	0	0	0	0	2	429,540	1	71,802	0	0	0	0	0	0	0	0	6	538,121	0	0	0	0	0	0
25-Jun-07	0	0	0	0	0	0	0	0	0	0	0	0	0	0	0	0	3	332,858	0	0	0	0	0	0
25-May-07	0	0	0	0	0	0	0	0	0	0	0	0	0	0	0	0	0	0	0	0	0	0	0	0

Group 2 Fixed																								
26-Dec-07	0.00%	0.00%	0.00%	0.00%	0.06%	0.06%	3.47%	4.53%	0.00%	0.00%	0.00%	0.00%	0.00%	0.00%	0.56%	0.70%	0.06%	0.05%	0.11%	0.10%	0.00%	0.00%	0.22%	0.39%
26-Nov-07	0.00%	0.00%	0.00%	0.00%	0.00%	0.00%	2.61%	3.63%	0.00%	0.00%	0.00%	0.00%	0.00%	0.00%	0.44%	0.59%	0.11%	0.08%	0.06%	0.08%	0.00%	0.00%	0.17%	0.22%
25-Oct-07	0.00%	0.00%	0.00%	0.00%	0.00%	0.00%	2.05%	2.83%	0.00%	0.00%	0.00%	0.00%	0.00%	0.00%	0.06%	0.03%	0.22%	0.20%	0.06%	0.08%	0.00%	0.00%	0.11%	0.06%
25-Sep-07	0.00%	0.00%	0.00%	0.00%	0.00%	0.00%	0.99%	1.39%	0.00%	0.00%	0.00%	0.00%	0.00%	0.00%	0.00%	0.00%	0.28%	0.27%	0.00%	0.00%	0.06%	0.03%	0.00%	0.00%
27-Aug-07	0.00%	0.00%	0.00%	0.00%	0.16%	0.30%	0.22%	0.26%	0.00%	0.00%	0.00%	0.00%	0.00%	0.00%	0.00%	0.00%	0.33%	0.30%	0.05%	0.03%	0.00%	0.00%	0.00%	0.00%
25-Jul-07	0.00%	0.00%	0.00%	0.00%	0.11%	0.19%	0.05%	0.03%	0.00%	0.00%	0.00%	0.00%	0.00%	0.00%	0.00%	0.00%	0.33%	0.23%	0.00%	0.00%	0.00%	0.00%	0.00%	0.00%
25-Jun-07	0.00%	0.00%	0.00%	0.00%	0.00%	0.00%	0.00%	0.00%	0.00%	0.00%	0.00%	0.00%	0.00%	0.00%	0.00%	0.00%	0.16%	0.14%	0.00%	0.00%	0.00%	0.00%	0.00%	0.00%
25-May-07	0.00%	0.00%	0.00%	0.00%	0.00%	0.00%	0.00%	0.00%	0.00%	0.00%	0.00%	0.00%	0.00%	0.00%	0.00%	0.00%	0.00%	0.00%	0.00%	0.00%	0.00%	0.00%	0.00%	0.00%

Loan status figures for periods prior to October 2007 do not reflect active REO loans for the respective period.



**First Franklin Mortgage Loan Trust
Mortgage Loan Asset-Backed Certificates
Series 2007-2**

**Distribution Date: 26-Dec-07
Asset-Backed Facts ~ 15 Month Historical Loan Status Summary Part II (as of Cut-Off)**

Distribution Date	----- In Foreclosure and Delinquent -----								----- In REO and Delinquent -----								----- In Bankruptcy and Delinquent -----							
	Current #	Current Balance	31-60 Days #	31-60 Days Balance	61-90 Days #	61-90 Days Balance	90 + Days #	90 + Days Balance	Current #	Current Balance	31-60 Days #	31-60 Days Balance	61-90 Days #	61-90 Days Balance	90 + Days #	90 + Days Balance	Current #	Current Balance	31-60 Days #	31-60 Days Balance	61-90 Days #	61-90 Days Balance	90 + Days #	90 + Days Balance
Group 2 ARM																								
26-Dec-07	1	143,792	0	0	2	696,375	278	99,053,475	0	0	0	0	0	0	20	5,234,200	4	809,221	1	80,000	0	0	9	2,190,719
26-Nov-07	0	0	0	0	1	201,914	207	75,713,432	0	0	0	0	0	0	6	1,313,274	1	460,386	0	0	0	0	6	1,045,818
25-Oct-07	0	0	0	0	0	0	134	51,419,226	0	0	0	0	0	0	3	315,051	3	948,566	0	0	0	0	4	600,644
25-Sep-07	0	0	0	0	0	0	57	21,008,139	0	0	0	0	0	0	0	0	3	619,350	0	0	1	218,874	2	331,250
27-Aug-07	0	0	0	0	12	4,936,337	14	4,735,269	0	0	0	0	0	0	0	0	1	272,210	0	0	0	0	1	196,620
25-Jul-07	0	0	1	407,725	1	419,722	0	0	0	0	0	0	0	0	0	0	1	272,210	0	0	1	196,673	0	0
25-Jun-07	0	0	0	0	0	0	0	0	0	0	0	0	0	0	0	0	1	272,210	0	0	0	0	0	0
25-May-07	0	0	0	0	0	0	0	0	0	0	0	0	0	0	0	0	0	0	0	0	0	0	0	0

Group 2 ARM																								
26-Dec-07	0.00%	0.01%	0.00%	0.00%	0.05%	0.07%	6.58%	10.05%	0.00%	0.00%	0.00%	0.00%	0.00%	0.00%	0.47%	0.53%	0.09%	0.08%	0.02%	0.01%	0.00%	0.00%	0.21%	0.22%
26-Nov-07	0.00%	0.00%	0.00%	0.00%	0.02%	0.02%	4.88%	7.65%	0.00%	0.00%	0.00%	0.00%	0.00%	0.00%	0.14%	0.13%	0.02%	0.05%	0.00%	0.00%	0.00%	0.00%	0.14%	0.11%
25-Oct-07	0.00%	0.00%	0.00%	0.00%	0.00%	0.00%	3.14%	5.18%	0.00%	0.00%	0.00%	0.00%	0.00%	0.00%	0.07%	0.03%	0.07%	0.10%	0.00%	0.00%	0.00%	0.00%	0.09%	0.06%
25-Sep-07	0.00%	0.00%	0.00%	0.00%	0.00%	0.00%	1.33%	2.11%	0.00%	0.00%	0.00%	0.00%	0.00%	0.00%	0.00%	0.00%	0.07%	0.06%	0.00%	0.00%	0.02%	0.02%	0.05%	0.03%
27-Aug-07	0.00%	0.00%	0.00%	0.00%	0.28%	0.49%	0.33%	0.47%	0.00%	0.00%	0.00%	0.00%	0.00%	0.00%	0.00%	0.00%	0.02%	0.03%	0.00%	0.00%	0.00%	0.00%	0.02%	0.02%
25-Jul-07	0.00%	0.00%	0.02%	0.04%	0.02%	0.04%	0.00%	0.00%	0.00%	0.00%	0.00%	0.00%	0.00%	0.00%	0.00%	0.00%	0.02%	0.03%	0.00%	0.00%	0.02%	0.02%	0.00%	0.00%
25-Jun-07	0.00%	0.00%	0.00%	0.00%	0.00%	0.00%	0.00%	0.00%	0.00%	0.00%	0.00%	0.00%	0.00%	0.00%	0.00%	0.00%	0.02%	0.03%	0.00%	0.00%	0.00%	0.00%	0.00%	0.00%
25-May-07	0.00%	0.00%	0.00%	0.00%	0.00%	0.00%	0.00%	0.00%	0.00%	0.00%	0.00%	0.00%	0.00%	0.00%	0.00%	0.00%	0.00%	0.00%	0.00%	0.00%	0.00%	0.00%	0.00%	0.00%

Loan status figures for periods prior to October 2007 do not reflect active REO loans for the respective period.



**First Franklin Mortgage Loan Trust
Mortgage Loan Asset-Backed Certificates
Series 2007-2**

***Distribution Date: 26-Dec-07
Asset-Backed Facts ~ 15 Month Historical Payoff/Loss Summary***

Distribution Date	Ending Pool		Payoffs		Insurance	Substitution	Liquidation	Realized Losses		Remaining Term	Curr Weighted Avg.	
	#	Balance	#	Balance	Proceeds	Proceeds	Proceeds	#	Amount	Life	Coupon	Remit
Total (All Loans)												
26-Dec-07	9,666	1,897,062,496	42	7,184,139	0.00	0.00	475,162.92	4	249,909	350	8.27%	7.77%
26-Nov-07	9,712	1,905,698,273	61	10,673,128	0.00	0.00	(4,085.79)	2	128,838	351	8.27%	7.77%
25-Oct-07	9,775	1,917,178,108	47	9,290,928	0.00	0.00	0.00	0	0	352	8.27%	7.77%
25-Sep-07	9,822	1,927,155,257	58	11,770,498	0.00	0.00	0.00	0	0	353	8.27%	7.77%
27-Aug-07	9,880	1,939,610,260	108	31,581,598	0.00	0.00	0.00	0	0	354	8.28%	7.78%
25-Jul-07	9,988	1,971,868,648	53	12,717,022	0.00	0.00	0.00	0	0	355	8.28%	7.78%
25-Jun-07	10,041	1,985,434,276	34	9,181,765	0.00	0.00	0.00	0	0	356	8.29%	7.79%
25-May-07	10,075	1,995,307,216	31	6,164,834	0.00	0.00	0.00	0	0	357	8.29%	7.79%

Group 1 Fixed												
26-Dec-07	848	134,496,772	4	520,320	0.00	0.00	0.00	0	0	344	8.46%	7.96%
26-Nov-07	852	135,097,245	5	797,228	0.00	0.00	0.00	0	0	345	8.46%	7.96%
25-Oct-07	857	135,979,827	4	793,897	0.00	0.00	0.00	0	0	346	8.46%	7.96%
25-Sep-07	861	136,852,082	3	642,953	0.00	0.00	0.00	0	0	347	8.46%	7.96%
27-Aug-07	864	137,577,913	9	1,673,745	0.00	0.00	0.00	0	0	348	8.48%	7.98%
25-Jul-07	873	139,330,589	3	454,866	0.00	0.00	0.00	0	0	349	8.48%	7.98%
25-Jun-07	876	139,866,878	3	620,374	0.00	0.00	0.00	0	0	350	8.48%	7.98%
25-May-07	879	140,569,100	2	390,367	0.00	0.00	0.00	0	0	351	8.49%	7.99%



First Franklin Mortgage Loan Trust
Mortgage Loan Asset-Backed Certificates
Series 2007-2

Distribution Date: 26-Dec-07
Asset-Backed Facts ~ 15 Month Historical Payoff/Loss Summary

Distribution Date	Ending Pool		Payoffs		Insurance	Substitution	Liquidation	Realized Losses		Remaining Term	Curr Weighted Avg.	
	#	Balance	#	Balance	Proceeds	Proceeds	Proceeds	#	Amount	Life	Coupon	Remit
Group 1 ARM												
26-Dec-07	2,805	554,214,210	16	3,048,506	0.00	0.00	0.00	0	0	351	8.23%	7.73%
26-Nov-07	2,821	557,453,088	24	5,082,276	0.00	0.00	0.00	0	0	352	8.23%	7.73%
25-Oct-07	2,845	562,723,959	22	4,092,276	0.00	0.00	0.00	0	0	353	8.24%	7.74%
25-Sep-07	2,867	567,017,046	22	4,926,800	0.00	0.00	0.00	0	0	354	8.24%	7.74%
27-Aug-07	2,889	572,137,570	30	6,092,454	0.00	0.00	0.00	0	0	355	8.25%	7.75%
25-Jul-07	2,919	578,424,212	18	4,080,636	0.00	0.00	0.00	0	0	356	8.25%	7.75%
25-Jun-07	2,937	582,869,420	13	2,984,808	0.00	0.00	0.00	0	0	357	8.25%	7.75%
25-May-07	2,950	586,050,816	9	1,808,385	0.00	0.00	0.00	0	0	358	8.25%	7.75%

Group 2 Fixed												
26-Dec-07	1,789	222,774,184	7	668,949	0.00	0.00	20,145.01	2	139,619	345	9.25%	8.75%
26-Nov-07	1,798	223,720,733	9	1,125,645	0.00	0.00	-2,748.27	1	82,653	346	9.25%	8.75%
25-Oct-07	1,808	225,048,507	8	1,183,674	0.00	0.00	0.00	0	0	347	9.25%	8.75%
25-Sep-07	1,816	226,351,371	10	952,113	0.00	0.00	0.00	0	0	348	9.25%	8.75%
27-Aug-07	1,826	227,417,974	16	2,638,337	0.00	0.00	0.00	0	0	349	9.26%	8.76%
25-Jul-07	1,842	230,174,830	9	1,506,203	0.00	0.00	0.00	0	0	350	9.28%	8.78%
25-Jun-07	1,851	231,796,581	4	753,022	0.00	0.00	0.00	0	0	351	9.28%	8.78%
25-May-07	1,855	232,667,114	7	1,274,247	0.00	0.00	0.00	0	0	352	9.28%	8.78%



**First Franklin Mortgage Loan Trust
Mortgage Loan Asset-Backed Certificates
Series 2007-2**

***Distribution Date: 26-Dec-07
Asset-Backed Facts ~ 15 Month Historical Payoff/Loss Summary***

Distribution Date	Ending Pool		Payoffs		Insurance	Substitution	Liquidation	Realized Losses		Remaining Term	Curr Weighted Avg.	
	#	Balance	#	Balance	Proceeds	Proceeds	Proceeds	#	Amount	Life	Coupon	Remit
Group 2 ARM												
26-Dec-07	4,224	985,577,330	15	2,946,364	0.00	0.00	455,017.91	2	110,290	351	8.04%	7.54%
26-Nov-07	4,241	989,427,208	23	3,667,980	0.00	0.00	(1,337.52)	1	46,185	352	8.04%	7.54%
25-Oct-07	4,265	993,425,814	13	3,221,081	0.00	0.00	0.00	0	0	353	8.04%	7.54%
25-Sep-07	4,278	996,934,758	23	5,248,631	0.00	0.00	0.00	0	0	354	8.04%	7.54%
27-Aug-07	4,301	1,002,476,804	53	21,177,062	0.00	0.00	0.00	0	0	355	8.05%	7.55%
25-Jul-07	4,354	1,023,939,016	23	6,675,316	0.00	0.00	0.00	0	0	356	8.06%	7.56%
25-Jun-07	4,377	1,030,901,397	14	4,823,562	0.00	0.00	0.00	0	0	357	8.06%	7.56%
25-May-07	4,391	1,036,020,186	13	2,691,835	0.00	0.00	0.00	0	0	358	8.06%	7.56%



**First Franklin Mortgage Loan Trust
Mortgage Loan Asset-Backed Certificates
Series 2007-2**

***Distribution Date: 26-Dec-07
Prepayment Premium Loan Detail for Current Period***

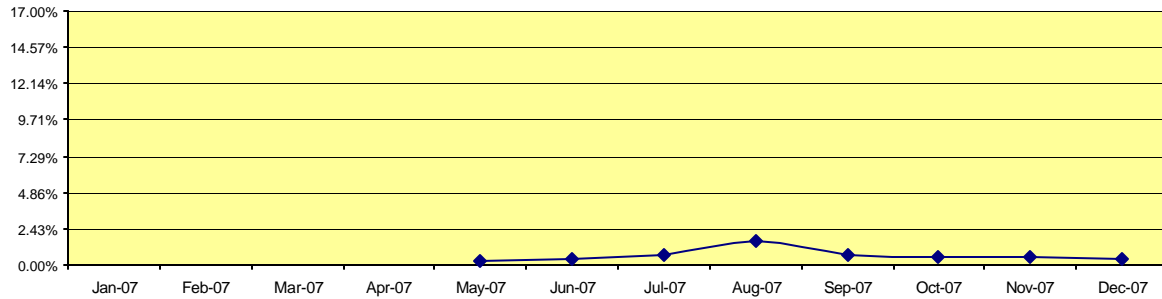
Disclosure Control #	Original Principal Balance	Beginning Principal Balance	Payoff Amount	Current Gross Rate	Prepayment Premium
4001243457	72,000.00	72,000.00	72,000.00	10.30%	2,160.00
4001262180	50,017.00	49,834.31	49,834.31	9.99%	498.34
4001266311	74,900.00	74,476.32	74,476.32	7.90%	2,353.45
4001272695	70,200.00	69,870.33	69,870.33	8.10%	1,397.41
4001279599	60,000.00	59,592.94	59,592.94	7.20%	570.34
4001284128	100,000.00	99,506.25	99,506.25	7.85%	2,987.35
4001284281	115,000.00	114,826.04	114,826.04	7.05%	3,238.09
4001313170	297,000.00	295,862.22	295,862.22	9.10%	8,880.85
4001315974	193,000.00	192,844.97	192,844.97	8.30%	6,402.45
4001327778	90,000.00	89,599.84	89,599.84	8.40%	2,689.74
4001341897	108,000.00	107,737.95	107,737.95	7.40%	1,328.40
Current Total	1,230,117.00	1,226,151.17	1,226,151.17		32,506.42
Cumulative Total	11,214,939.00	11,194,551.92	11,194,551.92		276,715.23

**First Franklin Mortgage Loan Trust
Mortgage Loan Asset-Backed Certificates
Series 2007-2**

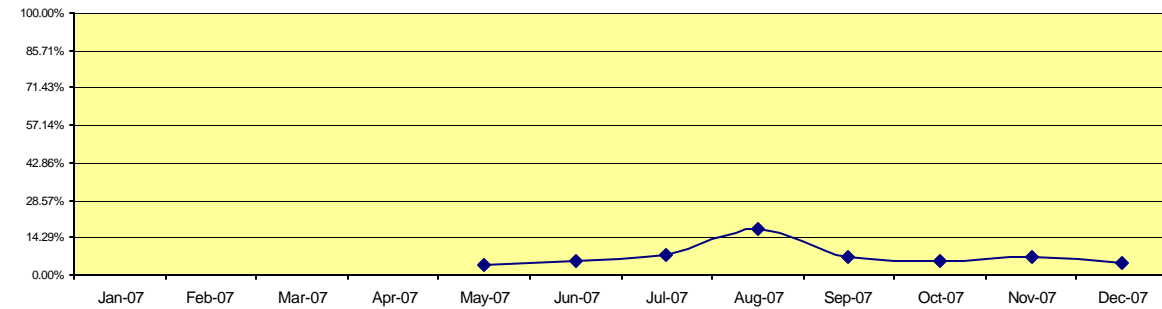
**Distribution Date: 26-Dec-07
Prepayment Summary
Total (All Loans)**

SMM (Single Monthly Mortality)

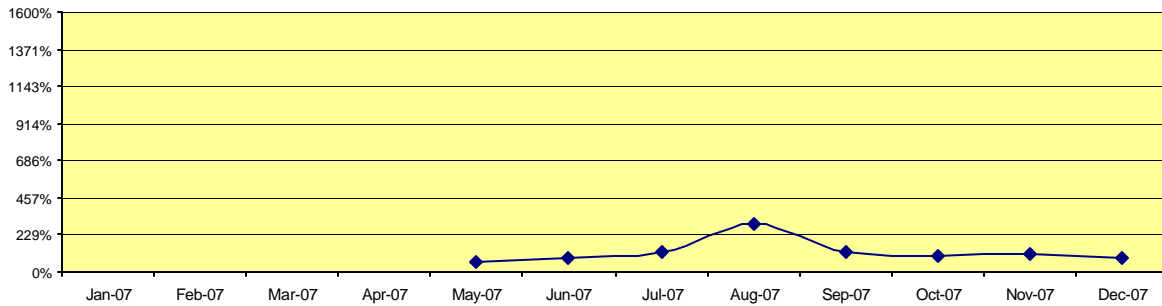
Total	17.00%
Current Period	0.42%
3-Month Average	0.49%
6-Month Average	0.72%
12-Month Average	0.64%
Average Since Cut-Off	0.64%


CPR (Conditional Prepayment Rate)

Total	100.00%
Current Period	4.94%
3-Month Average	5.74%
6-Month Average	8.25%
12-Month Average	7.33%
Average Since Cut-Off	7.33%


PSA (Public Securities Association)

Total	1600%
Current Period	82%
3-Month Average	96%
6-Month Average	138%
12-Month Average	122%
Average Since Cut-Off	122%



SMM	Single Monthly Mortality	$(\text{Partial and Full Prepayments} + \text{Repurchases} + \text{Curtailments} + \text{Liquidations} + \text{Other Prin Proceeds}) / (\text{Beginning Collateral Bal} - \text{Scheduled Prin})$
CPR	Conditional Prepayment Rate	$1 - (1 - \text{SMM})^{12}$
PSA	Public Securities Association	$100 * \text{CPR} / (0.2 * \text{MIN}(30, \text{WAS}))$
WAS	Weighted Average Seasoning	$(\text{Original Term} - \text{Remaining Term}) * (\text{Current Scheduled Balance} / \text{Deal Scheduled Principal Balance})$



**First Franklin Mortgage Loan Trust
Mortgage Loan Asset-Backed Certificates
Series 2007-2**

***Distribution Date: 26-Dec-07
Historical Collateral Level REO Report
Total (All Loans)***

Disclosure Control #	REO Date	City	State	Property Type	Actual Balance	Scheduled Balance	Recent Appraisal Value	Appraisal Date	Appraisal Reduction Amount	Date Liquidated	Liquidation Proceeds	Liquidation Expenses	Realized Loss
4001256412	30-Nov-07	Jackson	MI	SF Unattached Dwelling	92,765.44	92,477.53	0.00						
4001149251	29-Nov-07	Kenyon	MN	SF Unattached Dwelling	133,798.60	133,237.76	0.00						
4001298115	29-Nov-07	Springfield	MO	SF Unattached Dwelling	305,000.00	303,888.61	0.00						
4001250223	29-Nov-07	Bristol	VA	SF Unattached Dwelling	55,177.34	55,013.16	0.00						
4001287503	29-Nov-07	Nashville	TN	SF Unattached Dwelling	78,142.12	77,931.12	0.00						
4001313553	29-Nov-07	Santa Ana	CA	SF Unattached Dwelling	512,000.00	509,186.10	0.00						
4001212248	28-Nov-07	Bakersfield	CA	PUD	224,910.00	224,581.82	0.00						
4001276667	27-Nov-07	Corona	CA	SF Unattached Dwelling	536,000.00	535,260.44	0.00						
4001269504	26-Nov-07	West Warwick	RI	SF Unattached Dwelling	153,600.00	153,455.77	0.00						
4001308883	26-Nov-07	Detroit	MI	SF Unattached Dwelling	99,971.54	99,870.36	0.00						
4001285636	23-Nov-07	Bakersfield	CA	SF Unattached Dwelling	235,000.00	234,920.41	0.00						
4001108535	23-Nov-07	Chowchilla	CA	PUD	570,852.64	569,721.75	0.00						
4001260304	21-Nov-07	Watsonville	CA	SF Unattached Dwelling	488,000.00	488,000.00	0.00						
4001319647	20-Nov-07	Bakersfield	CA	PUD	180,500.00	179,426.09	0.00						
4001308628	9-Nov-07	Grand Junction	CO	PUD	296,850.00	296,407.51	0.00						
4001312328	8-Nov-07	Houston	TX	PUD	200,000.00	199,016.39	0.00						
4001247752	8-Nov-07	Decatur	GA	SF Unattached Dwelling	159,300.00	158,681.81	0.00						
4001105976	8-Nov-07	Villa Rica	GA	SF Unattached Dwelling	114,000.00	113,999.75	0.00						
4001291645	8-Nov-07	Houston	TX	Multifamily	236,000.00	236,000.00	0.00						
4001295325	8-Nov-07	Douglasville	GA	PUD	141,722.61	141,635.89	0.00						
4001285290	8-Nov-07	Eagle Lake	TX	SF Unattached Dwelling	58,771.08	58,531.33	0.00						
4001302476	8-Nov-07	Washington	DC	SF Unattached Dwelling	471,200.00	471,200.00	0.00						
4001339113	2-Nov-07	Athens	TN	SF Unattached Dwelling	60,000.00	59,771.96	0.00						
4001300772	2-Nov-07	Red Boiling Springs	TN	SF Unattached Dwelling	61,200.00	60,928.26	0.00						
4001260662	29-Oct-07	Dexter	MI	Multifamily	105,735.72	105,674.76	0.00						
4001190392	25-Oct-07	Manteca	CA	SF Unattached Dwelling	419,931.04	419,364.04	0.00						
4001322735	22-Oct-07	Mt Clemens	MI	SF Unattached Dwelling	50,000.00	49,801.05	0.00						
4001349526	22-Oct-07	Saline	MI	SF Unattached Dwelling	601,200.00	601,200.00	0.00						
4001021468	18-Oct-07	Montgomery	AL	SF Unattached Dwelling	157,629.31	157,003.95	0.00						



First Franklin Mortgage Loan Trust
Mortgage Loan Asset-Backed Certificates
Series 2007-2

Distribution Date: 26-Dec-07
Historical Collateral Level REO Report
Total (All Loans)

Disclosure Control #	REO Date	City	State	Property Type	Actual Balance	Scheduled Balance	Recent Appraisal Value	Appraisal Date	Appraisal Reduction Amount	Date Liquidated	Liquidation Proceeds	Liquidation Expenses	Realized Loss
4001340002	18-Oct-07	Dearborn Heights	MI	SF Unattached Dwelling	289,600.00	288,314.10	0.00						
4001304706	16-Oct-07	Shelbyville	TN	SF Unattached Dwelling	84,877.28	84,686.89	0.00						
4001298518	9-Oct-07	Pine Bluff	AR	SF Unattached Dwelling	105,960.52	105,631.61	0.00						
4001292720	4-Oct-07	Houston	TX	PUD	291,815.70	290,294.63	0.00						
4001244307	4-Oct-07	Rome	GA	SF Unattached Dwelling	112,444.08	111,980.56	0.00						
4001294733	4-Oct-07	Macon	GA	PUD	125,996.64	125,968.53	0.00						
4001295593	4-Oct-07	Mesquite	TX	SF Unattached Dwelling	68,980.69	68,819.05	0.00						
4001278665	3-Oct-07	Fairburn	GA	SF Unattached Dwelling	175,986.05	175,870.56	0.00						
4001225793	26-Sep-07	Joplin	MO	SF Unattached Dwelling	58,773.71	58,555.38	0.00						
4001259463	24-Sep-07	Saint Peters	MO	Condo - Low Facility	142,938.07	142,423.52	0.00						
4001053262	20-Sep-07	Jackson	MI	SF Unattached Dwelling	93,717.06	93,242.81	0.00						
4001292424	10-Sep-07	Etowah	TN	SF Unattached Dwelling	86,400.00	86,004.32	0.00						
4001287460	5-Sep-07	Canton	GA	PUD	136,000.00	135,438.26	0.00						
Total					8,572,747.24	8,553,417.84	0.00		0.00		0.00	0.00	0.00



First Franklin Mortgage Loan Trust
Mortgage Loan Asset-Backed Certificates
Series 2007-2

Distribution Date: 26-Dec-07
Historical Collateral Level REO Report
Group 1

Disclosure Control #	REO Date	City	State	Property Type	Actual Balance	Scheduled Balance	Recent Appraisal Value	Appraisal Date	Appraisal Reduction Amount	Date Liquidated	Liquidation Proceeds	Liquidation Expenses	Realized Loss
4001256412	30-Nov-07	Jackson	MI	SF Unattached Dwelling	92,765.44	92,477.53	0.00						
4001287503	29-Nov-07	Nashville	TN	SF Unattached Dwelling	78,142.12	77,931.12	0.00						
4001212248	28-Nov-07	Bakersfield	CA	PUD	224,910.00	224,581.82	0.00						
4001269504	26-Nov-07	West Warwick	RI	SF Unattached Dwelling	153,600.00	153,455.77	0.00						
4001308883	26-Nov-07	Detroit	MI	SF Unattached Dwelling	99,971.54	99,870.36	0.00						
4001285636	23-Nov-07	Bakersfield	CA	SF Unattached Dwelling	235,000.00	234,920.41	0.00						
4001308628	9-Nov-07	Grand Junction	CO	PUD	296,850.00	296,407.51	0.00						
4001105976	8-Nov-07	Villa Rica	GA	SF Unattached Dwelling	114,000.00	113,999.75	0.00						
4001260662	29-Oct-07	Dexter	MI	Multifamily	105,735.72	105,674.76	0.00						
4001298518	9-Oct-07	Pine Bluff	AR	SF Unattached Dwelling	105,960.52	105,631.61	0.00						
4001244307	4-Oct-07	Rome	GA	SF Unattached Dwelling	112,444.08	111,980.56	0.00						
4001259463	24-Sep-07	Saint Peters	MO	Condo - Low Facility	142,938.07	142,423.52	0.00						
Total					1,762,317.49	1,759,354.72	0.00		0.00		0.00	0.00	0.00



**First Franklin Mortgage Loan Trust
Mortgage Loan Asset-Backed Certificates
Series 2007-2**

***Distribution Date: 26-Dec-07
Historical Collateral Level REO Report
Group 2***

Disclosure Control #	REO Date	City	State	Property Type	Actual Balance	Scheduled Balance	Recent Appraisal Value	Appraisal Date	Appraisal Reduction Amount	Date Liquidated	Liquidation Proceeds	Liquidation Expenses	Realized Loss
4001149251	29-Nov-07	Kenyon	MN	SF Unattached Dwelling	133,798.60	133,237.76	0.00						
4001250223	29-Nov-07	Bristol	VA	SF Unattached Dwelling	55,177.34	55,013.16	0.00						
4001298115	29-Nov-07	Springfield	MO	SF Unattached Dwelling	305,000.00	303,888.61	0.00						
4001313553	29-Nov-07	Santa Ana	CA	SF Unattached Dwelling	512,000.00	509,186.10	0.00						
4001276667	27-Nov-07	Corona	CA	SF Unattached Dwelling	536,000.00	535,260.44	0.00						
4001108535	23-Nov-07	Chowchilla	CA	PUD	570,852.64	569,721.75	0.00						
4001260304	21-Nov-07	Watsonville	CA	SF Unattached Dwelling	488,000.00	488,000.00	0.00						
4001319647	20-Nov-07	Bakersfield	CA	PUD	180,500.00	179,426.09	0.00						
4001312328	8-Nov-07	Houston	TX	PUD	200,000.00	199,016.39	0.00						
4001291645	8-Nov-07	Houston	TX	Multifamily	236,000.00	236,000.00	0.00						
4001247752	8-Nov-07	Decatur	GA	SF Unattached Dwelling	159,300.00	158,681.81	0.00						
4001285290	8-Nov-07	Eagle Lake	TX	SF Unattached Dwelling	58,771.08	58,531.33	0.00						
4001295325	8-Nov-07	Douglasville	GA	PUD	141,722.61	141,635.89	0.00						
4001302476	8-Nov-07	Washington	DC	SF Unattached Dwelling	471,200.00	471,200.00	0.00						
4001339113	2-Nov-07	Athens	TN	SF Unattached Dwelling	60,000.00	59,771.96	0.00						
4001300772	2-Nov-07	Red Boiling Springs	TN	SF Unattached Dwelling	61,200.00	60,928.26	0.00						
4001190392	25-Oct-07	Manteca	CA	SF Unattached Dwelling	419,931.04	419,364.04	0.00						
4001349526	22-Oct-07	Saline	MI	SF Unattached Dwelling	601,200.00	601,200.00	0.00						
4001322735	22-Oct-07	Mt Clemens	MI	SF Unattached Dwelling	50,000.00	49,801.05	0.00						
4001340002	18-Oct-07	Dearborn Heights	MI	SF Unattached Dwelling	289,600.00	288,314.10	0.00						
4001021468	18-Oct-07	Montgomery	AL	SF Unattached Dwelling	157,629.31	157,003.95	0.00						
4001304706	16-Oct-07	Shelbyville	TN	SF Unattached Dwelling	84,877.28	84,686.89	0.00						
4001294733	4-Oct-07	Macon	GA	PUD	125,996.64	125,968.53	0.00						
4001295593	4-Oct-07	Mesquite	TX	SF Unattached Dwelling	68,980.69	68,819.05	0.00						
4001292720	4-Oct-07	Houston	TX	PUD	291,815.70	290,294.63	0.00						
4001278665	3-Oct-07	Fairburn	GA	SF Unattached Dwelling	175,986.05	175,870.56	0.00						
4001225793	26-Sep-07	Joplin	MO	SF Unattached Dwelling	58,773.71	58,555.38	0.00						
4001053262	20-Sep-07	Jackson	MI	SF Unattached Dwelling	93,717.06	93,242.81	0.00						
4001292424	10-Sep-07	Etowah	TN	SF Unattached Dwelling	86,400.00	86,004.32	0.00						



**First Franklin Mortgage Loan Trust
Mortgage Loan Asset-Backed Certificates
Series 2007-2**

***Distribution Date: 26-Dec-07
Historical Collateral Level REO Report
Group 2***

Disclosure Control #	REO Date	City	State	Property Type	Actual Balance	Scheduled Balance	Recent Appraisal Value	Appraisal Date	Appraisal Reduction Amount	Date Liquidated	Liquidation Proceeds	Liquidation Expenses	Realized Loss
4001287460	5-Sep-07	Canton	GA	PUD	136,000.00	135,438.26	0.00						
Total					6,810,429.75	6,794,063.12	0.00		0.00		0.00	0.00	0.00



**First Franklin Mortgage Loan Trust
Mortgage Loan Asset-Backed Certificates
Series 2007-2**

**Distribution Date: 26-Dec-07
Mortgage Loan Characteristics Part I
Total (All Loans)**

Distribution by Current Ending Principal Balance

Min	Max	Count	% of Total	Balance	% of Total
8,000	to 70,000	977	10.11%	56,200,698	2.96%
70,000	to 87,000	800	8.28%	62,799,846	3.31%
87,000	to 104,000	782	8.09%	74,611,827	3.93%
104,000	to 121,000	812	8.40%	91,779,541	4.84%
121,000	to 138,000	786	8.13%	101,880,188	5.37%
138,000	to 155,000	677	7.00%	98,965,356	5.22%
155,000	to 200,000	1,490	15.41%	263,365,451	13.88%
200,000	to 245,000	920	9.52%	203,677,473	10.74%
245,000	to 290,000	678	7.01%	180,414,700	9.51%
290,000	to 335,000	435	4.50%	135,144,235	7.12%
335,000	to 381,000	342	3.54%	122,184,671	6.44%
381,000	to 1,399,000	967	10.00%	506,038,511	26.67%
		9,666	100.00%	1,897,062,496	100.00%

Distribution by Cut-off Principal Balance

Min	Max	Count	% of Total	Balance	% of Total
25,000	to 70,000	1,017	10.06%	58,782,296	2.94%
70,000	to 87,000	829	8.20%	65,205,840	3.26%
87,000	to 104,000	810	8.02%	77,390,589	3.87%
104,000	to 121,000	829	8.20%	93,800,704	4.69%
121,000	to 138,000	814	8.05%	105,579,726	5.27%
138,000	to 157,000	772	7.64%	113,708,919	5.68%
157,000	to 203,000	1,542	15.26%	275,585,535	13.76%
203,000	to 249,000	981	9.71%	220,645,855	11.02%
249,000	to 295,000	692	6.85%	187,235,716	9.35%
295,000	to 341,000	464	4.59%	146,662,932	7.33%
341,000	to 385,000	346	3.42%	125,606,352	6.27%
385,000	to 1,400,000	1,010	9.99%	531,927,515	26.57%
		10,106	100.00%	2,002,131,979	100.00%

Distribution by Current Mortgage Rate

Min	Max	Count	% of Total	Balance	% of Total
5.38%	to 6.98%	921	9.53%	254,141,303	13.40%
6.98%	to 7.27%	523	5.41%	130,329,447	6.87%
7.27%	to 7.55%	576	5.96%	136,556,828	7.20%
7.55%	to 7.83%	923	9.55%	203,690,116	10.74%
7.83%	to 8.11%	978	10.12%	211,092,212	11.13%
8.11%	to 8.45%	1,101	11.39%	212,601,689	11.21%
8.45%	to 8.77%	980	10.14%	183,535,109	9.67%
8.77%	to 9.08%	951	9.84%	166,432,958	8.77%
9.08%	to 9.39%	642	6.64%	104,479,456	5.51%
9.39%	to 9.70%	668	6.91%	104,450,192	5.51%
9.70%	to 10.05%	418	4.32%	64,769,923	3.41%
10.05%	to 13.50%	985	10.19%	124,983,263	6.59%
		9,666	100.00%	1,897,062,496	100.00%

Distribution by Original Mortgage Rate

Min	Max	Count	% of Total	Balance	% of Total
5.38%	to 7.00%	1,044	10.33%	284,855,231	14.23%
7.00%	to 7.28%	437	4.32%	109,852,291	5.49%
7.28%	to 7.56%	753	7.45%	175,540,247	8.77%
7.56%	to 7.84%	798	7.90%	177,715,220	8.88%
7.84%	to 8.13%	1,011	10.00%	219,923,394	10.98%
8.13%	to 8.45%	1,154	11.42%	226,292,222	11.30%
8.45%	to 8.77%	1,032	10.21%	195,265,010	9.75%
8.77%	to 9.08%	1,008	9.97%	180,265,885	9.00%
9.08%	to 9.39%	683	6.76%	113,820,028	5.68%
9.39%	to 9.70%	703	6.96%	112,208,094	5.60%
9.70%	to 10.05%	441	4.36%	70,080,225	3.50%
10.05%	to 13.56%	1,042	10.31%	136,314,133	6.81%
		10,106	100.00%	2,002,131,979	100.00%



**First Franklin Mortgage Loan Trust
Mortgage Loan Asset-Backed Certificates
Series 2007-2**

***Distribution Date: 26-Dec-07
Mortgage Loan Characteristics Part II
Total (All Loans)***

Distribution by Product Characteristics (Current)

Product Type	# of Loans	Ending Balance	% of Balance	WAMM	WAC
Adjustable	7,029	1,539,791,540	81.17%	351.41	8.10%
Fixed 1st Lien	2,637	357,270,956	18.83%	344.36	8.95%

Distribution by Product Characteristics (Cut-off)

Product Type	# of Loans	Original Principal Balance	% of Balance	WAMM	WAC
Adjustable	7,363	1,627,049,781	81.27%	360.00	8.13%
Fixed 1st Lien	2,743	375,082,198	18.73%	353.14	8.98%

Total 9,666 1,897,062,496 100.00%

Total 10,106 2,002,131,979 100.00%

Distribution by Property Types (Current)

Property Type	# of Loans	Ending Balance	% of Balance	WAMM	WAC
SF Unattached Dwelling	7,061	1,287,001,933	67.84%	349.90	8.32%
PUD	1,508	352,114,984	18.56%	350.23	8.17%
Multifamily	543	148,670,132	7.84%	351.08	7.96%
Condo - Low Facility	518	101,377,367	5.34%	350.29	8.29%
Condo - High Facility	36	7,898,081	0.42%	351.50	8.29%

Distribution by Property Types (Cut-off)

Property Type	# of Loans	Ending Balance	% of Balance	WAMM	WAC
SF Unattached Dwelling	7,384	1,359,189,877	67.89%	358.51	8.34%
PUD	1,558	368,880,071	18.42%	358.89	8.20%
Multifamily	575	157,592,856	7.87%	359.82	8.00%
Condo - Low Facility	549	107,367,847	5.36%	359.01	8.34%
Condo - High Facility	40	9,101,328	0.45%	360.00	8.39%

Total 9,666 1,897,062,496 100.00%

Total 10,106 2,002,131,979 100.00%



**First Franklin Mortgage Loan Trust
Mortgage Loan Asset-Backed Certificates
Series 2007-2**

***Distribution Date: 26-Dec-07
Mortgage Loan Characteristics Part II
Total (All Loans)***

Distribution by Occupancy Type (Current)						Distribution by Occupancy Type (Cut-off)					
Occupancy Type	# of Loans	Ending Balance	% of Balance	WAMM	WAC	Occupancy Type	# of Loans	Ending Balance	% of Balance	WAMM	WAC
Owner Occupied - Primary Residence	9,215	1,831,588,253	96.55%	350.12	8.27%	Owner Occupied - Primary Residence	9,625	1,931,305,751	96.46%	358.75	8.30%
Non-Owner Occupied	415	59,067,072	3.11%	348.83	7.97%	Non-Owner Occupied	444	64,041,254	3.20%	357.58	7.99%
Owner Occupied - Secondary Residence	36	6,407,172	0.34%	350.08	8.35%	Owner Occupied - Secondary Residence	37	6,784,975	0.34%	358.62	8.33%
Total	9,666	1,897,062,496	100.00%			Total	10,106	2,002,131,979	100.00%		

Distribution by Loan Purpose (Current)						Distribution by Loan Purpose (Cut-off)					
Loan Purpose	# of Loans	Ending Balance	% of Balance	WAMM	WAC	Loan Purpose	# of Loans	Ending Balance	% of Balance	WAMM	WAC
Purchase	6,155	1,168,267,000	61.58%	350.91	8.33%	Purchase	6,399	1,225,244,845	61.20%	359.45	8.36%
Refinance/Equity Takeout	2,956	618,432,734	32.60%	349.16	8.20%	Refinance/Equity Takeout	3,121	657,881,690	32.86%	357.94	8.22%
Refinance/No Cash Out	555	110,362,762	5.82%	346.49	7.91%	Refinance/No Cash Out	586	119,005,444	5.94%	355.45	7.97%
Total	9,666	1,897,062,496	100.00%			Total	10,106	2,002,131,979	100.00%		



First Franklin Mortgage Loan Trust
Mortgage Loan Asset-Backed Certificates
Series 2007-2

Distribution Date: 26-Dec-07
Mortgage Loan Characteristics Part II
Total (All Loans)

Distribution by Originator Concentration > 10% (Current)

Originator	# of Loans	Ending Balance	% of Balance	WAMM	WAC
First Franklin Financial Corporation	9,666	1,897,062,496	100.00%	350.08	8.26%

Distribution by Originator Concentration > 10% (Cut-off)

Originator	# of Loans	Ending Balance	% of Balance	WAMM	WAC
First Franklin Financial Corporation	10,106	2,002,131,979	100.00%	358.71	8.29%

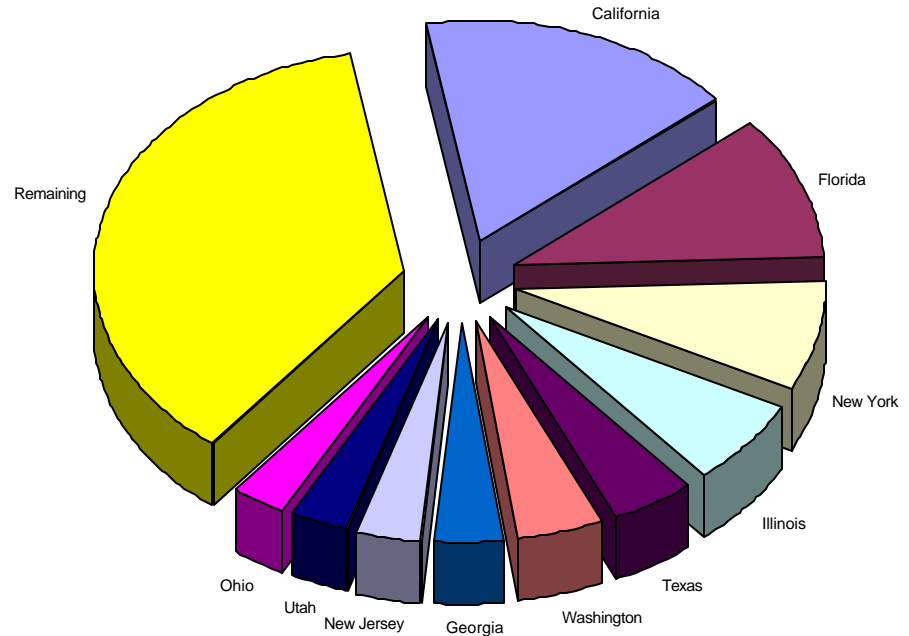
**First Franklin Mortgage Loan Trust
Mortgage Loan Asset-Backed Certificates
Series 2007-2**

**Distribution Date: 26-Dec-07
Geographic Concentration
Total (All Loans)**

Top 10 Current State Concentration

Geographic Distribution	# of Loans	Balance ⁽¹⁾	% of Balance	WAMM	WAC
California	829	316,770,786	16.70%	351	7.53%
Florida	932	197,493,901	10.41%	350	8.19%
New York	550	153,160,371	8.07%	351	8.00%
Illinois	613	122,557,649	6.46%	351	8.62%
Texas	693	87,143,707	4.59%	348	8.72%
Washington	344	83,218,802	4.39%	351	7.92%
Georgia	394	66,318,805	3.50%	351	8.83%
New Jersey	209	61,885,315	3.26%	349	8.49%
Utah	323	61,660,263	3.25%	351	8.03%
Ohio	433	53,666,487	2.83%	350	8.90%
Remaining	4,346	693,186,410	36.54%	350	8.50%

Top 10 Current State Concentration



Top 10 Original State Concentration

Geographic Distribution	# of Loans	Balance ⁽¹⁾	% of Balance	WAMM	WAC
California	856	327,855,092	16.38%	359	7.55%
Florida	959	204,867,128	10.23%	358	8.21%
New York	573	162,358,465	8.11%	360	8.03%
Illinois	698	142,615,007	7.12%	359	8.66%
Texas	705	90,291,237	4.51%	357	8.73%
Washington	353	85,881,537	4.29%	360	7.94%
Georgia	420	71,391,464	3.57%	360	8.82%
New Jersey	224	66,930,154	3.34%	358	8.51%
Utah	330	63,054,176	3.15%	360	8.05%
Ohio	452	55,835,571	2.79%	358	8.90%
Remaining	4,536	731,052,149	36.51%	358	8.51%

⁽¹⁾ Based on Current Period Ending Principal Balance



**First Franklin Mortgage Loan Trust
Mortgage Loan Asset-Backed Certificates
Series 2007-2**

***Distribution Date: 26-Dec-07
Current Period Realized Loss Detail
Total (All Loans)***

Disclosure Control #	Original Liquidation Balance	Net Liquidation Proceeds	Loss-Certs Non-adjusted	Subsequent Recov/(Exp)	Loss-Certs Adjusted	Loss Severity	Loan-to-Value	FICO	Lien Position	Liq Type	Occ Type
4001304515	495,508.35	398,420.48	97,087.87	0.00	97,087.87	19.59%	95.00%	654	1	C	1
4001325199	135,462.62	99,663.52	35,799.10	0.00	35,799.10	26.43%	79.99%	642	1	R	1
4001285589	89,895.13	47,364.45	42,530.68	0.00	42,530.68	47.31%	100.00%	584	1	R	1
4001270981	69,868.43	(4,622.93)	74,491.36	0.00	74,491.36	106.62%	100.00%	733	1	C	1
4001260136	0.00	0.00	0.00	(2,399.38)	2,399.38	0.00%	56.15%	575	1	P	1
Current Total	790,734.53	540,825.52	249,909.01	(2,399.38)	252,308.39						
Cumulative	915,486.98	536,739.73	378,747.25	(2,545.13)	381,292.38						

Liq. Type Code - Legend

BK Discharged	B	Loan Sale	O	Settled
Charge-off	C	Paid in Full	P	
Foreclosure	F	REO	R	
Judgement	J	Short Sale	S	
Retain Lien	L	Third Party	T	

Occ Type Code - Legend

X	Primary	1
	Secondary	2
	Investment	3



First Franklin Mortgage Loan Trust
Mortgage Loan Asset-Backed Certificates
Series 2007-2

Distribution Date: 26-Dec-07
Historical Realized Loss Summary
Total (All Loans)

Distribution Date	----- Current Realized Loss -----				----- Previous Liquidations/Payoffs -----						Realized Loss Adjusted	Cumulative Realized Loss
	Beginning Scheduled Balance	Net Liquidation Proceeds	Realized Loss	Loan Count	Claims on Prior Liquidations		Recovery on Prior Liquidations		(Claims)/Recoveries on Prior Payoffs			
					Amount	Count	Amount	Count	Amount	Count		
26-Dec-07	790,734.53	540,825.52	249,909.01	4	0.00	0	0.00	0	(2,399.38)	1	252,308.39	381,292.38
26-Nov-07	124,752.45	(4,085.79)	128,838.24	2	(145.75)	1	0.00	0	0.00	0	128,983.99	128,983.99
25-Oct-07	0.00	0.00	0.00	0	0.00	0	0.00	0	0.00	0	0.00	0.00
25-Sep-07	0.00	0.00	0.00	0	0.00	0	0.00	0	0.00	0	0.00	0.00
27-Aug-07	0.00	0.00	0.00	0	0.00	0	0.00	0	0.00	0	0.00	0.00
25-Jul-07	0.00	0.00	0.00	0	0.00	0	0.00	0	0.00	0	0.00	0.00
25-Jun-07	0.00	0.00	0.00	0	0.00	0	0.00	0	0.00	0	0.00	0.00
25-May-07	0.00	0.00	0.00	0	0.00	0	0.00	0	0.00	0	0.00	0.00
Total	915,486.98	536,739.73	378,747.25	6	(145.75)	1	0.00	0	(2,399.38)	1	381,292.38	



First Franklin Mortgage Loan Trust
Mortgage Loan Asset-Backed Certificates
Series 2007-2

Distribution Date: 26-Dec-07
Historical Realized Loss Summary
Group 1

Distribution Date	----- Current Realized Loss -----				----- Previous Liquidations/Payoffs -----						Realized Loss Adjusted	Cumulative Realized Loss
	Beginning Scheduled Balance	Net Liquidation Proceeds	Realized Loss	Loan Count	Claims on Prior Liquidations		Recovery on Prior Liquidations		(Claims)/Recoveries on Prior Payoffs			
					Amount	Count	Amount	Count	Amount	Count		
26-Dec-07	0.00	0.00	0.00	0	0.00	0	0.00	0	(2,399.38)	1	2,399.38	2,545.13
26-Nov-07	0.00	0.00	0.00	0	(145.75)	1	0.00	0	0.00	0	145.75	145.75
25-Oct-07	0.00	0.00	0.00	0	0.00	0	0.00	0	0.00	0	0.00	0.00
25-Sep-07	0.00	0.00	0.00	0	0.00	0	0.00	0	0.00	0	0.00	0.00
27-Aug-07	0.00	0.00	0.00	0	0.00	0	0.00	0	0.00	0	0.00	0.00
25-Jul-07	0.00	0.00	0.00	0	0.00	0	0.00	0	0.00	0	0.00	0.00
25-Jun-07	0.00	0.00	0.00	0	0.00	0	0.00	0	0.00	0	0.00	0.00
25-May-07	0.00	0.00	0.00	0	0.00	0	0.00	0	0.00	0	0.00	0.00
Total	0.00	0.00	0.00	0	(145.75)	1	0.00	0	(2,399.38)	1	2,545.13	



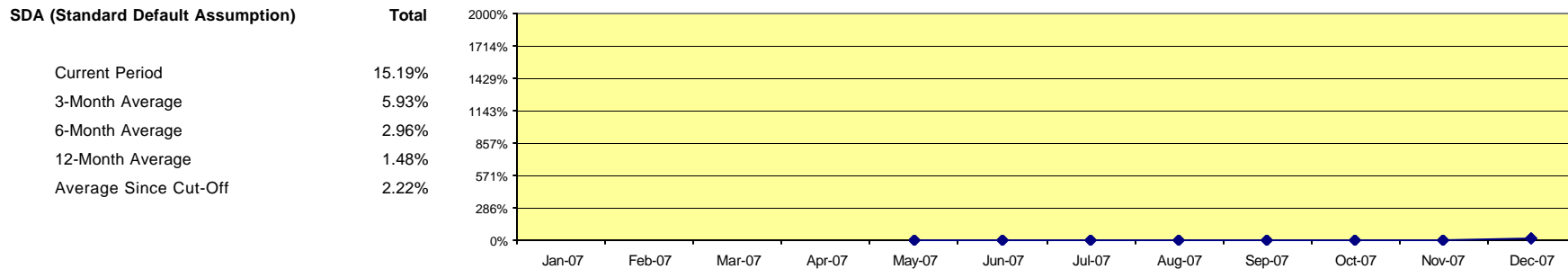
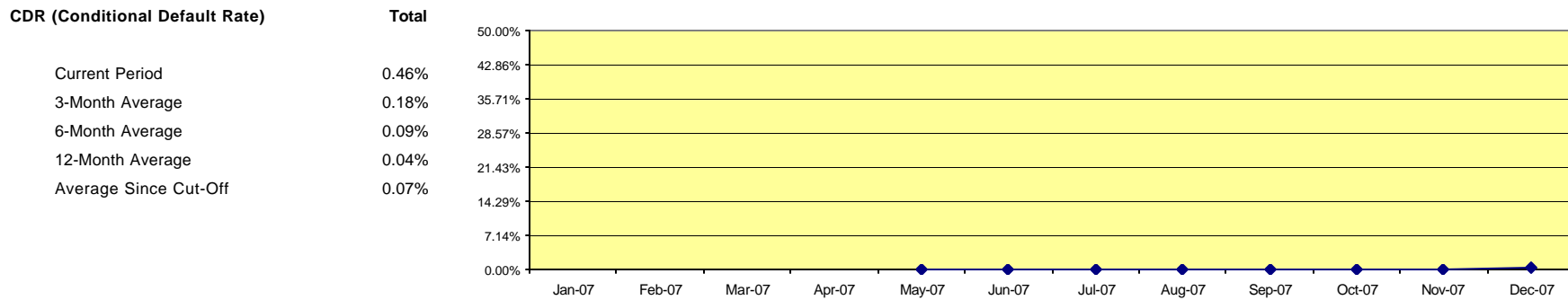
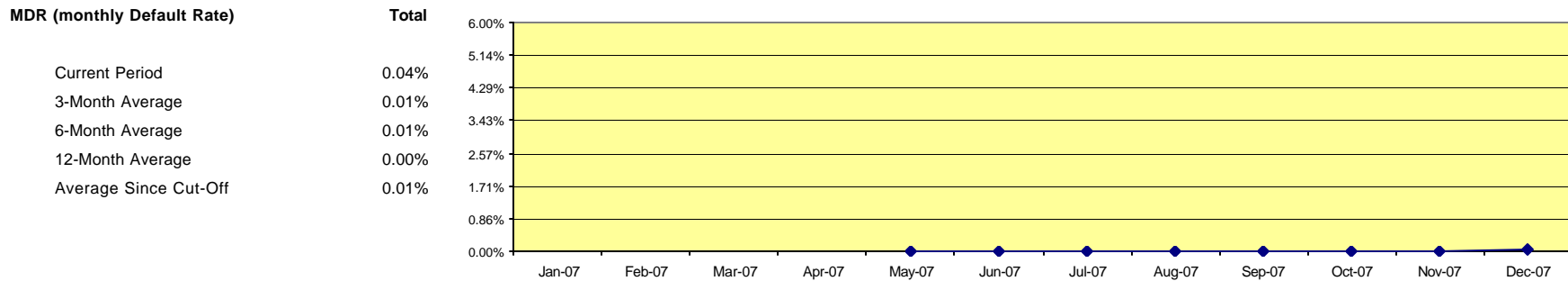
**First Franklin Mortgage Loan Trust
Mortgage Loan Asset-Backed Certificates
Series 2007-2**

***Distribution Date: 26-Dec-07
Historical Realized Loss Summary
Group 2***

Distribution Date	----- Current Realized Loss -----				----- Previous Liquidations/Payoffs -----						Realized Loss Adjusted	Cumulative Realized Loss
	Beginning Scheduled Balance	Net Liquidation Proceeds	Realized Loss	Loan Count	Claims on Prior Liquidations		Recovery on Prior Liquidations		(Claims)/Recoveries on Prior Payoffs			
					Amount	Count	Amount	Count	Amount	Count		
26-Dec-07	790,734.53	540,825.52	249,909.01	4	0.00	0	0.00	0	0.00	0	249,909.01	378,747.25
26-Nov-07	124,752.45	(4,085.79)	128,838.24	2	0.00	0	0.00	0	0.00	0	128,838.24	128,838.24
25-Oct-07	0.00	0.00	0.00	0	0.00	0	0.00	0	0.00	0	0.00	0.00
25-Sep-07	0.00	0.00	0.00	0	0.00	0	0.00	0	0.00	0	0.00	0.00
27-Aug-07	0.00	0.00	0.00	0	0.00	0	0.00	0	0.00	0	0.00	0.00
25-Jul-07	0.00	0.00	0.00	0	0.00	0	0.00	0	0.00	0	0.00	0.00
25-Jun-07	0.00	0.00	0.00	0	0.00	0	0.00	0	0.00	0	0.00	0.00
25-May-07	0.00	0.00	0.00	0	0.00	0	0.00	0	0.00	0	0.00	0.00
Total	915,486.98	536,739.73	378,747.25	6	0.00	0	0.00	0	0.00	0	378,747.25	

**First Franklin Mortgage Loan Trust
Mortgage Loan Asset-Backed Certificates
Series 2007-2**

**Distribution Date: 26-Dec-07
Realized Loss Summary
Total (All Loans)**



MDR	Monthly Default Rate	$(\text{Beginning Principal Balance of Liquidated Loans}) / (\text{Total Beginning Principal Balance})$
CDR	Conditional Default Rate	$1 - (1 - \text{MDR})^{12}$
SDA	Standard Default Assumption	If WAS=30 then CDR/(WAS*0.02) else if 30<WAS=60 then CDR/0.6 else if 60<WAS=120 then CDR/(0.6-(WAS-60)*0.0095) else if WAS>120 then CDR/0.03
WAS	Weighted Average Seasoning	$(\text{Original Term} - \text{Remaining Term}) * (\text{Current Scheduled Balance} / \text{Deal Scheduled Principal Balance})$



**First Franklin Mortgage Loan Trust
Mortgage Loan Asset-Backed Certificates
Series 2007-2**

***Distribution Date: 26-Dec-07
Servicemembers Civil Relief Act
Total (All Loans)***

Disclosure Control #	Group	Beginning Balance	Scheduled Principal	Unscheduled Principal	Ending balance	Loan Rate	P&I Amount	Scheduled Interest	Interest Received	Relief Act Interest Shortfall
4001271774	Group 2 ARM	121,865.15	127.06	0.00	121,738.09	7.80%	919.18	792.12	609.33	182.80
4001329029	Group 2 ARM	191,184.01	52.29	0.00	191,131.72	7.05%	1,175.50	1,123.21	955.92	167.29
Total		313,049.16	179.35	0.00	312,869.81		2,094.68	1,915.33	1,565.25	350.08



**First Franklin Mortgage Loan Trust
Mortgage Loan Asset-Backed Certificates
Series 2007-2**

***Distribution Date: 26-Dec-07
Material Breaches Detail***

Disclosure Control #	Loan Group #	Ending Principal Balance	Material Breach Date	Material Breach Description
<i>No Material Breaches Reported</i>				

Material breaches of pool asset representation or warranties or transaction covenants.



**First Franklin Mortgage Loan Trust
Mortgage Loan Asset-Backed Certificates
Series 2007-2**

***Distribution Date: 26-Dec-07
Modified Loan Detail
Total (All Loans)***

Disclosure Control #	Loan Group #	Modified Maturity Date	Cutoff Maturity Date	Modification Description
<i>No Prior Loan Modification Reported</i>				

Modifications include any extensions or waivers to the mortgage loan terms, fees, penalties or payments during the preceding calendar month or that have become material over time.



**First Franklin Mortgage Loan Trust
Mortgage Loan Asset-Backed Certificates
Series 2007-2**

***Distribution Date: 26-Dec-07
Collateral Asset Changes***

Disclosure
Control #

Beginning Principal Balance
No Collateral Asset Changes Reported

Description



First Franklin Mortgage Loan Trust
Mortgage Loan Asset-Backed Certificates
Series 2007-2

Distribution Date: 26-Dec-07
Substitution Detail History

--- Loans Substituted Into Pool ---

----- Loans Substituted Out of Pool -----

Investor #	Period	Beginning Principal Balance	Investor #	Period	Beginning Principal Balance	Adjusted for Principal	Substitution Code
<i>No Substituted Loans Reported</i>							



First Franklin Mortgage Loan Trust
Mortgage Loan Asset-Backed Certificates
Series 2007-2

Distribution Date: 26-Dec-07
Substitution Detail History Summary

- - - Loans Substituted Into Pool - - -

- - - Loans Substituted Out of Pool - - -

Period	Count	Beginning Principal Balance	Count	Beginning Principal Balance	Adjusted for Principal	Difference Into vs. Out
--------	-------	-----------------------------	-------	-----------------------------	------------------------	----------------------------

No History of Substituted Loans Reported