

**First Franklin Mortgage Loan Trust**  
**Mortgage Loan Asset-Backed Certificates**  
**Series 2007-FF2**

**Distribution Date: 26-Nov-07**

**ABN AMRO Acct : 724532.1**

<b>Payment Date:</b>	26-Nov-07
<b>Prior Payment:</b>	25-Oct-07
<b>Next Payment:</b>	26-Dec-07
<b>Record Date:</b>	31-Oct-07
<b>Distribution Count:</b>	9
<b>Closing Date:</b>	28-Feb-07
<b>First Pay. Date:</b>	26-Mar-07
<b>Rated Final Payment Date:</b>	25-Mar-37
<b>Determination Date:</b>	15-Nov-07
<b>Delinq Method:</b>	OTS

**Outside Parties To The Transaction**

Issuer: First Franklin Financial Corporation  
  
 Depositor: Merrill Lynch & Company/Merrill Lynch Mortgage Investors, Inc.  
 Underwriter: Merrill Lynch Pierce Fenner & Smith Inc.  
  
 Master Servicer: Home Loan Services  
  
 Rating Agency: Moody's Investors Service, Inc./Standard & Poor's Ratings Services

**Contact Information:**

<b>Analyst:</b>	Shaun Horbochuk	714.259.6217
	Shaun.Horbochuk@abnamro.com	
<b>Administrator:</b>	Dimitrios Kostopoulos	312.992.2834
	dimitrios.kostopoulos@abnamro.com	
<b>LaSalle Website:</b>	www.etrustee.net	

Effective October 1, 2007, Bank of America Corporation, parent corporation of Bank of America, N.A. ("Bank of America") and Banc of America Securities LLC ("BAS"), has acquired ABN AMRO North America Holding Company, parent company of LaSalle Bank Corporation and LaSalle Bank National Association ("LaSalle"), from ABN AMRO Bank N.V. (the "Acquisition").



**First Franklin Mortgage Loan Trust  
Mortgage Loan Asset-Backed Certificates  
Series 2007-FF2**

---

***Table of Contents***

---

<i>Content:</i>	<i>Pages</i>
Statement to Certificate Holders	3
Statement to Certificate Holders (Factors)	4
Pool/Non-Pool Funds Cash Reconciliation	5
Cash Reconciliation Summary	6-7
Pool Detail and Performance Indicators	8-10
Bond Interest Reconciliation Part I	11
Bond Interest Reconciliation Part II	12
Bond Principal Reconciliation	13
Rating Information	14
15 Month Loan Status Summary Part I	15-21
15 Month Loan Status Summary Part II	22-28
15 Month Historical Payoff Summary	29-31
Prepayment Premium Loan Detail	32
Prepayment Summary	33
Mortgage Loan Characteristics Part I	34
Mortgage Loan Characteristics Part II	35-37
Geographic Concentration	38
Current Period Realized Loss Detail	39
Historical Realized Loss Summary	40-42
Realized Loss Summary	43
Servicemembers Civil Relief Act	44
Material Breaches Detail	45
Modified Loan Detail (Historical)	46
Collateral Asset Changes	47
Historical Collateral Level REO Report	48-58



**First Franklin Mortgage Loan Trust  
Mortgage Loan Asset-Backed Certificates  
Series 2007-FF2**

**Distribution Date: 26-Nov-07  
Bond Payments**

Class	CUSIP	Original Face Value <sup>(1)</sup>	Beginning Certificate Balance	Principal Payment	Principal Adjustment or Loss	Deferred Interest	Ending Certificate Balance	Interest Payment <sup>(2)</sup>	Interest Adjustment	Pass-Through Rate
A-1	32029GAA2	1,021,839,000.00	960,627,542.74	8,811,749.48	0.00	0.00	951,815,793.26	4,280,129.40	0.02	5.0125000000%
A-2A	32029GAB0	485,081,000.00	413,448,466.04	6,538,374.03	0.00	0.00	406,910,092.01	1,809,066.73	0.00	4.9225000000%
A-2B	32029GAC8	229,342,000.00	229,341,999.99	0.00	0.00	0.00	229,341,999.99	1,013,691.64	0.00	4.9725000000%
A-2C	32029GAD6	296,624,000.00	296,623,999.99	0.00	0.00	0.00	296,623,999.99	1,324,261.37	0.00	5.0225000000%
A-2D	32029GAE4	134,214,000.00	134,213,999.99	0.00	0.00	0.00	134,213,999.99	607,542.04	0.00	5.0925000000%
M-1	32029GAF1	77,999,000.00	77,999,000.00	0.00	0.00	0.00	77,999,000.00	353,768.80	0.00	5.1025000000%
M-2	32029GAG9	66,851,000.00	66,851,000.00	0.00	0.00	0.00	66,851,000.00	306,177.58	0.00	5.1525000000%
M-3	32029GAH7	47,550,000.00	47,550,000.00	0.00	0.00	0.00	47,550,000.00	218,624.33	0.00	5.1725000000%
M-4	32029GAJ3	40,300,000.00	40,300,000.00	0.00	0.00	0.00	40,300,000.00	189,947.33	0.00	5.3025000000%
M-5	32029GAK0	37,700,000.00	37,700,000.00	0.00	0.00	0.00	37,700,000.00	179,368.22	0.00	5.3525000000%
M-6	32029GAL8	36,400,000.00	36,400,000.00	0.00	0.00	0.00	36,400,000.00	174,477.33	0.00	5.3925000000%
B-1	32029GAM6	24,700,000.00	24,700,000.00	0.00	0.00	0.00	24,700,000.00	143,205.11	0.00	6.5225000000%
B-2	32029GAN4	19,500,000.00	19,500,000.00	0.00	0.00	0.00	19,500,000.00	114,790.00	0.00	6.6225000000%
B-3	32029GAP9	16,900,000.00	16,900,000.00	0.00	0.00	0.00	16,900,000.00	99,484.67	0.00	6.6225000000%
B-4	32029GAQ7	26,000,000.00	26,000,000.00	0.00	0.00	0.00	26,000,000.00	153,053.33	0.00	6.6225000000%
C	32029GAR5	2,599,990,368.31	<b>N</b> 2,467,155,864.31	0.00	0.00	0.00	2,451,805,740.76	3,995,916.76	62,998.16	N/A
P	32029GAS3	0.00	0.00	0.00	0.00	0.00	0.00	52,941.71	52,941.71	N/A
R	32029GAT1	100.00	0.00	0.00	0.00	0.00	0.00	0.00	0.00	N/A
<b>Total</b>		<b>2,561,000,100.00</b>	<b>2,428,156,008.75</b>	<b>15,350,123.51</b>	<b>0.00</b>	<b>0.00</b>	<b>2,412,805,885.24</b>	<b>15,016,446.35</b>	<b>115,939.89</b>	
							<b>Total P&amp;I Payment</b>		<b>30,366,569.86</b>	

<sup>(1)</sup> N denotes notional balance not included in total <sup>(2)</sup> Accrued Interest plus/minus Interest Adjustment minus Deferred Interest equals Interest Payment



**First Franklin Mortgage Loan Trust  
Mortgage Loan Asset-Backed Certificates  
Series 2007-FF2**

**Distribution Date: 26-Nov-07  
Statement to Certificate Holders (FACTORS)  
Bond Payments**

Class	CUSIP	Original Face Value	Beginning Certificate Balance *	Principal Payment *	Principal Adjustment or Loss	Deferred Interest *	Ending Certificate Balance *	Interest Payment *	Interest Adjustment*	Next Rate **
A-1	32029GAA2	1,021,839,000.00	940.096769393	8.623422555	0.000000000	0.000000000	931.473346838	4.188653398	0.000000020	4.92313000%
A-2A	32029GAB0	485,081,000.00	852.328716317	13.478932446	0.000000000	0.000000000	838.849783871	3.729411645	0.000000000	4.83313000%
A-2B	32029GAC8	229,342,000.00	999.999999956	0.000000000	0.000000000	0.000000000	999.999999956	4.420000000	0.000000000	4.88313000%
A-2C	32029GAD6	296,624,000.00	999.999999966	0.000000000	0.000000000	0.000000000	999.999999966	4.464444448	0.000000000	4.93313000%
A-2D	32029GAE4	134,214,000.00	999.999999925	0.000000000	0.000000000	0.000000000	999.999999925	4.526666667	0.000000000	5.00313000%
M-1	32029GAF1	77,999,000.00	1000.000000000	0.000000000	0.000000000	0.000000000	1000.000000000	4.535555584	0.000000000	5.01313000%
M-2	32029GAG9	66,851,000.00	1000.000000000	0.000000000	0.000000000	0.000000000	1000.000000000	4.580000000	0.000000000	5.06313000%
M-3	32029GAH7	47,550,000.00	1000.000000000	0.000000000	0.000000000	0.000000000	1000.000000000	4.597777708	0.000000000	5.08313000%
M-4	32029GAJ3	40,300,000.00	1000.000000000	0.000000000	0.000000000	0.000000000	1000.000000000	4.713333251	0.000000000	5.21313000%
M-5	32029GAK0	37,700,000.00	1000.000000000	0.000000000	0.000000000	0.000000000	1000.000000000	4.757777719	0.000000000	5.26313000%
M-6	32029GAL8	36,400,000.00	1000.000000000	0.000000000	0.000000000	0.000000000	1000.000000000	4.793333242	0.000000000	5.30313000%
B-1	32029GAM6	24,700,000.00	1000.000000000	0.000000000	0.000000000	0.000000000	1000.000000000	5.797777733	0.000000000	6.43313000%
B-2	32029GAN4	19,500,000.00	1000.000000000	0.000000000	0.000000000	0.000000000	1000.000000000	5.886666667	0.000000000	6.53313000%
B-3	32029GAP9	16,900,000.00	1000.000000000	0.000000000	0.000000000	0.000000000	1000.000000000	5.886666864	0.000000000	6.53313000%
B-4	32029GAQ7	26,000,000.00	1000.000000000	0.000000000	0.000000000	0.000000000	1000.000000000	5.886666538	0.000000000	6.53313000%
C	32029GAR5	2,599,990,368.31 N	948.909616890	0.000000000	0.000000000	0.000000000	943.005701346	1.536896755	0.024230151	N/A
P	32029GAS3	0.00	0.000000000	0.000000000	0.000000000	0.000000000	0.000000000	0.000000000	0.000000000	N/A
R	32029GAT1	100.00	0.000000000	0.000000000	0.000000000	0.000000000	0.000000000	0.000000000	0.000000000	N/A

\* Per \$1,000 of Original Face Value \*\* Estimated



**First Franklin Mortgage Loan Trust  
Mortgage Loan Asset-Backed Certificates  
Series 2007-FF2**

**Distribution Date: 26-Nov-07  
Cash Reconciliation Summary**

<b>Pool Source of Funds</b>		<b>Non-Pool Source of Funds</b>	
<b>Interest Summary</b>		<b>Supplemental Interest Trust</b>	
<b>Interest Summary</b>		<b>Principal Summary</b>	
Scheduled Interest	16,059,586.13	Scheduled Prin Distribution	815,440.85
Fees	1,027,980.86	Curtailments	242,439.79
<b>Remittance Interest</b>	<b>15,031,605.27</b>	Prepayments in Full	13,287,652.30
<b>Other Interest Proceeds/Shortfalls</b>		Liquidation Proceeds	758,497.53
Prepayment Penalties	52,941.71	Repurchase Proceeds	0.00
Other Interest Loss	(0.01)	Other Principal Proceeds	1,019.51
Other Interest Proceeds	0.00	<b>Remittance Principal</b>	<b>15,105,049.98</b>
Non-advancing Interest	(1,466.36)		
Non-Supported Interest Shortfall	0.00		
Relief Act Shortfall	(3,005.27)		
Modification Shortfall	0.00		
Other Interest Proceeds/Shortfalls	48,470.07		
<b>Interest Adjusted</b>	<b>15,080,075.34</b>		
<b>Fee Summary</b>			
Total Servicing Fees	1,027,982.38		
Total Trustee Fees	0.00		
LPMI Fees	0.00		
Credit Manager's Fees	0.00		
Unpaid Serv Fees (Charged-off Loans)	0.00		
Misc. Fees / Trust Expense	(1.52)		
Insurance Premium	0.00		
<b>Total Fees</b>	<b>1,027,980.86</b>		
<b>Advances (Principal &amp; Interest)</b>			
Prior Month's Outstanding Advances	N/A		
Current Advances	N/A		
Reimbursement of Prior Advances	N/A		
Outstanding Advances	N/A		
		<b>P&amp;I Due Certificate Holders</b>	<u>30,366,569.86</u>

P&I Advances as of the end of the Due Period do not reflect the amount of advances remitted by the Servicer on the Servicer Remittance Date due to additional proceeds received between the end of the Due Period and the Servicer Remittance Date and netted from the P&I Advances stated as of the end of the Due Period.



**First Franklin Mortgage Loan Trust  
Mortgage Loan Asset-Backed Certificates  
Series 2007-FF2**

***Distribution Date: 26-Nov-07  
Cash Reconciliation Summary Group 1 Fixed***

	Group 1 ARMS	Group 1 Fixed	Total
<b>Interest Summary</b>			
Scheduled Interest	5,956,156.69	1,657,111.36	7,613,268.05
Fees	385,919.21	99,358.38	485,277.59
Remittance Interest	5,570,237.48	1,557,752.98	7,127,990.46
<b>Other Interest Proceeds/Shortfalls</b>			
Prepayment Penalties	34,955.07	2,329.01	37,284.08
Other Interest Loss	0.00	(0.00)	(0.00)
Other Interest Proceeds	0.00	0.00	0.00
Non-advancing Interest	0.00	(538.11)	(538.11)
Net PPIS/Relief Act Shortfall	(1,535.32)	(669.67)	(2,204.99)
Modification Shortfall	0.00	0.00	0.00
Other Interest Proceeds/Shortfalls	33,419.75	1,121.23	34,540.98
<b>Interest Adjusted</b>	<b>5,603,657.23</b>	<b>1,558,874.21</b>	<b>7,162,531.44</b>
<b>Principal Summary</b>			
Scheduled Principal Distribution	272,192.84	140,907.24	413,100.08
Curtailments	24,683.08	9,864.43	34,547.51
Prepayments in Full	7,369,436.43	547,942.52	7,917,378.95
Liquidation Proceeds	304,487.89	0.00	304,487.89
Repurchase Proceeds	0.00	0.00	0.00
Other Principal Proceeds	1,550.41	0.00	1,550.41
Less Mod Losses	0.00	0.00	0.00
Remittance Principal	7,972,350.65	698,714.19	8,671,064.84
<b>Fee Summary</b>			
Total Servicing Fees	385,919.21	99,359.90	485,279.11
Total Trustee Fees	0.00	0.00	0.00
LPMI Fees	0.00	0.00	0.00
Misc. Fees	0.00	(1.52)	(1.52)
Total Fees	385,919.21	99,358.38	485,277.59
<b>Beginning Principal Balance</b>	<b>926,204,958.25</b>	<b>238,463,439.36</b>	<b>1,164,668,397.61</b>
<b>Ending Principal Balance</b>	<b>918,183,503.82</b>	<b>237,764,725.17</b>	<b>1,155,948,228.99</b>



**First Franklin Mortgage Loan Trust  
Mortgage Loan Asset-Backed Certificates  
Series 2007-FF2**

***Distribution Date: 26-Nov-07  
Cash Reconciliation Summary Group 2 Fixed***

	Group 2 ARMS	Group 2 Fixed	Total
<b>Interest Summary</b>			
Scheduled Interest	6,530,233.72	1,916,084.36	8,446,318.08
Fees	430,846.52	111,856.75	542,703.27
Remittance Interest	6,099,387.20	1,804,227.61	7,903,614.81
<b>Other Interest Proceeds/Shortfalls</b>			
Prepayment Penalties	1,451.36	14,206.27	15,657.63
Other Interest Loss	(0.00)	0.00	(0.00)
Other Interest Proceeds	0.00	0.00	0.00
Non-advancing Interest	(681.38)	(246.87)	(928.25)
Net PPIS/Relief Act Shortfall	(800.29)	0.00	(800.29)
Modification Shortfall	0.00	0.00	0.00
Other Interest Proceeds/Shortfalls	(30.31)	13,959.40	13,929.09
<b>Interest Adjusted</b>	6,099,356.89	1,818,187.01	7,917,543.90
<b>Principal Summary</b>			
Scheduled Principal Distribution	262,429.04	139,911.73	402,340.77
Curtailments	117,487.16	90,405.12	207,892.28
Prepayments in Full	4,239,260.27	1,131,013.08	5,370,273.35
Liquidation Proceeds	454,009.64	0.00	454,009.64
Repurchase Proceeds	0.00	0.00	0.00
Other Principal Proceeds	0.00	(530.90)	(530.90)
Less Mod Losses	0.00	0.00	0.00
Remittance Principal	5,073,186.11	1,360,799.03	6,433,985.14
<b>Fee Summary</b>			
Total Servicing Fees	430,846.52	111,856.75	542,703.27
Total Trustee Fees	0.00	0.00	0.00
LPMI Fees	0.00	0.00	0.00
Misc. Fees	0.00	0.00	0.00
Total Fees	430,846.52	111,856.75	542,703.27
<b>Beginning Principal Balance</b>	1,034,031,094.75	268,456,371.95	1,302,487,466.70
<b>Ending Principal Balance</b>	1,028,762,469.75	267,095,042.02	1,295,857,511.77



**First Franklin Mortgage Loan Trust  
Mortgage Loan Asset-Backed Certificates  
Series 2007-FF2**

**Distribution Date: 26-Nov-07  
Pool Detail and Performance Indicators Total (ALL Loans)**

Pool Detail			Performance Indicators				Misc/Additional Information			
Pool Level Information			Factors Impacting Principal Payment Rules				WA Rates/Life			
<b>Historical</b>	<b>Amount</b>	<b>Count</b>	<b>Delinquency Levels</b>	<b>Num</b>	<b>Den</b>	<b>%</b>		<b>Fixed</b>	<b>Adj</b>	<b>Overall</b>
Cut-off Pool Balance	2,599,990,368.31	12,819	3 mo. Rolling Average	292,387,866	2,465,420,143	11.87%	WAC - Remit Current	7.96%	7.14%	7.31%
Cum Scheduled Principal	7,313,797.20		6 mo. Rolling Average	213,726,052	2,488,110,041	8.63%	WAC - Remit Original	7.98%	7.16%	7.33%
Cum Unscheduled Principal	135,609,825.61		12 mo. Rolling Average	146,139,354	2,511,572,537	5.90%	WAC - Current	8.46%	7.64%	7.81%
Cum Liquidations	5,260,265.92		<b>Loss Levels</b>	<b>Amount</b>	<b>Count</b>		WAC - Original	8.48%	7.66%	7.83%
Cum Repurchases	668,820.34		3 mo. Cum Loss	950,366.79	17		WAL - Current	343.54	349.86	348.52
			6 mo. Cum loss	1,006,767.09	18		WAL - Original	351.51	357.86	356.57
			12 mo. Cum Loss	1,006,767.09	18					
<b>Current</b>	<b>Amount</b>	<b>Count</b>	<b>%</b>							
Beginning Pool	2,467,155,864.31	12,291	94.89%				<b>Current Index Rate</b>			4.872500%
Scheduled Principal	815,440.85		0.03%				<b>Next Index Rate</b>			4.783130%
Unscheduled Principal	13,530,092.09	74	0.52%							
Liquidations	1,004,590.61	4	0.04%				<b>Prepayment Charges</b>			
Repurchases	0.00	0	0.00%					<b>Amount</b>	<b>Count</b>	
Ending Pool	2,451,805,740.76	12,213	94.30%				Current	52,941.71	15	
							Cumulative	715,369.73	166	
<b>Ending Actual Balance</b>	<b>2,453,016,990.78</b>									
<b>Average Loan Balance</b>	<b>200,753.77</b>									
<b>Current Loss Detail</b>	<b>Amount</b>									
Liquidation	1,004,590.61						<b>Pool Composition</b>			
Realized Loss	246,093.08						<b>Properties</b>	<b>Balance</b>	<b>%/Score</b>	
Realized Loss Adjustment	(1,019.51)						Cut-off LTV	2,289,664,037.00	92.54%	
Net Liquidation	759,517.04						Cash Out/Refinance	935,781,650.70	37.82%	
							SFR	1,685,485,148.42	68.12%	
							Owner Occupied	2,400,485,291.55	97.02%	
<b>Credit Enhancement</b>	<b>Amount</b>	<b>%</b>						<b>Min</b>	<b>Max</b>	<b>WA</b>
Original OC	38,990,268.31	1.50%					FICO	540	816	653.62
Target OC	38,999,855.52	1.50%								
Beginning OC	38,999,855.56									
Ending OC	38,999,855.52									
Most Senior Certificates	2,034,256,008.75									

**Legend:** (1) 60 Days+, REO, BK, F/C % (2) (1) > (6) \* (4), then TRUE (3) Condn: Cum Loss > specified thresholds (4) (Ending Pool Bal - Most Senior Certs) / Ending Pool Bal (5) Defined Benchmark (6) Defined Benchmark (Used in Delinq Event Calc)

**Note:** Delinquency and Loss Event Triggers may be flagged as "Yes" prior to the Step Down Date on account of the percentage thresholds being breached.





**First Franklin Mortgage Loan Trust  
Mortgage Loan Asset-Backed Certificates  
Series 2007-FF2**

**Distribution Date: 26-Nov-07  
Pool Detail and Performance Indicators Group 1 Fixed**

Pool Detail			Performance Indicators			Misc/Additional Information				
Pool Level Information			Factors Impacting Principal Payment Rules			WA Rates/Life				
Historical	Amount	Count	Delinquency Levels	Num	Den	%	Fixed	Adj	Overall	
Cut-off Pool Balance	1,225,962,515.13	6,443	3 mo. Rolling Average	97,190,583	1,163,829,317	8.36%	WAC - Remit Current	7.84%	7.22%	7.34%
Cum Scheduled Principal	3,715,570.98		6 mo. Rolling Average	68,961,191	1,175,070,019	5.90%	WAC - Remit Original	7.86%	7.24%	7.36%
Cum Unscheduled Principal	64,204,417.06		12 mo. Rolling Average	46,882,777	1,186,988,793	4.01%	WAC - Current	8.34%	7.72%	7.84%
Cum Liquidations	2,093,559.28		Loss Levels	Amount	Count		WAC - Original	8.36%	7.74%	7.86%
Cum Repurchases	668,820.34		3 mo. Cum Loss	473,035.72	9		WAL - Current	342.48	349.94	348.33
			6 mo. Cum loss	508,856.63	9		WAL - Original	350.43	357.94	356.41
			12 mo. Cum Loss	508,856.63	9					
Current	Amount	Count	%							
Beginning Pool	1,164,668,397.61	6,157	95.00%							
Scheduled Principal	413,100.08		0.03%							
Unscheduled Principal	7,951,926.46	45	0.65%							
Liquidations	355,142.08	2	0.03%							
Repurchases	0.00	0	0.00%							
Ending Pool	1,155,948,228.99	6,110	94.29%							
<b>Ending Actual Balance</b>	<b>1,156,509,245.41</b>									
<b>Average Loan Balance</b>	<b>189,189.56</b>									
							Prepayment Charges			
							Amount	Count		
							Current	37,284.08	9	
							Cumulative	367,077.70	78	
							Pool Composition			
							Properties	Balance	%/Score	
							Cut-off LTV	1,066,134,079.10	91.28%	
							Cash Out/Refinance	555,471,976.54	47.56%	
							SFR	789,716,866.61	67.61%	
							Owner Occupied	1,121,257,652.66	96.00%	
								<b>Min</b>	<b>Max</b>	<b>WA</b>
							FICO	540	811	649.99

**Legend:** (1) 60 Days+, REO, BK, F/C %      (3) Condn: Cum Loss > specified thresholds      (5) Defined Benchmark  
(2) (1) > (6) \* (4), then TRUE      (4) (Ending Pool Bal - Most Senior Certs) / Ending Pool Bal      (6) Defined Benchmark (Used in Delinq Event Calc)

**Note:** Delinquency and Loss Event Triggers may be flagged as "Yes" prior to the Step Down Date on account of the percentage thresholds being breached.



**First Franklin Mortgage Loan Trust  
Mortgage Loan Asset-Backed Certificates  
Series 2007-FF2**

**Distribution Date: 26-Nov-07  
Pool Detail and Performance Indicators Group 2 Fixed**

Pool Detail	Performance Indicators			Misc/Additional Information							
Pool Level Information	Factors Impacting Principal Payment Rules			WA Rates/Life							
<b>Historical</b>	<b>Amount</b>	<b>Count</b>		<b>Delinquency Levels</b>	<b>Num</b>	<b>Den</b>	<b>%</b>		<b>Fixed</b>	<b>Adj</b>	<b>Overall</b>
Cut-off Pool Balance	1,374,027,853.18	6,376		3 mo. Rolling Average	195,197,283	1,301,590,826	15.00%	WAC - Remit Current	8.06%	7.08%	7.28%
Cum Scheduled Principal	3,598,226.22			6 mo. Rolling Average	144,764,861	1,313,040,022	11.07%	WAC - Remit Original	8.08%	7.09%	7.29%
Cum Unscheduled Principal	71,405,408.55			12 mo. Rolling Average	99,256,577	1,324,583,744	7.58%	WAC - Current	8.56%	7.58%	7.78%
Cum Liquidations	3,166,706.64			<b>Loss Levels</b>	<b>Amount</b>	<b>Count</b>		WAC - Original	8.58%	7.59%	7.79%
Cum Repurchases	0.00			3 mo. Cum Loss	477,331.07	8		WAL - Current	344.48	349.79	348.69
<b>Current</b>	<b>Amount</b>	<b>Count</b>	<b>%</b>	6 mo. Cum loss	497,910.46	9		WAL - Original	352.49	357.79	356.71
Beginning Pool	1,302,487,466.70	6,134	94.79%	12 mo. Cum Loss	497,910.46	9					
Scheduled Principal	402,340.77		0.03%					<b>Prepayment Charges</b>			
Unscheduled Principal	5,578,165.63	29	0.41%						<b>Amount</b>	<b>Count</b>	
Liquidations	649,448.53	2	0.05%					Current	15,657.63	6	
Repurchases	0.00	0	0.00%					Cumulative	348,292.03	88	
Ending Pool	1,295,857,511.77	6,103	94.31%					<b>Pool Composition</b>			
<b>Ending Actual Balance</b>	1,296,507,745.37							<b>Properties</b>	<b>Balance</b>	<b>%/Score</b>	
<b>Average Loan Balance</b>	212,331.23							Cut-off LTV	1,223,529,957.90	93.67%	
<b>Current Loss Detail</b>	<b>Amount</b>							Cash Out/Refinance	380,309,674.16	29.12%	
Liquidation	649,448.53							SFR	895,768,281.81	68.58%	
Realized Loss	195,438.89							Owner Occupied	1,279,227,638.89	97.93%	
Realized Loss Adjustment	530.90								<b>Min</b>	<b>Max</b>	<b>W A</b>
Net Liquidation	453,478.74							FICO	540	816	656.87

**Legend:** (1) 60 Days+, REO, BK, F/C %      (2) (1) > (6) \* (4), then TRUE      (3) Condn: Cum Loss > specified thresholds      (4) (Ending Pool Bal - Most Senior Certs) / Ending Pool Bal      (5) Defined Benchmark      (6) Defined Benchmark (Used in Delinq Event Calc)

**Note:** Delinquency and Loss Event Triggers may be flagged as "Yes" prior to the Step Down Date on account of the percentage thresholds being breached.



**First Franklin Mortgage Loan Trust  
Mortgage Loan Asset-Backed Certificates  
Series 2007-FF2**

***Distribution Date: 26-Nov-07  
Bond Interest Reconciliation***

-- Accrual --															----- Recovered -----		----- Outstanding -----	
Class	Method	Days	Opening Balance	Pass-Thru Rate	Accrual Certificate Interest	Total Interest Additions	Total Interest Deductions	Distributable Certificate Interest	Interest Payment Amount	Interest Carry-Forward Amount	Floating Rate Certificate Carry-Over	Interest Carry-Forward Amount	Floating Rate Certificate Carry-Over	Net Cap Rate in Effect Y/N				
A-1	Act/360	32	960,627,542.74	5.012500000%	4,280,129.38	0.00	0.00	4,280,129.40	4,280,129.40	0.00	0.00	0.00	0.00	No				
A-2A	Act/360	32	413,448,466.04	4.922500000%	1,809,066.73	0.00	0.00	1,809,066.73	1,809,066.73	0.00	0.00	0.00	0.00	No				
A-2B	Act/360	32	229,341,999.99	4.972500000%	1,013,691.64	0.00	0.00	1,013,691.64	1,013,691.64	0.00	0.00	0.00	0.00	No				
A-2C	Act/360	32	296,623,999.99	5.022500000%	1,324,261.37	0.00	0.00	1,324,261.37	1,324,261.37	0.00	0.00	0.00	0.00	No				
A-2D	Act/360	32	134,213,999.99	5.092500000%	607,542.04	0.00	0.00	607,542.04	607,542.04	0.00	0.00	0.00	0.00	No				
M-1	Act/360	32	77,999,000.00	5.102500000%	353,768.80	0.00	0.00	353,768.80	353,768.80	0.00	0.00	0.00	0.00	No				
M-2	Act/360	32	66,851,000.00	5.152500000%	306,177.58	0.00	0.00	306,177.58	306,177.58	0.00	0.00	0.00	0.00	No				
M-3	Act/360	32	47,550,000.00	5.172500000%	218,624.33	0.00	0.00	218,624.33	218,624.33	0.00	0.00	0.00	0.00	No				
M-4	Act/360	32	40,300,000.00	5.302500000%	189,947.33	0.00	0.00	189,947.33	189,947.33	0.00	0.00	0.00	0.00	No				
M-5	Act/360	32	37,700,000.00	5.352500000%	179,368.22	0.00	0.00	179,368.22	179,368.22	0.00	0.00	0.00	0.00	No				
M-6	Act/360	32	36,400,000.00	5.392500000%	174,477.33	0.00	0.00	174,477.33	174,477.33	0.00	0.00	0.00	0.00	No				
B-1	Act/360	32	24,700,000.00	6.522500000%	143,205.11	0.00	0.00	143,205.11	143,205.11	0.00	0.00	0.00	0.00	No				
B-2	Act/360	32	19,500,000.00	6.622500000%	114,790.00	0.00	0.00	114,790.00	114,790.00	0.00	0.00	0.00	0.00	No				
B-3	Act/360	32	16,900,000.00	6.622500000%	99,484.67	0.00	0.00	99,484.67	99,484.67	0.00	0.00	0.00	0.00	No				
B-4	Act/360	32	26,000,000.00	6.622500000%	153,053.33	0.00	0.00	153,053.33	153,053.33	0.00	0.00	0.00	0.00	No				
C			2,467,155,864.31	N/A	3,932,918.60	181,444.53	0.00	3,995,916.76	3,995,916.76	0.00	0.00	0.00	0.00	No				
P			0.00	N/A	0.00	52,941.71	0.00	52,941.71	52,941.71	0.00	0.00	0.00	0.00	N/A				
R	Act/360	32	0.00	5.012500000%	0.00	0.00	0.00	0.00	0.00	0.00	0.00	0.00	0.00	N/A				
Total			2,428,156,008.75		14,900,506.46	234,386.24	0.00	15,016,446.35	15,016,446.35	0.00	0.00	0.00	0.00					



**First Franklin Mortgage Loan Trust  
Mortgage Loan Asset-Backed Certificates  
Series 2007-FF2**

***Distribution Date: 26-Nov-07  
Bond Interest Reconciliation - Part II***

Class	Record Date	Prior Interest Due Date	Current Interest Due Date	----- REMIC -----				----- Non-REMIC -----			----- Deductions -----			
				Accrual Certificate Interest	Interest Carry-Forward	Supplemental Interest Trust	Payments From Cap Contracts	Prepayment Premiums	Floating Rate Certificate Carry-Over	Other Interest Proceeds <sup>(1)</sup>	Non-Supported Interest Shortfall	Interest Carry-Forward <sup>(2)</sup>	Floating Rate Certificate Carry-Over	
A-1	31-Oct-07	25-Oct-07	26-Nov-07	4,280,129.38	0.00	0.00	0.00	0.00	0.00	0.00	0.00	0.00	0.00	0.00
A-2A	31-Oct-07	25-Oct-07	26-Nov-07	1,809,066.73	0.00	0.00	0.00	0.00	0.00	0.00	0.00	0.00	0.00	0.00
A-2B	31-Oct-07	25-Oct-07	26-Nov-07	1,013,691.64	0.00	0.00	0.00	0.00	0.00	0.00	0.00	0.00	0.00	0.00
A-2C	31-Oct-07	25-Oct-07	26-Nov-07	1,324,261.37	0.00	0.00	0.00	0.00	0.00	0.00	0.00	0.00	0.00	0.00
A-2D	31-Oct-07	25-Oct-07	26-Nov-07	607,542.04	0.00	0.00	0.00	0.00	0.00	0.00	0.00	0.00	0.00	0.00
M-1	31-Oct-07	25-Oct-07	26-Nov-07	353,768.80	0.00	0.00	0.00	0.00	0.00	0.00	0.00	0.00	0.00	0.00
M-2	31-Oct-07	25-Oct-07	26-Nov-07	306,177.58	0.00	0.00	0.00	0.00	0.00	0.00	0.00	0.00	0.00	0.00
M-3	31-Oct-07	25-Oct-07	26-Nov-07	218,624.33	0.00	0.00	0.00	0.00	0.00	0.00	0.00	0.00	0.00	0.00
M-4	31-Oct-07	25-Oct-07	26-Nov-07	189,947.33	0.00	0.00	0.00	0.00	0.00	0.00	0.00	0.00	0.00	0.00
M-5	31-Oct-07	25-Oct-07	26-Nov-07	179,368.22	0.00	0.00	0.00	0.00	0.00	0.00	0.00	0.00	0.00	0.00
M-6	31-Oct-07	25-Oct-07	26-Nov-07	174,477.33	0.00	0.00	0.00	0.00	0.00	0.00	0.00	0.00	0.00	0.00
B-1	31-Oct-07	25-Oct-07	26-Nov-07	143,205.11	0.00	0.00	0.00	0.00	0.00	0.00	0.00	0.00	0.00	0.00
B-2	31-Oct-07	25-Oct-07	26-Nov-07	114,790.00	0.00	0.00	0.00	0.00	0.00	0.00	0.00	0.00	0.00	0.00
B-3	31-Oct-07	25-Oct-07	26-Nov-07	99,484.67	0.00	0.00	0.00	0.00	0.00	0.00	0.00	0.00	0.00	0.00
B-4	31-Oct-07	25-Oct-07	26-Nov-07	153,053.33	0.00	0.00	0.00	0.00	0.00	0.00	0.00	0.00	0.00	0.00
C	31-Oct-07	25-Oct-07	26-Nov-07	3,932,918.60	0.00	0.00	0.00	0.00	0.00	181,444.53	0.00	0.00	0.00	0.00
P	31-Oct-07	25-Oct-07	26-Nov-07	0.00	0.00	0.00	0.00	52,941.71	0.00	0.00	0.00	0.00	0.00	0.00
R	31-Oct-07	25-Oct-07	26-Nov-07	0.00	0.00	0.00	0.00	0.00	0.00	0.00	0.00	0.00	0.00	0.00
Total				14,900,506.46	0.00	0.00	0.00	52,941.71	0.00	181,444.53	0.00	0.00	0.00	0.00

<sup>(1)</sup> Other Interest Proceeds are additional interest amounts specifically allocated to the bond(s) and used in determining the bonds Distributable Interest.

<sup>(2)</sup> Interest Carry-Forward Shortfall is unpaid interest with interest thereon.



**First Franklin Mortgage Loan Trust  
Mortgage Loan Asset-Backed Certificates  
Series 2007-FF2**

***Distribution Date: 26-Nov-07  
Bond Principal Reconciliation***

Class	Original Class Balance	Beginning Class Balance	Scheduled Principal Payment	Unscheduled Principal Payment	Extra Principal Payment	----- L o s s e s -----				Ending Class Balance	Rated Final Maturity	- Credit Support -	
						Prior Loss Reimburs.	Current Losses	Cumulative Losses	Interest on Losses			Original	Current
A-1	1,021,839,000.00	960,627,542.74	413,100.08	8,257,964.76	140,684.64	0.00	0.00	0.00	0.00	951,815,793.26	25-Mar-37	16.62%	17.66%
A-2A	485,081,000.00	413,448,466.04	402,340.77	6,031,644.37	104,388.89	0.00	0.00	0.00	0.00	406,910,092.01	25-Mar-37	16.62%	17.66%
A-2B	229,342,000.00	229,341,999.99	0.00	0.00	0.00	0.00	0.00	0.00	0.00	229,341,999.99	25-Mar-37	16.62%	17.66%
A-2C	296,624,000.00	296,623,999.99	0.00	0.00	0.00	0.00	0.00	0.00	0.00	296,623,999.99	25-Mar-37	16.62%	17.66%
A-2D	134,214,000.00	134,213,999.99	0.00	0.00	0.00	0.00	0.00	0.00	0.00	134,213,999.99	25-Mar-37	16.62%	17.66%
M-1	77,999,000.00	77,999,000.00	0.00	0.00	0.00	0.00	0.00	0.00	0.00	77,999,000.00	25-Mar-37	13.62%	14.48%
M-2	66,851,000.00	66,851,000.00	0.00	0.00	0.00	0.00	0.00	0.00	0.00	66,851,000.00	25-Mar-37	11.05%	11.75%
M-3	47,550,000.00	47,550,000.00	0.00	0.00	0.00	0.00	0.00	0.00	0.00	47,550,000.00	25-Mar-37	9.22%	9.81%
M-4	40,300,000.00	40,300,000.00	0.00	0.00	0.00	0.00	0.00	0.00	0.00	40,300,000.00	25-Mar-37	7.67%	8.17%
M-5	37,700,000.00	37,700,000.00	0.00	0.00	0.00	0.00	0.00	0.00	0.00	37,700,000.00	25-Mar-37	6.22%	6.63%
M-6	36,400,000.00	36,400,000.00	0.00	0.00	0.00	0.00	0.00	0.00	0.00	36,400,000.00	25-Mar-37	4.82%	5.14%
B-1	24,700,000.00	24,700,000.00	0.00	0.00	0.00	0.00	0.00	0.00	0.00	24,700,000.00	25-Mar-37	3.86%	4.14%
B-2	19,500,000.00	19,500,000.00	0.00	0.00	0.00	0.00	0.00	0.00	0.00	19,500,000.00	25-Mar-37	3.11%	3.34%
B-3	16,900,000.00	16,900,000.00	0.00	0.00	0.00	0.00	0.00	0.00	0.00	16,900,000.00	25-Mar-37	2.46%	2.65%
B-4	26,000,000.00	26,000,000.00	0.00	0.00	0.00	0.00	0.00	0.00	0.00	26,000,000.00	25-Mar-37	0.00%	0.00%
C	2,599,990,368.31	2,467,155,864.31	0.00	0.00	0.00	0.00	0.00	0.00	0.00	2,451,805,740.76	25-Mar-37	N/A	N/A
P	0.00	0.00	0.00	0.00	0.00	0.00	0.00	0.00	0.00	0.00	25-Mar-37	N/A	N/A
R	100.00	0.00	0.00	0.00	0.00	0.00	0.00	0.00	0.00	0.00	25-Mar-37	N/A	N/A
Total	2,561,000,100.00	2,428,156,008.75	815,440.85	14,289,609.13	245,073.53	0.00	0.00	0.00	0.00	2,412,805,885.24			



**First Franklin Mortgage Loan Trust  
Mortgage Loan Asset-Backed Certificates  
Series 2007-FF2**

***Distribution Date: 26-Nov-07  
Ratings Information***

Class	CUSIP	----- Original Ratings -----				----- Ratings Change / Change Date <sup>(1)</sup> -----				
		Fitch	Moody's	DBRS	S&P	Fitch	Moody's	DBRS	S&P	
A-1	32029GAA2	NR	Aaa	NR	AAA					
A-2A	32029GAB0	NR	Aaa	NR	AAA					
A-2B	32029GAC8	NR	Aaa	NR	AAA					
A-2C	32029GAD6	NR	Aaa	NR	AAA					
A-2D	32029GAE4	NR	Aaa	NR	AAA					
M-1	32029GAF1	NR	Aa1	NR	AA+					
M-2	32029GAG9	NR	Aa2	NR	AA				AA-	17-Oct-07
M-3	32029GAH7	NR	Aa3	NR	AA				A-	17-Oct-07
M-4	32029GAJ3	NR	A1	NR	A+				BBB+	17-Oct-07
M-5	32029GAK0	NR	A2	NR	A				BBB-	17-Oct-07
M-6	32029GAL8	NR	A3	NR	A-				BB+	17-Oct-07
B-1	32029GAM6	NR	Baa1	NR	BBB+				BB+	17-Oct-07
B-2	32029GAN4	NR	Baa2	NR	BBB				BB	17-Oct-07
B-3	32029GAP9	NR	Baa3	NR	BBB-				BB-	17-Oct-07
B-4	32029GAQ7	NR	Ba1	NR	BB+				B+	17-Oct-07
C	32029GAR5	NR	NR	NR	NR					
P	32029GAS3	NR	NR	NR	NR					
R	32029GAT1	NR	NR	NR	AAA					

NR - Designates that the class was not rated by the rating agency.

<sup>(1)</sup> Changed ratings provided on this report are based on information provided by the applicable rating agency via electronic transmission. It shall be understood that this transmission will generally have been provided to LaSalle within 30 days of the payment date listed on this statement. Because ratings may have changed during the 30 day window, or may not be being provided by the rating agency in an electronic format and therefore not being updated on this report, LaSalle recommends that investors obtain current rating information directly from the rating agency.



**First Franklin Mortgage Loan Trust  
Mortgage Loan Asset-Backed Certificates  
Series 2007-FF2**

**Distribution Date: 26-Nov-07**

**Asset-Backed Facts ~ 15 Month Historical Loan Status Summary Part I (as of Cut-Off)**

Distribution Date	Current		Delinq 1 Month		Delinq 2 Months		Delinq 3+ Months		Bankruptcy		Foreclosure		REO	
	Count	Balance	Count	Balance	Count	Balance	Count	Balance	Count	Balance	Count	Balance	Count	Balance
<b>Total (ALL Loans)</b>														
26-Nov-07	10,436	1,995,028,850	542	110,691,392	290	69,165,519	94	21,584,231	57	14,277,094	664	195,069,964	130	45,988,691
25-Oct-07	10,723	2,056,239,308	525	115,776,401	272	65,636,989	73	15,971,727	32	6,402,346	610	190,071,778	56	17,057,316
25-Sep-07	11,076	2,136,883,255	469	104,477,624	257	62,905,084	104	28,841,031	24	4,544,049	415	139,647,780	0	0
27-Aug-07	11,388	2,213,308,622	410	91,978,534	244	67,204,761	59	17,331,187	13	2,941,346	294	99,662,308	0	0
25-Jul-07	11,683	2,287,404,139	382	93,058,385	170	47,813,861	40	11,866,588	17	3,385,255	194	68,388,493	0	0
25-Jun-07	12,024	2,376,233,318	268	65,224,109	163	56,040,782	11	3,176,564	10	1,705,985	79	25,675,584	0	0
25-May-07	12,297	2,441,263,282	224	69,416,737	44	13,977,263	0	0	6	912,411	54	16,672,122	0	0
25-Apr-07	12,571	2,523,695,606	112	33,388,295	6	1,336,078	0	0	0	0	0	0	0	0
26-Mar-07	12,736	2,573,217,687	8	1,613,103	0	0	0	0	0	0	0	0	0	0

<b>Total (ALL Loans)</b>														
26-Nov-07	85.45%	81.37%	4.44%	4.51%	2.37%	2.82%	0.77%	0.88%	0.47%	0.58%	5.44%	7.96%	1.06%	1.88%
25-Oct-07	87.24%	83.34%	4.27%	4.69%	2.21%	2.66%	0.59%	0.65%	0.26%	0.26%	4.96%	7.70%	0.46%	0.69%
25-Sep-07	89.72%	86.26%	3.80%	4.22%	2.08%	2.54%	0.84%	1.16%	0.19%	0.18%	3.36%	5.64%	0.00%	0.00%
27-Aug-07	91.78%	88.80%	3.30%	3.69%	1.97%	2.70%	0.48%	0.70%	0.10%	0.12%	2.37%	4.00%	0.00%	0.00%
25-Jul-07	93.57%	91.06%	3.06%	3.70%	1.36%	1.90%	0.32%	0.47%	0.14%	0.13%	1.55%	2.72%	0.00%	0.00%
25-Jun-07	95.77%	93.99%	2.13%	2.58%	1.30%	2.22%	0.09%	0.13%	0.08%	0.07%	0.63%	1.02%	0.00%	0.00%
25-May-07	97.40%	96.03%	1.77%	2.73%	0.35%	0.55%	0.00%	0.00%	0.05%	0.04%	0.43%	0.66%	0.00%	0.00%
25-Apr-07	99.07%	98.64%	0.88%	1.31%	0.05%	0.05%	0.00%	0.00%	0.00%	0.00%	0.00%	0.00%	0.00%	0.00%
26-Mar-07	99.94%	99.94%	0.06%	0.06%	0.00%	0.00%	0.00%	0.00%	0.00%	0.00%	0.00%	0.00%	0.00%	0.00%

Loan status figures for periods prior to October 2007 do not reflect active REO loans for the respective period.



**First Franklin Mortgage Loan Trust  
Mortgage Loan Asset-Backed Certificates  
Series 2007-FF2**

**Distribution Date: 26-Nov-07**

**Asset-Backed Facts ~ 15 Month Historical Loan Status Summary Part I (as of Cut-Off)**

Distribution Date	Current		Delinq 1 Month		Delinq 2 Months		Delinq 3+ Months		Bankruptcy		Foreclosure		REO	
	Count	Balance	Count	Balance	Count	Balance	Count	Balance	Count	Balance	Count	Balance	Count	Balance
<b>Group 1 ARMS - Total</b>														
26-Nov-07	5,331	989,391,563	258	49,745,647	138	28,356,695	40	8,969,974	30	5,802,054	270	63,895,764	43	9,786,532
25-Oct-07	5,488	1,020,935,229	233	45,493,395	116	23,088,723	39	9,014,200	20	3,401,894	244	59,191,032	17	3,543,924
25-Sep-07	5,646	1,052,754,910	215	41,595,460	107	23,587,818	41	8,754,241	14	2,743,872	165	41,435,024	0	0
27-Aug-07	5,790	1,081,518,799	182	37,003,252	106	23,527,584	27	5,865,403	4	737,684	112	28,598,665	0	0
25-Jul-07	5,934	1,112,781,638	163	33,251,406	79	18,884,540	17	4,417,851	7	1,266,247	69	16,529,153	0	0
25-Jun-07	6,087	1,145,599,656	119	26,582,012	66	15,437,664	4	915,048	4	520,609	23	5,494,953	0	0
25-May-07	6,211	1,174,079,289	98	21,055,986	18	3,850,182	0	0	3	478,364	13	3,306,043	0	0
25-Apr-07	6,344	1,202,675,851	37	8,432,520	3	543,257	0	0	0	0	0	0	0	0
26-Mar-07	6,407	1,217,394,669	4	662,857	0	0	0	0	0	0	0	0	0	0

<b>Group 1 ARMS - Total</b>														
26-Nov-07	87.25%	85.59%	4.22%	4.30%	2.26%	2.45%	0.65%	0.78%	0.49%	0.50%	4.42%	5.53%	0.70%	0.85%
25-Oct-07	89.13%	87.66%	3.78%	3.91%	1.88%	1.98%	0.63%	0.77%	0.32%	0.29%	3.96%	5.08%	0.28%	0.30%
25-Sep-07	91.24%	89.91%	3.47%	3.55%	1.73%	2.01%	0.66%	0.75%	0.23%	0.23%	2.67%	3.54%	0.00%	0.00%
27-Aug-07	93.07%	91.87%	2.93%	3.14%	1.70%	2.00%	0.43%	0.50%	0.06%	0.06%	1.80%	2.43%	0.00%	0.00%
25-Jul-07	94.66%	93.74%	2.60%	2.80%	1.26%	1.59%	0.27%	0.37%	0.11%	0.11%	1.10%	1.39%	0.00%	0.00%
25-Jun-07	96.57%	95.90%	1.89%	2.23%	1.05%	1.29%	0.06%	0.08%	0.06%	0.04%	0.36%	0.46%	0.00%	0.00%
25-May-07	97.92%	97.61%	1.55%	1.75%	0.28%	0.32%	0.00%	0.00%	0.05%	0.04%	0.20%	0.27%	0.00%	0.00%
25-Apr-07	99.37%	99.26%	0.58%	0.70%	0.05%	0.04%	0.00%	0.00%	0.00%	0.00%	0.00%	0.00%	0.00%	0.00%
26-Mar-07	99.94%	99.95%	0.06%	0.05%	0.00%	0.00%	0.00%	0.00%	0.00%	0.00%	0.00%	0.00%	0.00%	0.00%

Loan status figures for periods prior to October 2007 do not reflect active REO loans for the respective period.





**First Franklin Mortgage Loan Trust  
Mortgage Loan Asset-Backed Certificates  
Series 2007-FF2**

**Distribution Date: 26-Nov-07  
Asset-Backed Facts ~ 15 Month Historical Loan Status Summary Part I (as of Cut-Off)**

Distribution Date	Current		Delinq 1 Month		Delinq 2 Months		Delinq 3+ Months		Bankruptcy		Foreclosure		REO	
	Count	Balance	Count	Balance	Count	Balance	Count	Balance	Count	Balance	Count	Balance	Count	Balance
<b>Group 1 ARMS</b>														
26-Nov-07	3,938	775,557,233	201	40,601,750	109	23,562,683	29	7,024,245	20	3,947,542	228	57,961,415	41	9,528,636
25-Oct-07	4,076	803,141,748	178	37,283,942	88	19,052,716	30	7,359,919	12	2,329,518	210	53,751,151	15	3,285,965
25-Sep-07	4,199	829,600,097	162	34,185,897	79	19,177,865	34	7,528,583	10	2,062,088	148	38,761,891	0	0
27-Aug-07	4,315	854,611,221	136	30,047,384	89	20,798,386	21	4,952,304	1	191,767	99	26,321,547	0	0
25-Jul-07	4,428	881,558,417	126	27,326,173	71	17,585,698	12	3,322,898	4	720,171	57	14,566,383	0	0
25-Jun-07	4,549	908,197,569	100	23,866,247	53	13,557,338	3	622,448	2	302,127	17	4,450,999	0	0
25-May-07	4,655	934,133,286	77	17,663,616	14	3,243,513	0	0	1	226,547	9	2,541,797	0	0
25-Apr-07	4,758	957,219,512	30	7,276,629	1	149,856	0	0	0	0	0	0	0	0
26-Mar-07	4,809	969,550,469	3	499,227	0	0	0	0	0	0	0	0	0	0

<b>Group 1 ARMS</b>														
Distribution Date	Current Count	Current Balance	Delinq 1 Month Count	Delinq 1 Month Balance	Delinq 2 Months Count	Delinq 2 Months Balance	Delinq 3+ Months Count	Delinq 3+ Months Balance	Bankruptcy Count	Bankruptcy Balance	Foreclosure Count	Foreclosure Balance	REO Count	REO Balance
26-Nov-07	86.25%	84.47%	4.40%	4.42%	2.39%	2.57%	0.64%	0.77%	0.44%	0.43%	4.99%	6.31%	0.90%	1.04%
25-Oct-07	88.44%	86.71%	3.86%	4.03%	1.91%	2.06%	0.65%	0.79%	0.26%	0.25%	4.56%	5.80%	0.33%	0.35%
25-Sep-07	90.65%	89.08%	3.50%	3.67%	1.71%	2.06%	0.73%	0.81%	0.22%	0.22%	3.20%	4.16%	0.00%	0.00%
27-Aug-07	92.58%	91.21%	2.92%	3.21%	1.91%	2.22%	0.45%	0.53%	0.02%	0.02%	2.12%	2.81%	0.00%	0.00%
25-Jul-07	94.25%	93.28%	2.68%	2.89%	1.51%	1.86%	0.26%	0.35%	0.09%	0.08%	1.21%	1.54%	0.00%	0.00%
25-Jun-07	96.30%	95.50%	2.12%	2.51%	1.12%	1.43%	0.06%	0.07%	0.04%	0.03%	0.36%	0.47%	0.00%	0.00%
25-May-07	97.88%	97.53%	1.62%	1.84%	0.29%	0.34%	0.00%	0.00%	0.02%	0.02%	0.19%	0.27%	0.00%	0.00%
25-Apr-07	99.35%	99.23%	0.63%	0.75%	0.02%	0.02%	0.00%	0.00%	0.00%	0.00%	0.00%	0.00%	0.00%	0.00%
26-Mar-07	99.94%	99.95%	0.06%	0.05%	0.00%	0.00%	0.00%	0.00%	0.00%	0.00%	0.00%	0.00%	0.00%	0.00%

Loan status figures for periods prior to October 2007 do not reflect active REO loans for the respective period.



**First Franklin Mortgage Loan Trust  
Mortgage Loan Asset-Backed Certificates  
Series 2007-FF2**

**Distribution Date: 26-Nov-07  
Asset-Backed Facts ~ 15 Month Historical Loan Status Summary Part I (as of Cut-Off)**

Distribution Date	Current		Delinq 1 Month		Delinq 2 Months		Delinq 3+ Months		Bankruptcy		Foreclosure		REO	
	Count	Balance	Count	Balance	Count	Balance	Count	Balance	Count	Balance	Count	Balance	Count	Balance
<b>Group 1 Fixed</b>														
26-Nov-07	1,393	213,834,330	57	9,143,896	29	4,794,012	11	1,945,729	10	1,854,512	42	5,934,349	2	257,896
25-Oct-07	1,412	217,793,481	55	8,209,453	28	4,036,008	9	1,654,282	8	1,072,376	34	5,439,881	2	257,959
25-Sep-07	1,447	223,154,814	53	7,409,563	28	4,409,954	7	1,225,658	4	681,784	17	2,673,133	0	0
27-Aug-07	1,475	226,907,578	46	6,955,868	17	2,729,198	6	913,099	3	545,917	13	2,277,118	0	0
25-Jul-07	1,506	231,223,221	37	5,925,233	8	1,298,841	5	1,094,953	3	546,076	12	1,962,770	0	0
25-Jun-07	1,538	237,402,086	19	2,715,765	13	1,880,325	1	292,600	2	218,482	6	1,043,954	0	0
25-May-07	1,556	239,946,003	21	3,392,371	4	606,670	0	0	2	251,817	4	764,246	0	0
25-Apr-07	1,586	245,456,338	7	1,155,892	2	393,401	0	0	0	0	0	0	0	0
26-Mar-07	1,598	247,844,200	1	163,630	0	0	0	0	0	0	0	0	0	0

<b>Group 1 Fixed</b>														
26-Nov-07	90.22%	89.94%	3.69%	3.85%	1.88%	2.02%	0.71%	0.82%	0.65%	0.78%	2.72%	2.50%	0.13%	0.11%
25-Oct-07	91.21%	91.33%	3.55%	3.44%	1.81%	1.69%	0.58%	0.69%	0.52%	0.45%	2.20%	2.28%	0.13%	0.11%
25-Sep-07	92.99%	93.15%	3.41%	3.09%	1.80%	1.84%	0.45%	0.51%	0.26%	0.28%	1.09%	1.12%	0.00%	0.00%
27-Aug-07	94.55%	94.42%	2.95%	2.89%	1.09%	1.14%	0.38%	0.38%	0.19%	0.23%	0.83%	0.95%	0.00%	0.00%
25-Jul-07	95.86%	95.53%	2.36%	2.45%	0.51%	0.54%	0.32%	0.45%	0.19%	0.23%	0.76%	0.81%	0.00%	0.00%
25-Jun-07	97.40%	97.47%	1.20%	1.12%	0.82%	0.77%	0.06%	0.12%	0.13%	0.09%	0.38%	0.43%	0.00%	0.00%
25-May-07	98.05%	97.95%	1.32%	1.38%	0.25%	0.25%	0.00%	0.00%	0.13%	0.10%	0.25%	0.31%	0.00%	0.00%
25-Apr-07	99.44%	99.37%	0.44%	0.47%	0.13%	0.16%	0.00%	0.00%	0.00%	0.00%	0.00%	0.00%	0.00%	0.00%
26-Mar-07	99.94%	99.93%	0.06%	0.07%	0.00%	0.00%	0.00%	0.00%	0.00%	0.00%	0.00%	0.00%	0.00%	0.00%

Loan status figures for periods prior to October 2007 do not reflect active REO loans for the respective period.



**First Franklin Mortgage Loan Trust  
Mortgage Loan Asset-Backed Certificates  
Series 2007-FF2**

**Distribution Date: 26-Nov-07**

**Asset-Backed Facts ~ 15 Month Historical Loan Status Summary Part I (as of Cut-Off)**

Distribution Date	Current		Delinq 1 Month		Delinq 2 Months		Delinq 3+ Months		Bankruptcy		Foreclosure		REO	
	Count	Balance	Count	Balance	Count	Balance	Count	Balance	Count	Balance	Count	Balance	Count	Balance
<b>Group 2 ARMS - Total</b>														
26-Nov-07	5,105	1,005,637,286	284	60,945,745	152	40,808,824	54	12,614,257	27	8,475,040	394	131,174,200	87	36,202,160
25-Oct-07	5,235	1,035,304,079	292	70,283,007	156	42,548,265	34	6,957,527	12	3,000,452	366	130,880,746	39	13,513,392
25-Sep-07	5,430	1,084,128,345	254	62,882,165	150	39,317,266	63	20,086,789	10	1,800,177	250	98,212,756	0	0
27-Aug-07	5,598	1,131,789,823	228	54,975,282	138	43,677,177	32	11,465,784	9	2,203,662	182	71,063,643	0	0
25-Jul-07	5,749	1,174,622,501	219	59,806,979	91	28,929,321	23	7,448,736	10	2,119,008	125	51,859,340	0	0
25-Jun-07	5,937	1,230,633,662	149	38,642,097	97	40,603,118	7	2,261,517	6	1,185,376	56	20,180,631	0	0
25-May-07	6,086	1,267,183,994	126	48,360,750	26	10,127,080	0	0	3	434,046	41	13,366,078	0	0
25-Apr-07	6,227	1,321,019,756	75	24,955,775	3	792,821	0	0	0	0	0	0	0	0
26-Mar-07	6,329	1,355,823,017	4	950,247	0	0	0	0	0	0	0	0	0	0

<b>Group 2 ARMS - Total</b>														
26-Nov-07	83.65%	77.60%	4.65%	4.70%	2.49%	3.15%	0.88%	0.97%	0.44%	0.65%	6.46%	10.12%	1.43%	2.79%
25-Oct-07	85.34%	79.49%	4.76%	5.40%	2.54%	3.27%	0.55%	0.53%	0.20%	0.23%	5.97%	10.05%	0.64%	1.04%
25-Sep-07	88.19%	82.98%	4.13%	4.81%	2.44%	3.01%	1.02%	1.54%	0.16%	0.14%	4.06%	7.52%	0.00%	0.00%
27-Aug-07	90.48%	86.06%	3.69%	4.18%	2.23%	3.32%	0.52%	0.87%	0.15%	0.17%	2.94%	5.40%	0.00%	0.00%
25-Jul-07	92.47%	88.67%	3.52%	4.51%	1.46%	2.18%	0.37%	0.56%	0.16%	0.16%	2.01%	3.91%	0.00%	0.00%
25-Jun-07	94.96%	92.29%	2.38%	2.90%	1.55%	3.04%	0.11%	0.17%	0.10%	0.09%	0.90%	1.51%	0.00%	0.00%
25-May-07	96.88%	94.60%	2.01%	3.61%	0.41%	0.76%	0.00%	0.00%	0.05%	0.03%	0.65%	1.00%	0.00%	0.00%
25-Apr-07	98.76%	98.09%	1.19%	1.85%	0.05%	0.06%	0.00%	0.00%	0.00%	0.00%	0.00%	0.00%	0.00%	0.00%
26-Mar-07	99.94%	99.93%	0.06%	0.07%	0.00%	0.00%	0.00%	0.00%	0.00%	0.00%	0.00%	0.00%	0.00%	0.00%

Loan status figures for periods prior to October 2007 do not reflect active REO loans for the respective period.



**First Franklin Mortgage Loan Trust  
Mortgage Loan Asset-Backed Certificates  
Series 2007-FF2**

**Distribution Date: 26-Nov-07**

**Asset-Backed Facts ~ 15 Month Historical Loan Status Summary Part I (as of Cut-Off)**

Distribution Date	Current		Delinq 1 Month		Delinq 2 Months		Delinq 3+ Months		Bankruptcy		Foreclosure		REO	
	Count	Balance	Count	Balance	Count	Balance	Count	Balance	Count	Balance	Count	Balance	Count	Balance
<b>Group 2 ARMS</b>														
26-Nov-07	3,281	773,060,849	177	48,743,508	102	34,937,605	38	9,922,681	21	7,777,055	318	120,926,657	72	33,394,115
25-Oct-07	3,360	796,275,802	195	58,494,205	116	37,848,453	23	5,952,878	10	2,877,473	296	120,648,534	30	11,933,749
25-Sep-07	3,498	838,630,833	172	52,722,292	105	34,660,075	52	18,530,259	7	1,543,454	211	90,977,620	0	0
27-Aug-07	3,620	881,134,248	148	45,987,734	108	39,475,229	27	10,619,693	7	1,929,623	155	65,857,963	0	0
25-Jul-07	3,721	917,344,877	160	52,695,751	76	26,659,072	18	6,466,411	8	1,919,969	105	48,451,983	0	0
25-Jun-07	3,871	969,274,903	101	31,886,970	84	38,789,276	5	1,641,717	4	995,662	46	18,100,782	0	0
25-May-07	3,969	998,402,047	109	46,411,705	21	8,963,813	0	0	2	319,057	33	11,754,672	0	0
25-Apr-07	4,088	1,049,603,985	62	22,577,777	1	246,400	0	0	0	0	0	0	0	0
26-Mar-07	4,172	1,081,462,591	2	403,806	0	0	0	0	0	0	0	0	0	0

<b>Group 2 ARMS</b>														
26-Nov-07	81.84%	75.14%	4.42%	4.74%	2.54%	3.40%	0.95%	0.96%	0.52%	0.76%	7.93%	11.75%	1.80%	3.25%
25-Oct-07	83.37%	77.01%	4.84%	5.66%	2.88%	3.66%	0.57%	0.58%	0.25%	0.28%	7.34%	11.67%	0.74%	1.15%
25-Sep-07	86.48%	80.87%	4.25%	5.08%	2.60%	3.34%	1.29%	1.79%	0.17%	0.15%	5.22%	8.77%	0.00%	0.00%
27-Aug-07	89.05%	84.32%	3.64%	4.40%	2.66%	3.78%	0.66%	1.02%	0.17%	0.18%	3.81%	6.30%	0.00%	0.00%
25-Jul-07	91.02%	87.07%	3.91%	5.00%	1.86%	2.53%	0.44%	0.61%	0.20%	0.18%	2.57%	4.60%	0.00%	0.00%
25-Jun-07	94.16%	91.38%	2.46%	3.01%	2.04%	3.66%	0.12%	0.15%	0.10%	0.09%	1.12%	1.71%	0.00%	0.00%
25-May-07	96.01%	93.67%	2.64%	4.35%	0.51%	0.84%	0.00%	0.00%	0.05%	0.03%	0.80%	1.10%	0.00%	0.00%
25-Apr-07	98.48%	97.87%	1.49%	2.11%	0.02%	0.02%	0.00%	0.00%	0.00%	0.00%	0.00%	0.00%	0.00%	0.00%
26-Mar-07	99.95%	99.96%	0.05%	0.04%	0.00%	0.00%	0.00%	0.00%	0.00%	0.00%	0.00%	0.00%	0.00%	0.00%

Loan status figures for periods prior to October 2007 do not reflect active REO loans for the respective period.



**First Franklin Mortgage Loan Trust  
Mortgage Loan Asset-Backed Certificates  
Series 2007-FF2**

**Distribution Date: 26-Nov-07**

**Asset-Backed Facts ~ 15 Month Historical Loan Status Summary Part I (as of Cut-Off)**

Distribution Date	Current		Delinq 1 Month		Delinq 2 Months		Delinq 3+ Months		Bankruptcy		Foreclosure		REO	
	Count	Balance	Count	Balance	Count	Balance	Count	Balance	Count	Balance	Count	Balance	Count	Balance
<b>Group 2 Fixed</b>														
26-Nov-07	1,824	232,576,438	107	12,202,237	50	5,871,219	16	2,691,576	6	697,984	76	10,247,543	15	2,808,045
25-Oct-07	1,875	239,028,276	97	11,788,801	40	4,699,812	11	1,004,649	2	122,979	70	10,232,212	9	1,579,642
25-Sep-07	1,932	245,497,512	82	10,159,873	45	4,657,191	11	1,556,530	3	256,722	39	7,235,136	0	0
27-Aug-07	1,978	250,655,575	80	8,987,548	30	4,201,949	5	846,090	2	274,039	27	5,205,680	0	0
25-Jul-07	2,028	257,277,623	59	7,111,228	15	2,270,250	5	982,326	2	199,039	20	3,407,358	0	0
25-Jun-07	2,066	261,358,759	48	6,755,127	13	1,813,843	2	619,800	2	189,714	10	2,079,849	0	0
25-May-07	2,117	268,781,947	17	1,949,046	5	1,163,267	0	0	1	114,989	8	1,611,406	0	0
25-Apr-07	2,139	271,415,771	13	2,377,998	2	546,421	0	0	0	0	0	0	0	0
26-Mar-07	2,157	274,360,427	2	546,441	0	0	0	0	0	0	0	0	0	0

<b>Group 2 Fixed</b>														
26-Nov-07	87.11%	87.08%	5.11%	4.57%	2.39%	2.20%	0.76%	1.01%	0.29%	0.26%	3.63%	3.84%	0.72%	1.05%
25-Oct-07	89.12%	89.04%	4.61%	4.39%	1.90%	1.75%	0.52%	0.37%	0.10%	0.05%	3.33%	3.81%	0.43%	0.59%
25-Sep-07	91.48%	91.14%	3.88%	3.77%	2.13%	1.73%	0.52%	0.58%	0.14%	0.10%	1.85%	2.69%	0.00%	0.00%
27-Aug-07	93.21%	92.78%	3.77%	3.33%	1.41%	1.56%	0.24%	0.31%	0.09%	0.10%	1.27%	1.93%	0.00%	0.00%
25-Jul-07	95.26%	94.85%	2.77%	2.62%	0.70%	0.84%	0.23%	0.36%	0.09%	0.07%	0.94%	1.26%	0.00%	0.00%
25-Jun-07	96.50%	95.80%	2.24%	2.48%	0.61%	0.66%	0.09%	0.23%	0.09%	0.07%	0.47%	0.76%	0.00%	0.00%
25-May-07	98.56%	98.23%	0.79%	0.71%	0.23%	0.43%	0.00%	0.00%	0.05%	0.04%	0.37%	0.59%	0.00%	0.00%
25-Apr-07	99.30%	98.93%	0.60%	0.87%	0.09%	0.20%	0.00%	0.00%	0.00%	0.00%	0.00%	0.00%	0.00%	0.00%
26-Mar-07	99.91%	99.80%	0.09%	0.20%	0.00%	0.00%	0.00%	0.00%	0.00%	0.00%	0.00%	0.00%	0.00%	0.00%

Loan status figures for periods prior to October 2007 do not reflect active REO loans for the respective period.



**First Franklin Mortgage Loan Trust  
Mortgage Loan Asset-Backed Certificates  
Series 2007-FF2**

**Distribution Date: 26-Nov-07  
Asset-Backed Facts ~ 15 Month Historical Loan Status Summary Part II (as of Cut-Off)**

Distribution Date	----- In Foreclosure and Delinquent -----								----- In REO and Delinquent -----								----- In Bankruptcy and Delinquent -----							
	Current #	Current Balance	31-60 Days #	31-60 Days Balance	61-90 Days #	61-90 Days Balance	90 + Days #	90 + Days Balance	Current #	Current Balance	31-60 Days #	31-60 Days Balance	61-90 Days #	61-90 Days Balance	90 + Days #	90 + Days Balance	Current #	Current Balance	31-60 Days #	31-60 Days Balance	61-90 Days #	61-90 Days Balance	90 + Days #	90 + Days Balance
<b>Total (ALL Loans)</b>																								
26-Nov-07	2	302,766	1	459,497	4	554,399	657	193,753,303	0	0	0	0	0	0	130	45,988,691	9	881,024	1	196,736	5	1,028,008	42	12,171,326
25-Oct-07	1	294,650	1	284,240	5	844,418	603	188,648,469	0	0	0	0	0	0	56	17,057,316	6	717,071	3	392,180	3	610,443	20	4,682,652
25-Sep-07	1	85,919	0	0	1	139,916	413	139,421,946	0	0	0	0	0	0	0	0	6	768,701	5	783,176	1	146,655	12	2,845,517
27-Aug-07	0	0	0	0	0	0	294	99,662,308	0	0	0	0	0	0	0	0	3	327,446	1	139,235	1	110,557	8	2,364,108
25-Jul-07	0	0	2	156,910	0	0	192	68,231,583	0	0	0	0	0	0	0	0	6	826,352	3	300,118	2	439,370	6	1,819,414
25-Jun-07	0	0	0	0	0	0	79	25,675,584	0	0	0	0	0	0	0	0	7	915,444	0	0	2	715,813	1	74,728
25-May-07	1	190,902	0	0	48	15,295,140	5	1,186,079	0	0	0	0	0	0	0	0	3	366,806	1	155,851	2	389,754	0	0
25-Apr-07	0	0	0	0	0	0	0	0	0	0	0	0	0	0	0	0	0	0	0	0	0	0	0	0
26-Mar-07	0	0	0	0	0	0	0	0	0	0	0	0	0	0	0	0	0	0	0	0	0	0	0	0

Distribution Date	<b>Total (ALL Loans)</b>																							
	Current	31-60 Days	61-90 Days	90 + Days	Current	31-60 Days	61-90 Days	90 + Days	Current	31-60 Days	61-90 Days	90 + Days	Current	31-60 Days	61-90 Days	90 + Days	Current	31-60 Days	61-90 Days	90 + Days	Current	31-60 Days	61-90 Days	90 + Days
26-Nov-07	0.00%	0.01%	0.01%	0.02%	0.03%	0.02%	5.38%	7.90%	0.00%	0.00%	0.00%	0.00%	0.00%	1.06%	1.88%	0.07%	0.04%	0.01%	0.01%	0.04%	0.04%	0.34%	0.50%	
25-Oct-07	0.00%	0.01%	0.01%	0.01%	0.04%	0.03%	4.91%	7.65%	0.00%	0.00%	0.00%	0.00%	0.00%	0.46%	0.69%	0.05%	0.03%	0.02%	0.02%	0.02%	0.02%	0.16%	0.19%	
25-Sep-07	0.00%	0.00%	0.00%	0.00%	0.01%	0.01%	3.35%	5.63%	0.00%	0.00%	0.00%	0.00%	0.00%	0.00%	0.00%	0.05%	0.03%	0.04%	0.03%	0.01%	0.01%	0.10%	0.11%	
27-Aug-07	0.00%	0.00%	0.00%	0.00%	0.00%	0.00%	2.37%	4.00%	0.00%	0.00%	0.00%	0.00%	0.00%	0.00%	0.00%	0.02%	0.01%	0.01%	0.01%	0.01%	0.00%	0.06%	0.09%	
25-Jul-07	0.00%	0.00%	0.02%	0.01%	0.00%	0.00%	1.54%	2.72%	0.00%	0.00%	0.00%	0.00%	0.00%	0.00%	0.00%	0.05%	0.03%	0.02%	0.01%	0.02%	0.02%	0.05%	0.07%	
25-Jun-07	0.00%	0.00%	0.00%	0.00%	0.00%	0.00%	0.63%	1.02%	0.00%	0.00%	0.00%	0.00%	0.00%	0.00%	0.00%	0.06%	0.04%	0.00%	0.00%	0.02%	0.03%	0.01%	0.00%	
25-May-07	0.00%	0.01%	0.00%	0.00%	0.38%	0.60%	0.04%	0.05%	0.00%	0.00%	0.00%	0.00%	0.00%	0.00%	0.00%	0.02%	0.01%	0.01%	0.01%	0.02%	0.02%	0.00%	0.00%	
25-Apr-07	0.00%	0.00%	0.00%	0.00%	0.00%	0.00%	0.00%	0.00%	0.00%	0.00%	0.00%	0.00%	0.00%	0.00%	0.00%	0.00%	0.00%	0.00%	0.00%	0.00%	0.00%	0.00%	0.00%	
26-Mar-07	0.00%	0.00%	0.00%	0.00%	0.00%	0.00%	0.00%	0.00%	0.00%	0.00%	0.00%	0.00%	0.00%	0.00%	0.00%	0.00%	0.00%	0.00%	0.00%	0.00%	0.00%	0.00%	0.00%	

Loan status figures for periods prior to October 2007 do not reflect active REO loans for the respective period.



**First Franklin Mortgage Loan Trust  
Mortgage Loan Asset-Backed Certificates  
Series 2007-FF2**

**Distribution Date: 26-Nov-07  
Asset-Backed Facts ~ 15 Month Historical Loan Status Summary Part II (as of Cut-Off)**

Distribution Date	----- In Foreclosure and Delinquent -----								----- In REO and Delinquent -----								----- In Bankruptcy and Delinquent -----							
	Current #	Current Balance	31-60 Days #	31-60 Days Balance	61-90 Days #	61-90 Days Balance	90 + Days #	90 + Days Balance	Current #	Current Balance	31-60 Days #	31-60 Days Balance	61-90 Days #	61-90 Days Balance	90 + Days #	90 + Days Balance	Current #	Current Balance	31-60 Days #	31-60 Days Balance	61-90 Days #	61-90 Days Balance	90 + Days #	90 + Days Balance
<b>Group 1 ARMS - Total</b>																								
26-Nov-07	0	0	0	0	1	72,617	269	63,823,148	0	0	0	0	0	0	43	9,786,532	4	529,322	1	196,736	2	251,260	23	4,824,736
25-Oct-07	1	294,650	0	0	2	509,314	241	58,387,068	0	0	0	0	0	0	17	3,543,924	4	529,613	1	131,861	2	541,736	13	2,198,684
25-Sep-07	0	0	0	0	0	0	165	41,435,024	0	0	0	0	0	0	0	0	3	404,922	2	541,736	1	146,655	8	1,650,560
27-Aug-07	0	0	0	0	0	0	112	28,598,665	0	0	0	0	0	0	0	0	0	0	0	0	1	110,557	3	627,127
25-Jul-07	0	0	0	0	0	0	69	16,529,153	0	0	0	0	0	0	0	0	1	227,567	2	185,135	1	299,454	3	554,091
25-Jun-07	0	0	0	0	0	0	23	5,494,953	0	0	0	0	0	0	0	0	4	520,609	0	0	0	0	0	0
25-May-07	0	0	0	0	11	2,912,765	2	393,278	0	0	0	0	0	0	0	0	2	251,817	0	0	1	226,547	0	0
25-Apr-07	0	0	0	0	0	0	0	0	0	0	0	0	0	0	0	0	0	0	0	0	0	0	0	0
26-Mar-07	0	0	0	0	0	0	0	0	0	0	0	0	0	0	0	0	0	0	0	0	0	0	0	0

<b>Group 1 ARMS - Total</b>																								
26-Nov-07	0.00%	0.00%	0.00%	0.00%	0.02%	0.01%	4.40%	5.52%	0.00%	0.00%	0.00%	0.00%	0.00%	0.00%	0.70%	0.85%	0.07%	0.05%	0.02%	0.02%	0.03%	0.02%	0.38%	0.42%
25-Oct-07	0.00%	0.03%	0.00%	0.00%	0.03%	0.04%	3.91%	5.01%	0.00%	0.00%	0.00%	0.00%	0.00%	0.00%	0.28%	0.30%	0.06%	0.05%	0.02%	0.01%	0.03%	0.05%	0.21%	0.19%
25-Sep-07	0.00%	0.00%	0.00%	0.00%	0.00%	0.00%	2.67%	3.54%	0.00%	0.00%	0.00%	0.00%	0.00%	0.00%	0.00%	0.00%	0.05%	0.03%	0.03%	0.05%	0.02%	0.01%	0.13%	0.14%
27-Aug-07	0.00%	0.00%	0.00%	0.00%	0.00%	0.00%	1.80%	2.43%	0.00%	0.00%	0.00%	0.00%	0.00%	0.00%	0.00%	0.00%	0.00%	0.00%	0.00%	0.00%	0.02%	0.01%	0.05%	0.05%
25-Jul-07	0.00%	0.00%	0.00%	0.00%	0.00%	0.00%	1.10%	1.39%	0.00%	0.00%	0.00%	0.00%	0.00%	0.00%	0.00%	0.00%	0.02%	0.02%	0.03%	0.02%	0.02%	0.03%	0.05%	0.05%
25-Jun-07	0.00%	0.00%	0.00%	0.00%	0.00%	0.00%	0.36%	0.46%	0.00%	0.00%	0.00%	0.00%	0.00%	0.00%	0.00%	0.00%	0.06%	0.04%	0.00%	0.00%	0.00%	0.00%	0.00%	0.00%
25-May-07	0.00%	0.00%	0.00%	0.00%	0.17%	0.24%	0.03%	0.03%	0.00%	0.00%	0.00%	0.00%	0.00%	0.00%	0.00%	0.00%	0.03%	0.02%	0.00%	0.00%	0.02%	0.02%	0.00%	0.00%
25-Apr-07	0.00%	0.00%	0.00%	0.00%	0.00%	0.00%	0.00%	0.00%	0.00%	0.00%	0.00%	0.00%	0.00%	0.00%	0.00%	0.00%	0.00%	0.00%	0.00%	0.00%	0.00%	0.00%	0.00%	0.00%
26-Mar-07	0.00%	0.00%	0.00%	0.00%	0.00%	0.00%	0.00%	0.00%	0.00%	0.00%	0.00%	0.00%	0.00%	0.00%	0.00%	0.00%	0.00%	0.00%	0.00%	0.00%	0.00%	0.00%	0.00%	0.00%

Loan status figures for periods prior to October 2007 do not reflect active REO loans for the respective period.



**First Franklin Mortgage Loan Trust  
Mortgage Loan Asset-Backed Certificates  
Series 2007-FF2**

**Distribution Date: 26-Nov-07  
Asset-Backed Facts ~ 15 Month Historical Loan Status Summary Part II (as of Cut-Off)**

Distribution Date	----- In Foreclosure and Delinquent -----								----- In REO and Delinquent -----								----- In Bankruptcy and Delinquent -----							
	Current #	Current Balance	31-60 Days #	31-60 Days Balance	61-90 Days #	61-90 Days Balance	90 + Days #	90 + Days Balance	Current #	Current Balance	31-60 Days #	31-60 Days Balance	61-90 Days #	61-90 Days Balance	90 + Days #	90 + Days Balance	Current #	Current Balance	31-60 Days #	31-60 Days Balance	61-90 Days #	61-90 Days Balance	90 + Days #	90 + Days Balance
<b>Group 1 ARMS</b>																								
26-Nov-07	0	0	0	0	1	72,617	227	57,888,799	0	0	0	0	0	0	41	9,528,636	4	529,322	1	196,736	2	251,260	13	2,970,224
25-Oct-07	1	294,650	0	0	2	509,314	207	52,947,187	0	0	0	0	0	0	15	3,285,965	4	529,613	1	131,861	2	541,736	5	1,126,308
25-Sep-07	0	0	0	0	0	0	148	38,761,891	0	0	0	0	0	0	0	0	3	404,922	2	541,736	1	146,655	4	968,775
27-Aug-07	0	0	0	0	0	0	99	26,321,547	0	0	0	0	0	0	0	0	0	0	0	0	0	0	1	191,767
25-Jul-07	0	0	0	0	0	0	57	14,566,383	0	0	0	0	0	0	0	0	1	227,567	1	74,514	0	0	2	418,091
25-Jun-07	0	0	0	0	0	0	17	4,450,999	0	0	0	0	0	0	0	0	2	302,127	0	0	0	0	0	0
25-May-07	0	0	0	0	9	2,541,797	0	0	0	0	0	0	0	0	0	0	0	0	0	0	1	226,547	0	0
25-Apr-07	0	0	0	0	0	0	0	0	0	0	0	0	0	0	0	0	0	0	0	0	0	0	0	0
26-Mar-07	0	0	0	0	0	0	0	0	0	0	0	0	0	0	0	0	0	0	0	0	0	0	0	0

<b>Group 1 ARMS</b>																								
26-Nov-07	0.00%	0.00%	0.00%	0.00%	0.02%	0.01%	4.97%	6.30%	0.00%	0.00%	0.00%	0.00%	0.00%	0.00%	0.90%	1.04%	0.09%	0.06%	0.02%	0.02%	0.04%	0.03%	0.28%	0.32%
25-Oct-07	0.00%	0.03%	0.00%	0.00%	0.04%	0.05%	4.49%	5.72%	0.00%	0.00%	0.00%	0.00%	0.00%	0.00%	0.33%	0.35%	0.09%	0.06%	0.02%	0.01%	0.04%	0.06%	0.11%	0.12%
25-Sep-07	0.00%	0.00%	0.00%	0.00%	0.00%	0.00%	3.20%	4.16%	0.00%	0.00%	0.00%	0.00%	0.00%	0.00%	0.00%	0.00%	0.06%	0.04%	0.04%	0.06%	0.02%	0.02%	0.09%	0.10%
27-Aug-07	0.00%	0.00%	0.00%	0.00%	0.00%	0.00%	2.12%	2.81%	0.00%	0.00%	0.00%	0.00%	0.00%	0.00%	0.00%	0.00%	0.00%	0.00%	0.00%	0.00%	0.00%	0.00%	0.02%	0.02%
25-Jul-07	0.00%	0.00%	0.00%	0.00%	0.00%	0.00%	1.21%	1.54%	0.00%	0.00%	0.00%	0.00%	0.00%	0.00%	0.00%	0.00%	0.02%	0.02%	0.02%	0.01%	0.00%	0.00%	0.04%	0.04%
25-Jun-07	0.00%	0.00%	0.00%	0.00%	0.00%	0.00%	0.36%	0.47%	0.00%	0.00%	0.00%	0.00%	0.00%	0.00%	0.00%	0.00%	0.04%	0.03%	0.00%	0.00%	0.00%	0.00%	0.00%	0.00%
25-May-07	0.00%	0.00%	0.00%	0.00%	0.19%	0.27%	0.00%	0.00%	0.00%	0.00%	0.00%	0.00%	0.00%	0.00%	0.00%	0.00%	0.00%	0.00%	0.00%	0.00%	0.02%	0.02%	0.00%	0.00%
25-Apr-07	0.00%	0.00%	0.00%	0.00%	0.00%	0.00%	0.00%	0.00%	0.00%	0.00%	0.00%	0.00%	0.00%	0.00%	0.00%	0.00%	0.00%	0.00%	0.00%	0.00%	0.00%	0.00%	0.00%	0.00%
26-Mar-07	0.00%	0.00%	0.00%	0.00%	0.00%	0.00%	0.00%	0.00%	0.00%	0.00%	0.00%	0.00%	0.00%	0.00%	0.00%	0.00%	0.00%	0.00%	0.00%	0.00%	0.00%	0.00%	0.00%	0.00%

Loan status figures for periods prior to October 2007 do not reflect active REO loans for the respective period.





**First Franklin Mortgage Loan Trust  
Mortgage Loan Asset-Backed Certificates  
Series 2007-FF2**

**Distribution Date: 26-Nov-07  
Asset-Backed Facts ~ 15 Month Historical Loan Status Summary Part II (as of Cut-Off)**

Distribution Date	----- In Foreclosure and Delinquent -----								----- In REO and Delinquent -----								----- In Bankruptcy and Delinquent -----								
	Current #	Current Balance	31-60 Days #	31-60 Days Balance	61-90 Days #	61-90 Days Balance	90 + Days #	90 + Days Balance	Current #	Current Balance	31-60 Days #	31-60 Days Balance	61-90 Days #	61-90 Days Balance	90 + Days #	90 + Days Balance	Current #	Current Balance	31-60 Days #	31-60 Days Balance	61-90 Days #	61-90 Days Balance	90 + Days #	90 + Days Balance	
<b>Group 1 Fixed</b>																									
26-Nov-07	0	0	0	0	0	0	42	5,934,349	0	0	0	0	0	0	2	257,896	0	0	0	0	0	0	10	1,854,512	
25-Oct-07	0	0	0	0	0	0	34	5,439,881	0	0	0	0	0	0	2	257,959	0	0	0	0	0	0	8	1,072,376	
25-Sep-07	0	0	0	0	0	0	17	2,673,133	0	0	0	0	0	0	0	0	0	0	0	0	0	0	4	681,784	
27-Aug-07	0	0	0	0	0	0	13	2,277,118	0	0	0	0	0	0	0	0	0	0	0	0	1	110,557	2	435,360	
25-Jul-07	0	0	0	0	0	0	12	1,962,770	0	0	0	0	0	0	0	0	0	0	1	110,622	1	299,454	1	136,000	
25-Jun-07	0	0	0	0	0	0	6	1,043,954	0	0	0	0	0	0	0	0	2	218,482	0	0	0	0	0	0	
25-May-07	0	0	0	0	2	370,968	2	393,278	0	0	0	0	0	0	0	0	2	251,817	0	0	0	0	0	0	
25-Apr-07	0	0	0	0	0	0	0	0	0	0	0	0	0	0	0	0	0	0	0	0	0	0	0	0	
26-Mar-07	0	0	0	0	0	0	0	0	0	0	0	0	0	0	0	0	0	0	0	0	0	0	0	0	
<b>Group 1 Fixed</b>																									
26-Nov-07	0.00%	0.00%	0.00%	0.00%	0.00%	0.00%	2.72%	2.50%	0.00%	0.00%	0.00%	0.00%	0.00%	0.00%	0.13%	0.11%	0.00%	0.00%	0.00%	0.00%	0.00%	0.00%	0.00%	0.65%	0.78%
25-Oct-07	0.00%	0.00%	0.00%	0.00%	0.00%	0.00%	2.20%	2.28%	0.00%	0.00%	0.00%	0.00%	0.00%	0.00%	0.13%	0.11%	0.00%	0.00%	0.00%	0.00%	0.00%	0.00%	0.00%	0.52%	0.45%
25-Sep-07	0.00%	0.00%	0.00%	0.00%	0.00%	0.00%	1.09%	1.12%	0.00%	0.00%	0.00%	0.00%	0.00%	0.00%	0.00%	0.00%	0.00%	0.00%	0.00%	0.00%	0.00%	0.00%	0.00%	0.26%	0.28%
27-Aug-07	0.00%	0.00%	0.00%	0.00%	0.00%	0.00%	0.83%	0.95%	0.00%	0.00%	0.00%	0.00%	0.00%	0.00%	0.00%	0.00%	0.00%	0.00%	0.00%	0.00%	0.00%	0.06%	0.05%	0.13%	0.18%
25-Jul-07	0.00%	0.00%	0.00%	0.00%	0.00%	0.00%	0.76%	0.81%	0.00%	0.00%	0.00%	0.00%	0.00%	0.00%	0.00%	0.00%	0.00%	0.00%	0.06%	0.05%	0.06%	0.12%	0.06%	0.06%	
25-Jun-07	0.00%	0.00%	0.00%	0.00%	0.00%	0.00%	0.38%	0.43%	0.00%	0.00%	0.00%	0.00%	0.00%	0.00%	0.00%	0.00%	0.13%	0.09%	0.00%	0.00%	0.00%	0.00%	0.00%	0.00%	
25-May-07	0.00%	0.00%	0.00%	0.00%	0.13%	0.15%	0.13%	0.16%	0.00%	0.00%	0.00%	0.00%	0.00%	0.00%	0.00%	0.00%	0.13%	0.10%	0.00%	0.00%	0.00%	0.00%	0.00%	0.00%	
25-Apr-07	0.00%	0.00%	0.00%	0.00%	0.00%	0.00%	0.00%	0.00%	0.00%	0.00%	0.00%	0.00%	0.00%	0.00%	0.00%	0.00%	0.00%	0.00%	0.00%	0.00%	0.00%	0.00%	0.00%	0.00%	
26-Mar-07	0.00%	0.00%	0.00%	0.00%	0.00%	0.00%	0.00%	0.00%	0.00%	0.00%	0.00%	0.00%	0.00%	0.00%	0.00%	0.00%	0.00%	0.00%	0.00%	0.00%	0.00%	0.00%	0.00%	0.00%	

Loan status figures for periods prior to October 2007 do not reflect active REO loans for the respective period.



**First Franklin Mortgage Loan Trust  
Mortgage Loan Asset-Backed Certificates  
Series 2007-FF2**

**Distribution Date: 26-Nov-07  
Asset-Backed Facts ~ 15 Month Historical Loan Status Summary Part II (as of Cut-Off)**

Distribution Date	----- In Foreclosure and Delinquent -----								----- In REO and Delinquent -----								----- In Bankruptcy and Delinquent -----							
	Current #	Current Balance	31-60 Days #	31-60 Days Balance	61-90 Days #	61-90 Days Balance	90 + Days #	90 + Days Balance	Current #	Current Balance	31-60 Days #	31-60 Days Balance	61-90 Days #	61-90 Days Balance	90 + Days #	90 + Days Balance	Current #	Current Balance	31-60 Days #	31-60 Days Balance	61-90 Days #	61-90 Days Balance	90 + Days #	90 + Days Balance
<b>Group 2 ARMS - Total</b>																								
26-Nov-07	2	302,766	1	459,497	3	481,782	388	129,930,155	0	0	0	0	0	0	87	36,202,160	5	351,701	0	0	3	776,749	19	7,346,590
25-Oct-07	0	0	1	284,240	3	335,104	362	130,261,401	0	0	0	0	0	0	39	13,513,392	2	187,458	2	260,319	1	68,707	7	2,483,968
25-Sep-07	1	85,919	0	0	1	139,916	248	97,986,922	0	0	0	0	0	0	0	0	3	363,780	3	241,440	0	0	4	1,194,957
27-Aug-07	0	0	0	0	0	0	182	71,063,643	0	0	0	0	0	0	0	0	3	327,446	1	139,235	0	0	5	1,736,982
25-Jul-07	0	0	2	156,910	0	0	123	51,702,430	0	0	0	0	0	0	0	0	5	598,786	1	114,983	1	139,916	3	1,265,323
25-Jun-07	0	0	0	0	0	0	56	20,180,631	0	0	0	0	0	0	0	0	3	394,836	0	0	2	715,813	1	74,728
25-May-07	1	190,902	0	0	37	12,382,376	3	792,801	0	0	0	0	0	0	0	0	1	114,989	1	155,851	1	163,207	0	0
25-Apr-07	0	0	0	0	0	0	0	0	0	0	0	0	0	0	0	0	0	0	0	0	0	0	0	0
26-Mar-07	0	0	0	0	0	0	0	0	0	0	0	0	0	0	0	0	0	0	0	0	0	0	0	0

<b>Group 2 ARMS - Total</b>																								
26-Nov-07	0.00%	0.02%	0.02%	0.04%	0.05%	0.04%	6.36%	10.03%	0.00%	0.00%	0.00%	0.00%	0.00%	0.00%	1.43%	2.79%	0.08%	0.03%	0.00%	0.00%	0.05%	0.06%	0.31%	0.57%
25-Oct-07	0.00%	0.00%	0.02%	0.02%	0.05%	0.03%	5.90%	10.00%	0.00%	0.00%	0.00%	0.00%	0.00%	0.00%	0.64%	1.04%	0.03%	0.01%	0.03%	0.02%	0.02%	0.01%	0.11%	0.19%
25-Sep-07	0.00%	0.01%	0.00%	0.00%	0.02%	0.01%	4.03%	7.50%	0.00%	0.00%	0.00%	0.00%	0.00%	0.00%	0.00%	0.00%	0.05%	0.03%	0.05%	0.02%	0.00%	0.00%	0.06%	0.09%
27-Aug-07	0.00%	0.00%	0.00%	0.00%	0.00%	0.00%	2.94%	5.40%	0.00%	0.00%	0.00%	0.00%	0.00%	0.00%	0.00%	0.00%	0.05%	0.02%	0.02%	0.01%	0.00%	0.00%	0.08%	0.13%
25-Jul-07	0.00%	0.00%	0.03%	0.01%	0.00%	0.00%	1.98%	3.90%	0.00%	0.00%	0.00%	0.00%	0.00%	0.00%	0.00%	0.00%	0.08%	0.05%	0.02%	0.01%	0.02%	0.01%	0.05%	0.10%
25-Jun-07	0.00%	0.00%	0.00%	0.00%	0.00%	0.00%	0.90%	1.51%	0.00%	0.00%	0.00%	0.00%	0.00%	0.00%	0.00%	0.00%	0.05%	0.03%	0.00%	0.00%	0.03%	0.05%	0.02%	0.01%
25-May-07	0.00%	0.01%	0.00%	0.00%	0.59%	0.92%	0.05%	0.06%	0.00%	0.00%	0.00%	0.00%	0.00%	0.00%	0.00%	0.00%	0.02%	0.01%	0.02%	0.01%	0.02%	0.01%	0.00%	0.00%
25-Apr-07	0.00%	0.00%	0.00%	0.00%	0.00%	0.00%	0.00%	0.00%	0.00%	0.00%	0.00%	0.00%	0.00%	0.00%	0.00%	0.00%	0.00%	0.00%	0.00%	0.00%	0.00%	0.00%	0.00%	0.00%
26-Mar-07	0.00%	0.00%	0.00%	0.00%	0.00%	0.00%	0.00%	0.00%	0.00%	0.00%	0.00%	0.00%	0.00%	0.00%	0.00%	0.00%	0.00%	0.00%	0.00%	0.00%	0.00%	0.00%	0.00%	0.00%

Loan status figures for periods prior to October 2007 do not reflect active REO loans for the respective period.



**First Franklin Mortgage Loan Trust  
Mortgage Loan Asset-Backed Certificates  
Series 2007-FF2**

**Distribution Date: 26-Nov-07  
Asset-Backed Facts ~ 15 Month Historical Loan Status Summary Part II (as of Cut-Off)**

Distribution Date	----- In Foreclosure and Delinquent -----								----- In REO and Delinquent -----								----- In Bankruptcy and Delinquent -----							
	Current #	Current Balance	31-60 Days #	31-60 Days Balance	61-90 Days #	61-90 Days Balance	90 + Days #	90 + Days Balance	Current #	Current Balance	31-60 Days #	31-60 Days Balance	61-90 Days #	61-90 Days Balance	90 + Days #	90 + Days Balance	Current #	Current Balance	31-60 Days #	31-60 Days Balance	61-90 Days #	61-90 Days Balance	90 + Days #	90 + Days Balance
<b>Group 2 ARMS</b>																								
26-Nov-07	2	302,766	1	459,497	2	419,282	313	119,745,112	0	0	0	0	0	0	72	33,394,115	4	301,078	0	0	2	689,672	15	6,786,306
25-Oct-07	0	0	1	284,240	2	272,312	293	120,091,981	0	0	0	0	0	0	30	11,933,749	2	187,458	1	209,672	1	68,707	6	2,411,637
25-Sep-07	1	85,919	0	0	1	139,916	209	90,751,786	0	0	0	0	0	0	0	0	2	279,757	1	68,741	0	0	4	1,194,957
27-Aug-07	0	0	0	0	0	0	155	65,857,963	0	0	0	0	0	0	0	0	2	243,407	1	139,235	0	0	4	1,546,982
25-Jul-07	0	0	1	93,910	0	0	104	48,358,072	0	0	0	0	0	0	0	0	4	514,730	0	0	1	139,916	3	1,265,323
25-Jun-07	0	0	0	0	0	0	46	18,100,782	0	0	0	0	0	0	0	0	2	279,849	0	0	2	715,813	0	0
25-May-07	1	190,902	0	0	31	11,317,370	1	246,400	0	0	0	0	0	0	0	0	0	0	1	155,851	1	163,207	0	0
25-Apr-07	0	0	0	0	0	0	0	0	0	0	0	0	0	0	0	0	0	0	0	0	0	0	0	0
26-Mar-07	0	0	0	0	0	0	0	0	0	0	0	0	0	0	0	0	0	0	0	0	0	0	0	0

<b>Group 2 ARMS</b>																								
26-Nov-07	0.00%	0.03%	0.02%	0.04%	0.05%	0.04%	7.81%	11.64%	0.00%	0.00%	0.00%	0.00%	0.00%	0.00%	1.80%	3.25%	0.10%	0.03%	0.00%	0.00%	0.05%	0.07%	0.37%	0.66%
25-Oct-07	0.00%	0.00%	0.02%	0.03%	0.05%	0.03%	7.27%	11.61%	0.00%	0.00%	0.00%	0.00%	0.00%	0.00%	0.74%	1.15%	0.05%	0.02%	0.02%	0.02%	0.02%	0.01%	0.15%	0.23%
25-Sep-07	0.00%	0.01%	0.00%	0.00%	0.02%	0.01%	5.17%	8.75%	0.00%	0.00%	0.00%	0.00%	0.00%	0.00%	0.00%	0.00%	0.05%	0.03%	0.02%	0.01%	0.00%	0.00%	0.10%	0.12%
27-Aug-07	0.00%	0.00%	0.00%	0.00%	0.00%	0.00%	3.81%	6.30%	0.00%	0.00%	0.00%	0.00%	0.00%	0.00%	0.00%	0.00%	0.05%	0.02%	0.02%	0.01%	0.00%	0.00%	0.10%	0.15%
25-Jul-07	0.00%	0.00%	0.02%	0.01%	0.00%	0.00%	2.54%	4.59%	0.00%	0.00%	0.00%	0.00%	0.00%	0.00%	0.00%	0.00%	0.10%	0.05%	0.00%	0.00%	0.02%	0.01%	0.07%	0.12%
25-Jun-07	0.00%	0.00%	0.00%	0.00%	0.00%	0.00%	1.12%	1.71%	0.00%	0.00%	0.00%	0.00%	0.00%	0.00%	0.00%	0.00%	0.05%	0.03%	0.00%	0.00%	0.05%	0.07%	0.00%	0.00%
25-May-07	0.00%	0.02%	0.00%	0.00%	0.75%	1.06%	0.02%	0.02%	0.00%	0.00%	0.00%	0.00%	0.00%	0.00%	0.00%	0.00%	0.00%	0.00%	0.02%	0.01%	0.02%	0.02%	0.00%	0.00%
25-Apr-07	0.00%	0.00%	0.00%	0.00%	0.00%	0.00%	0.00%	0.00%	0.00%	0.00%	0.00%	0.00%	0.00%	0.00%	0.00%	0.00%	0.00%	0.00%	0.00%	0.00%	0.00%	0.00%	0.00%	0.00%
26-Mar-07	0.00%	0.00%	0.00%	0.00%	0.00%	0.00%	0.00%	0.00%	0.00%	0.00%	0.00%	0.00%	0.00%	0.00%	0.00%	0.00%	0.00%	0.00%	0.00%	0.00%	0.00%	0.00%	0.00%	0.00%

Loan status figures for periods prior to October 2007 do not reflect active REO loans for the respective period.



**First Franklin Mortgage Loan Trust  
Mortgage Loan Asset-Backed Certificates  
Series 2007-FF2**

**Distribution Date: 26-Nov-07  
Asset-Backed Facts ~ 15 Month Historical Loan Status Summary Part II (as of Cut-Off)**

Distribution Date	----- In Foreclosure and Delinquent -----								----- In REO and Delinquent -----								----- In Bankruptcy and Delinquent -----							
	Current #	Current Balance	31-60 Days #	31-60 Days Balance	61-90 Days #	61-90 Days Balance	90 + Days #	90 + Days Balance	Current #	Current Balance	31-60 Days #	31-60 Days Balance	61-90 Days #	61-90 Days Balance	90 + Days #	90 + Days Balance	Current #	Current Balance	31-60 Days #	31-60 Days Balance	61-90 Days #	61-90 Days Balance	90 + Days #	90 + Days Balance
<b>Group 2 Fixed</b>																								
26-Nov-07	0	0	0	0	1	62,500	75	10,185,043	0	0	0	0	0	0	15	2,808,045	1	50,624	0	0	1	87,077	4	560,284
25-Oct-07	0	0	0	0	1	62,792	69	10,169,420	0	0	0	0	0	0	9	1,579,642	0	0	1	50,647	0	0	1	72,332
25-Sep-07	0	0	0	0	0	0	39	7,235,136	0	0	0	0	0	0	0	0	1	84,023	2	172,700	0	0	0	0
27-Aug-07	0	0	0	0	0	0	27	5,205,680	0	0	0	0	0	0	0	0	1	84,039	0	0	0	0	1	190,000
25-Jul-07	0	0	1	63,000	0	0	19	3,344,358	0	0	0	0	0	0	0	0	1	84,055	1	114,983	0	0	0	0
25-Jun-07	0	0	0	0	0	0	10	2,079,849	0	0	0	0	0	0	0	0	1	114,986	0	0	0	0	1	74,728
25-May-07	0	0	0	0	6	1,065,005	2	546,401	0	0	0	0	0	0	0	0	1	114,989	0	0	0	0	0	0
25-Apr-07	0	0	0	0	0	0	0	0	0	0	0	0	0	0	0	0	0	0	0	0	0	0	0	0
26-Mar-07	0	0	0	0	0	0	0	0	0	0	0	0	0	0	0	0	0	0	0	0	0	0	0	0
<b>Group 2 Fixed</b>																								
26-Nov-07	0.00%	0.00%	0.00%	0.00%	0.05%	0.02%	3.58%	3.81%	0.00%	0.00%	0.00%	0.00%	0.00%	0.00%	0.72%	1.05%	0.05%	0.02%	0.00%	0.00%	0.05%	0.03%	0.19%	0.21%
25-Oct-07	0.00%	0.00%	0.00%	0.00%	0.05%	0.02%	3.28%	3.79%	0.00%	0.00%	0.00%	0.00%	0.00%	0.00%	0.43%	0.59%	0.00%	0.00%	0.05%	0.02%	0.00%	0.00%	0.05%	0.03%
25-Sep-07	0.00%	0.00%	0.00%	0.00%	0.00%	0.00%	1.85%	2.69%	0.00%	0.00%	0.00%	0.00%	0.00%	0.00%	0.00%	0.00%	0.05%	0.03%	0.09%	0.06%	0.00%	0.00%	0.00%	0.00%
27-Aug-07	0.00%	0.00%	0.00%	0.00%	0.00%	0.00%	1.27%	1.93%	0.00%	0.00%	0.00%	0.00%	0.00%	0.00%	0.00%	0.00%	0.05%	0.03%	0.00%	0.00%	0.00%	0.00%	0.05%	0.07%
25-Jul-07	0.00%	0.00%	0.05%	0.02%	0.00%	0.00%	0.89%	1.23%	0.00%	0.00%	0.00%	0.00%	0.00%	0.00%	0.00%	0.00%	0.05%	0.03%	0.05%	0.04%	0.00%	0.00%	0.00%	0.00%
25-Jun-07	0.00%	0.00%	0.00%	0.00%	0.00%	0.00%	0.47%	0.76%	0.00%	0.00%	0.00%	0.00%	0.00%	0.00%	0.00%	0.00%	0.05%	0.04%	0.00%	0.00%	0.00%	0.00%	0.05%	0.03%
25-May-07	0.00%	0.00%	0.00%	0.00%	0.28%	0.39%	0.09%	0.20%	0.00%	0.00%	0.00%	0.00%	0.00%	0.00%	0.00%	0.00%	0.05%	0.04%	0.00%	0.00%	0.00%	0.00%	0.00%	0.00%
25-Apr-07	0.00%	0.00%	0.00%	0.00%	0.00%	0.00%	0.00%	0.00%	0.00%	0.00%	0.00%	0.00%	0.00%	0.00%	0.00%	0.00%	0.00%	0.00%	0.00%	0.00%	0.00%	0.00%	0.00%	0.00%
26-Mar-07	0.00%	0.00%	0.00%	0.00%	0.00%	0.00%	0.00%	0.00%	0.00%	0.00%	0.00%	0.00%	0.00%	0.00%	0.00%	0.00%	0.00%	0.00%	0.00%	0.00%	0.00%	0.00%	0.00%	0.00%

Loan status figures for periods prior to October 2007 do not reflect active REO loans for the respective period.



**First Franklin Mortgage Loan Trust  
Mortgage Loan Asset-Backed Certificates  
Series 2007-FF2**

**Distribution Date: 26-Nov-07  
Asset-Backed Facts ~ 15 Month Historical Payoff/Loss Summary**

Distribution Date	Ending Pool		Payoffs		Insurance	Substitution	Liquidation	Realized Losses		Remaining Term	Curr Weighted Avg.	
	#	Balance	#	Balance	Proceeds	Proceeds	Proceeds	#	Amount	Life	Coupon	Remit
<b>Total (ALL Loans)</b>												
26-Nov-07	12,213	2,451,805,741	74	13,287,652	0.00	0.00	758,497.53	4	246,093	349	7.81%	7.31%
25-Oct-07	12,291	2,467,155,864	47	7,383,935	0.00	0.00	1,601,925.01	7	274,311	350	7.81%	7.31%
25-Sep-07	12,345	2,477,298,823	57	12,358,606	0.00	0.00	1,426,199.98	6	430,608	351	7.81%	7.31%
27-Aug-07	12,408	2,492,426,757	77	18,485,185	0.00	0.00	40,324.46	1	20,579	352	7.81%	7.31%
25-Jul-07	12,486	2,511,916,721	68	14,726,813	0.00	0.00	425,907.34	0	0	353	7.82%	7.32%
25-Jun-07	12,555	2,528,056,341	70	13,226,814	0.00	0.00	0.00	0	0	354	7.82%	7.32%
25-May-07	12,625	2,542,241,814	64	15,194,851	0.00	0.00	0.00	0	0	355	7.82%	7.32%
25-Apr-07	12,689	2,558,419,980	55	15,478,675	0.00	0.00	0.00	0	0	356	7.82%	7.32%
26-Mar-07	12,744	2,574,830,790	75	24,267,171	0.00	0.00	0.00	0	0	357	7.83%	7.33%

<b>Group 1 ARMS</b>												
26-Nov-07	4,566	918,183,504	41	7,369,436	0.00	0.00	304,487.89	2	50,654	350	7.72%	7.22%
25-Oct-07	4,609	926,204,958	21	4,497,528	0.00	0.00	213,921.45	2	101,960	351	7.72%	7.22%
25-Sep-07	4,632	931,316,420	25	4,600,092	0.00	0.00	516,845.23	4	187,059	352	7.72%	7.22%
27-Aug-07	4,661	936,922,609	37	7,820,699	0.00	0.00	0.00	0	0	353	7.72%	7.22%
25-Jul-07	4,698	945,079,741	25	5,160,367	0.00	0.00	425,907.34	0	0	354	7.72%	7.22%
25-Jun-07	4,724	950,996,728	32	6,460,621	0.00	0.00	0.00	0	0	355	7.73%	7.23%
25-May-07	4,756	957,808,759	33	6,533,732	0.00	0.00	0.00	0	0	356	7.73%	7.23%
25-Apr-07	4,789	964,645,997	23	5,090,608	0.00	0.00	0.00	0	0	357	7.73%	7.23%
26-Mar-07	4,812	970,049,696	28	7,061,665	0.00	0.00	0.00	0	0	358	7.74%	7.24%



**First Franklin Mortgage Loan Trust  
Mortgage Loan Asset-Backed Certificates  
Series 2007-FF2**

***Distribution Date: 26-Nov-07  
Asset-Backed Facts ~ 15 Month Historical Payoff/Loss Summary***

Distribution Date	Ending Pool		Payoffs		Insurance	Substitution	Liquidation	Realized Losses		Remaining Term	Curr Weighted Avg.	
	#	Balance	#	Balance	Proceeds	Proceeds	Proceeds	#	Amount	Life	Coupon	Remit
<b>Group 1 Fixed</b>												
26-Nov-07	1,544	237,764,725	4	547,943	0.00	0.00	0.00	0	0	342	8.34%	7.84%
25-Oct-07	1,548	238,463,439	8	939,544	0.00	0.00	0.00	0	0	343	8.34%	7.84%
25-Sep-07	1,556	239,554,905	3	364,744	0.00	0.00	122,365.33	1	134,539	344	8.34%	7.84%
27-Aug-07	1,560	240,328,778	11	1,566,771	0.00	0.00	0.00	0	0	345	8.35%	7.85%
25-Jul-07	1,571	242,051,094	8	1,350,167	0.00	0.00	0.00	0	0	346	8.35%	7.85%
25-Jun-07	1,579	243,553,213	8	1,307,854	0.00	0.00	0.00	0	0	347	8.35%	7.85%
25-May-07	1,587	244,961,106	8	1,890,579	0.00	0.00	0.00	0	0	348	8.35%	7.85%
25-Apr-07	1,595	247,005,631	4	849,003	0.00	0.00	0.00	0	0	349	8.36%	7.86%
26-Mar-07	1,599	248,007,830	4	392,265	0.00	0.00	0.00	0	0	350	8.36%	7.86%
<b>Group 2 ARMS</b>												
26-Nov-07	4,009	1,028,762,470	19	4,239,260	0.00	0.00	454,009.64	2	195,439	350	7.58%	7.08%
25-Oct-07	4,030	1,034,031,095	11	1,243,862	0.00	0.00	1,387,393.22	4	125,230	351	7.58%	7.08%
25-Sep-07	4,045	1,037,064,533	19	6,741,598	0.00	0.00	786,989.42	1	109,011	352	7.58%	7.08%
27-Aug-07	4,065	1,045,004,489	23	8,238,179	0.00	0.00	0.00	0	0	353	7.58%	7.08%
25-Jul-07	4,088	1,053,538,063	23	6,806,823	0.00	0.00	0.00	0	0	354	7.58%	7.08%
25-Jun-07	4,111	1,060,689,309	23	4,805,722	0.00	0.00	0.00	0	0	355	7.58%	7.08%
25-May-07	4,134	1,065,851,294	17	6,208,475	0.00	0.00	0.00	0	0	356	7.58%	7.08%
25-Apr-07	4,151	1,072,428,162	23	9,135,187	0.00	0.00	0.00	0	0	357	7.58%	7.08%
26-Mar-07	4,174	1,081,866,396	33	14,999,710	0.00	0.00	0.00	0	0	358	7.59%	7.09%

**First Franklin Mortgage Loan Trust**  
**Mortgage Loan Asset-Backed Certificates**  
**Series 2007-FF2**

***Distribution Date: 26-Nov-07***  
***Asset-Backed Facts ~ 15 Month Historical Payoff/Loss Summary***

Distribution Date	Ending Pool		Payoffs		Insurance	Substitution	Liquidation	Realized Losses		Remaining Term	Curr Weighted Avg.	
	#	Balance	#	Balance	Proceeds	Proceeds	Proceeds	#	Amount	Life	Coupon	Remit
<b><i>Group 2 Fixed</i></b>												
26-Nov-07	2,094	267,095,042	10	1,131,013	0.00	0.00	0.00	0	0	344	8.56%	8.06%
25-Oct-07	2,104	268,456,372	7	703,002	0.00	0.00	610.34	1	47,121	345	8.57%	8.07%
25-Sep-07	2,112	269,362,965	10	652,171	0.00	0.00	0.00	0	0	347	8.57%	8.07%
27-Aug-07	2,122	270,170,881	6	859,537	0.00	0.00	40,324.46	1	20,579	347	8.57%	8.07%
25-Jul-07	2,129	271,247,823	12	1,409,456	0.00	0.00	0.00	0	0	348	8.58%	8.07%
25-Jun-07	2,141	272,817,092	7	652,617	0.00	0.00	0.00	0	0	349	8.58%	8.08%
25-May-07	2,148	273,620,655	6	562,065	0.00	0.00	0.00	0	0	350	8.58%	8.08%
25-Apr-07	2,154	274,340,190	5	403,878	0.00	0.00	0.00	0	0	351	8.58%	8.08%
26-Mar-07	2,159	274,906,868	10	1,813,531	0.00	0.00	0.00	0	0	352	8.58%	8.08%



First Franklin Mortgage Loan Trust  
Mortgage Loan Asset-Backed Certificates  
Series 2007-FF2

*Distribution Date: 26-Nov-07*  
*Prepayment Premium Loan Detail for Current Period*

---

Disclosure Control #	Original Principal Balance	Beginning Principal Balance	Payoff Amount	Current Gross Rate	Prepayment Premium
4001113713	138,950.00	138,776.21	138,776.21	8.10%	4,499.21
4001089511	71,100.00	70,576.00	70,576.00	8.25%	2,329.01
4001180295	50,000.00	49,683.20	49,683.20	8.20%	500.00
4001153983	208,750.00	208,073.31	208,073.31	7.35%	6,117.36
4001154557	128,000.00	126,144.85	126,144.85	8.25%	3,784.35
4001161705	127,000.00	126,376.10	126,376.10	9.15%	4,625.37
4001191836	136,000.00	135,422.23	135,422.23	9.85%	1,777.74
4001160664	195,000.00	193,439.60	193,439.60	6.70%	5,808.51
4001197148	48,600.00	48,350.17	48,350.17	8.95%	1,451.36
4001173945	29,925.00	29,748.42	29,748.42	8.25%	299.25
4001184655	114,000.00	113,898.27	113,898.27	8.70%	3,416.95
4001046393	192,000.00	191,872.00	191,872.00	7.55%	5,794.53
4001189238	165,000.00	164,715.97	164,715.97	8.65%	5,699.80
4001157087	40,000.00	39,295.53	39,295.53	9.50%	1,495.13
4001207117	150,750.00	149,249.84	149,249.84	8.95%	5,343.14
Current Total	1,795,075.00	1,785,621.70	1,785,621.70		52,941.71
Cumulative Total	27,086,269.00	27,029,364.63	27,029,364.63		717,142.13

---

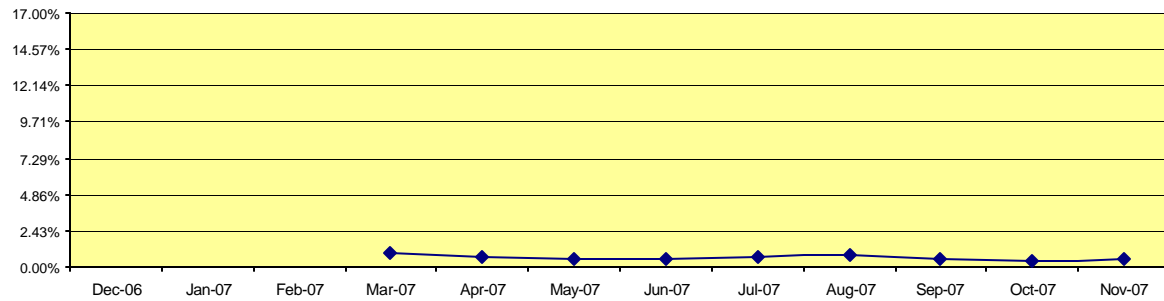


**First Franklin Mortgage Loan Trust  
Mortgage Loan Asset-Backed Certificates  
Series 2007-FF2**

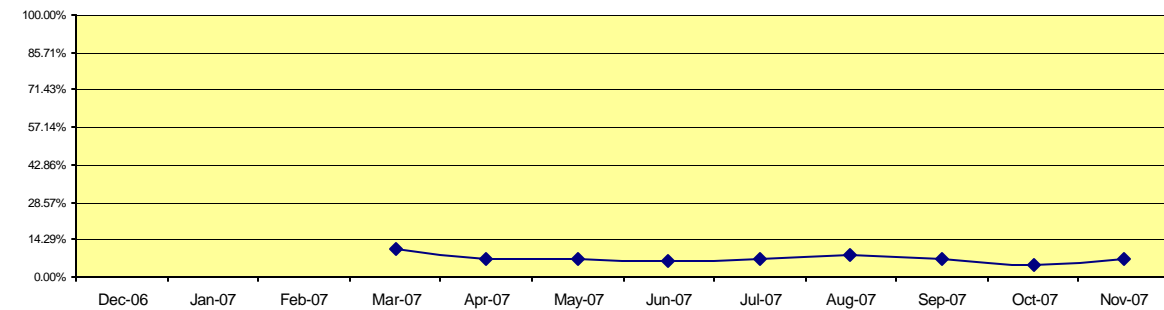
**Distribution Date: 26-Nov-07  
Prepayment Summary  
Total (ALL Loans)**

**SMM (Single Monthly Mortality)**

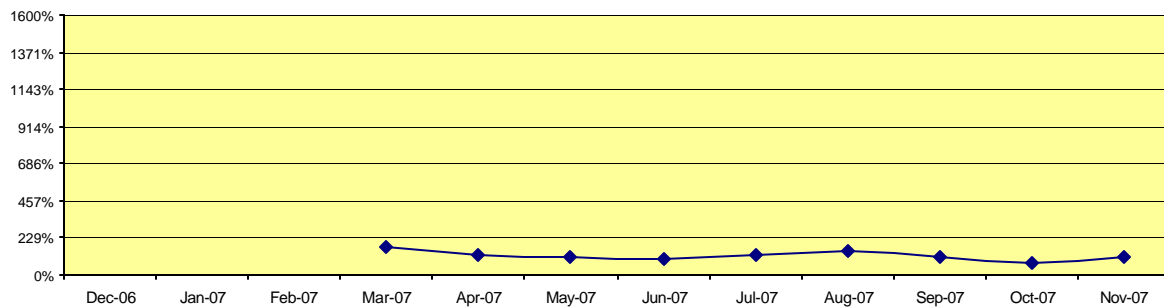
<b>Total</b>	
Current Period	0.59%
3-Month Average	0.51%
6-Month Average	0.57%
12-Month Average	0.62%
Average Since Cut-Off	0.62%


**CPR (Conditional Prepayment Rate)**

<b>Total</b>	
Current Period	6.85%
3-Month Average	5.98%
6-Month Average	6.62%
12-Month Average	7.15%
Average Since Cut-Off	7.15%


**PSA (Public Securities Association)**

<b>Total</b>	
Current Period	114%
3-Month Average	100%
6-Month Average	110%
12-Month Average	119%
Average Since Cut-Off	119%



SMM	Single Monthly Mortality	$(\text{Partial and Full Prepayments} + \text{Repurchases} + \text{Curtailments} + \text{Liquidations} + \text{Other Prin Proceeds}) / (\text{Beginning Collateral Bal} - \text{Scheduled Prin})$
CPR	Conditional Prepayment Rate	$1 - (1 - \text{SMM})^{12}$
PSA	Public Securities Association	$100 * \text{CPR} / (0.2 * \text{MIN}(30, \text{WAS}))$
WAS	Weighted Average Seasoning	$(\text{Original Term} - \text{Remaining Term}) * (\text{Current Scheduled Balance} / \text{Deal Scheduled Principal Balance})$



**First Franklin Mortgage Loan Trust  
Mortgage Loan Asset-Backed Certificates  
Series 2007-FF2**

**Distribution Date: 26-Nov-07  
Mortgage Loan Characteristics Part I  
Total (ALL Loans)**

**Distribution by Current Ending Principal Balance**

Min	Max	Count	% of Total	Balance	% of Total
21,000	to 69,000	1,220	9.99%	65,692,492	2.68%
69,000	to 86,000	877	7.18%	67,786,638	2.77%
86,000	to 103,000	1,010	8.27%	95,608,628	3.90%
103,000	to 120,000	1,056	8.65%	117,827,450	4.81%
120,000	to 137,000	994	8.14%	127,822,708	5.21%
137,000	to 154,000	944	7.73%	137,095,877	5.59%
154,000	to 203,000	1,960	16.05%	348,570,901	14.22%
203,000	to 252,000	1,273	10.43%	286,831,871	11.70%
252,000	to 301,000	764	6.26%	210,593,727	8.59%
301,000	to 350,000	567	4.64%	184,045,385	7.51%
350,000	to 397,000	327	2.68%	121,820,710	4.97%
397,000	to 1,515,000	1,219	9.98%	687,856,643	28.06%
		<b>12,211</b>	<b>100.00%</b>	<b>2,451,553,031</b>	<b>100.00%</b>

**Distribution by Cut-off Principal Balance**

Min	Max	Count	% of Total	Balance	% of Total
22,000	to 69,000	1,293	10.09%	69,656,323	2.68%
69,000	to 86,000	896	6.99%	69,398,323	2.67%
86,000	to 103,000	1,036	8.08%	98,221,645	3.78%
103,000	to 120,000	1,091	8.51%	121,896,629	4.69%
120,000	to 137,000	1,033	8.06%	133,023,262	5.12%
137,000	to 156,000	1,082	8.44%	158,127,374	6.08%
156,000	to 205,000	2,039	15.91%	366,513,334	14.10%
205,000	to 254,000	1,311	10.23%	297,932,249	11.46%
254,000	to 303,000	806	6.29%	223,387,385	8.59%
303,000	to 352,000	605	4.72%	197,657,003	7.60%
352,000	to 400,000	359	2.80%	135,497,518	5.21%
400,000	to 1,516,000	1,268	9.89%	728,679,321	28.03%
		<b>12,819</b>	<b>100.00%</b>	<b>2,599,990,368</b>	<b>100.00%</b>

**Distribution by Current Mortgage Rate**

Min	Max	Count	% of Total	Balance	% of Total
5.00%	to 6.69%	1,077	8.82%	313,363,848	12.78%
6.69%	to 6.92%	749	6.13%	199,235,741	8.13%
6.92%	to 7.16%	903	7.39%	226,242,994	9.23%
7.16%	to 7.39%	853	6.99%	196,446,394	8.01%
7.39%	to 7.63%	1,174	9.61%	252,084,432	10.28%
7.63%	to 7.90%	1,459	11.95%	292,605,495	11.94%
7.90%	to 8.25%	1,473	12.06%	274,601,497	11.20%
8.25%	to 8.59%	1,004	8.22%	178,733,992	7.29%
8.59%	to 8.94%	1,029	8.43%	169,963,116	6.93%
8.94%	to 9.28%	695	5.69%	107,914,177	4.40%
9.28%	to 9.69%	590	4.83%	81,460,237	3.32%
9.69%	to 13.56%	1,205	9.87%	158,901,109	6.48%
		<b>12,211</b>	<b>100.00%</b>	<b>2,451,553,031</b>	<b>100.00%</b>

**Distribution by Original Mortgage Rate**

Min	Max	Count	% of Total	Balance	% of Total
5.00%	to 6.75%	1,437	11.21%	420,232,694	16.16%
6.75%	to 6.97%	702	5.48%	181,864,298	6.99%
6.97%	to 7.19%	670	5.23%	166,765,320	6.41%
7.19%	to 7.41%	1,043	8.14%	237,619,574	9.14%
7.41%	to 7.63%	1,057	8.25%	229,853,994	8.84%
7.63%	to 7.90%	1,512	11.79%	307,645,506	11.83%
7.90%	to 8.23%	1,378	10.75%	266,797,385	10.26%
8.23%	to 8.58%	1,252	9.77%	224,576,223	8.64%
8.58%	to 8.92%	1,098	8.57%	183,086,995	7.04%
8.92%	to 9.27%	752	5.87%	120,560,859	4.64%
9.27%	to 9.64%	578	4.51%	82,436,418	3.17%
9.64%	to 13.56%	1,340	10.45%	178,551,102	6.87%
		<b>12,819</b>	<b>100.00%</b>	<b>2,599,990,368</b>	<b>100.00%</b>



**First Franklin Mortgage Loan Trust  
Mortgage Loan Asset-Backed Certificates  
Series 2007-FF2**

***Distribution Date: 26-Nov-07  
Mortgage Loan Characteristics Part II  
Total (ALL Loans)***

**Distribution by Product Characteristics (Current)**

Product Type	# of Loans	Ending Balance	% of Balance	WAMM	WAC
Adjustable	8,574	1,946,845,259	79.41%	349.86	7.64%
Fixed 1st Lien	3,637	504,707,772	20.59%	343.54	8.45%

**Distribution by Product Characteristics (Cut-off)**

Product Type	# of Loans	Original Principal Balance	% of Balance	WAMM	WAC
Adjustable	9,047	2,074,568,117	79.79%	360.00	7.66%
Fixed 1st Lien	3,772	525,422,251	20.21%	353.86	8.48%

Total 12,211 2,451,553,031 100.00%

Total 12,819 2,599,990,368 100.00%

**Distribution by Property Types (Current)**

Property Type	# of Loans	Ending Balance	% of Balance	WAMM	WAC
SF Unattached Dwelling	8,939	1,667,749,966	68.03%	348.35	7.86%
PUD	1,939	478,547,589	19.52%	349.14	7.67%
Multifamily	527	146,912,045	5.99%	348.39	7.62%
Condo - Low Facility	754	142,589,441	5.82%	349.16	7.79%
Condo - High Facility	50	15,544,558	0.63%	349.69	8.28%
Other	2	209,432	8.54E-05	349.50	7.92%

Total 12,211 2,451,553,031 100.00%

**Distribution by Property Types (Cut-off)**

Property Type	# of Loans	Ending Balance	% of Balance	WAMM	WAC
SF Unattached Dwelling	9,422	1,776,672,193	68.33%	358.56	7.88%
PUD	2,003	501,578,205	19.29%	359.31	7.69%
Multifamily	556	155,980,638	6.00%	358.73	7.63%
Condo - Low Facility	781	148,938,288	5.73%	359.23	7.81%
Condo - High Facility	55	16,610,250	0.64%	360.00	8.28%
Other	2	210,794	8.11E-05	360.00	7.92%

Total 12,819 2,599,990,368 100.00%



**First Franklin Mortgage Loan Trust  
Mortgage Loan Asset-Backed Certificates  
Series 2007-FF2**

***Distribution Date: 26-Nov-07  
Mortgage Loan Characteristics Part II  
Total (ALL Loans)***

**Distribution by Occupancy Type (Current)**

Occupancy Type	# of Loans	Ending Balance	% of Balance	WAMM	WAC
Owner Occupied - Primary Residence	11,633	2,365,343,462	96.48%	348.63	7.81%
Non-Owner Occupied	522	73,100,176	2.98%	346.04	7.62%
Owner Occupied - Secondary Residence	56	13,109,393	0.53%	349.43	8.21%

**Distribution by Occupancy Type (Cut-off)**

Occupancy Type	# of Loans	Ending Balance	% of Balance	WAMM	WAC
Owner Occupied - Primary Residence	12,178	2,504,744,017	96.34%	358.83	7.83%
Non-Owner Occupied	579	81,013,333	3.12%	356.39	7.67%
Owner Occupied - Secondary Residence	62	14,233,017	0.55%	359.55	8.24%

Total 12,211 2,451,553,031 100.00%

Total 12,819 2,599,990,368 100.00%

**Distribution by Loan Purpose (Current)**

Loan Purpose	# of Loans	Ending Balance	% of Balance	WAMM	WAC
Purchase	7,846	1,528,256,086	62.34%	349.46	7.81%
Refinance/Equity Takeout	3,661	792,819,550	32.34%	347.32	7.84%
Refinance/No Cash Out	704	130,477,395	5.32%	345.57	7.65%

**Distribution by Loan Purpose (Cut-off)**

Loan Purpose	# of Loans	Ending Balance	% of Balance	WAMM	WAC
Purchase	8,171	1,607,375,444	61.82%	359.56	7.82%
Refinance/Equity Takeout	3,903	850,872,265	32.73%	357.73	7.86%
Refinance/No Cash Out	745	141,742,659	5.45%	355.91	7.69%

Total 12,211 2,451,553,031 100.00%

Total 12,819 2,599,990,368 100.00%



**First Franklin Mortgage Loan Trust  
Mortgage Loan Asset-Backed Certificates  
Series 2007-FF2**

***Distribution Date: 26-Nov-07  
Mortgage Loan Characteristics Part II  
Total (ALL Loans)***

---

**Distribution by Originator Concentration > 10% (Current)**

Originator	# of Loans	Ending Balance	% of Balance	WAMM	WAC
First Franklin	12,211	2,451,553,031	100.00%	348.56	7.81%

**Distribution by Originator Concentration > 10% (Cut-off)**

Originator	# of Loans	Ending Balance	% of Balance	WAMM	WAC
First Franklin	12,819	2,599,990,368	100.00%	358.76	7.83%

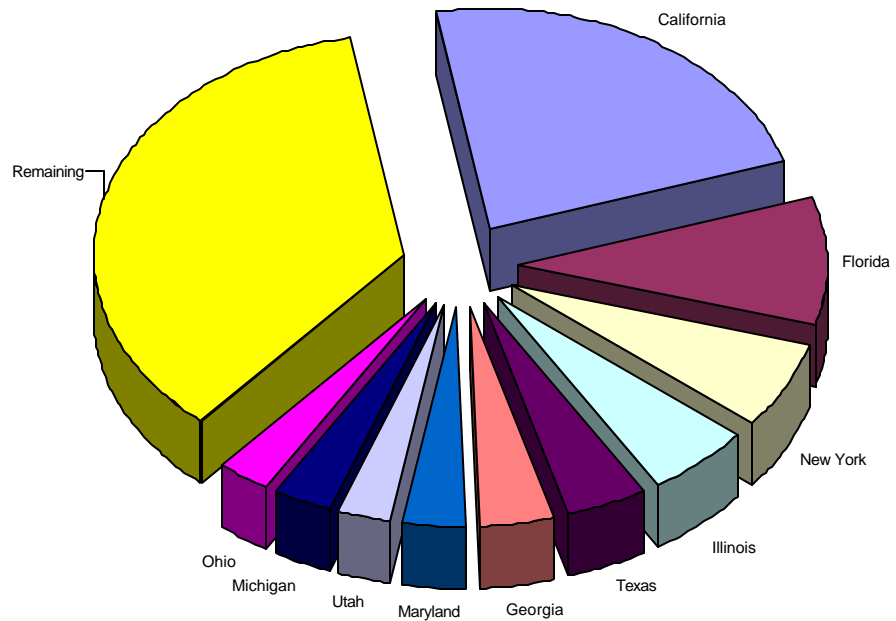
**First Franklin Mortgage Loan Trust  
Mortgage Loan Asset-Backed Certificates  
Series 2007-FF2**

**Distribution Date: 26-Nov-07  
Geographic Concentration  
Total (ALL Loans)**

**Top 10 Current State Concentration**

Geographic Distribution	# of Loans	Balance <sup>(1)</sup>	% of Balance	WAMM	WAC
California	1,429	561,587,045	22.91%	349	7.18%
Florida	1,084	228,430,000	9.32%	349	7.82%
New York	625	156,344,590	6.38%	349	7.67%
Illinois	692	137,241,780	5.60%	349	8.25%
Texas	844	101,948,563	4.16%	346	8.05%
Georgia	531	93,291,832	3.81%	349	8.23%
Maryland	270	81,340,809	3.32%	350	7.75%
Utah	380	73,083,447	2.98%	349	7.72%
Michigan	575	71,493,225	2.92%	349	8.37%
Ohio	572	66,291,780	2.70%	347	8.60%
Remaining	5,209	880,499,962	35.92%	348	8.00%

**Top 10 Current State Concentration**



**Top 10 Original State Concentration**

Geographic Distribution	# of Loans	Balance <sup>(1)</sup>	% of Balance	WAMM	WAC
California	1,502	597,577,463	22.98%	359	7.19%
Florida	1,100	233,352,625	8.98%	359	7.83%
New York	648	163,254,991	6.28%	359	7.66%
Illinois	782	157,850,487	6.07%	359	8.32%
Texas	852	103,837,566	3.99%	356	8.06%
Georgia	559	98,242,945	3.78%	359	8.25%
Maryland	292	86,967,068	3.34%	360	7.78%
Utah	405	78,987,702	3.04%	359	7.74%
Michigan	597	73,936,876	2.84%	359	8.39%
Massachusetts	260	71,778,539	2.76%	360	8.00%
Remaining	5,822	934,204,106	35.93%	358	8.06%

<sup>(1)</sup> Based on Current Period Ending Principal Balance



**First Franklin Mortgage Loan Trust  
Mortgage Loan Asset-Backed Certificates  
Series 2007-FF2**

***Distribution Date: 26-Nov-07  
Current Period Realized Loss Detail  
Total (ALL Loans)***

Disclosure Control #	Original Liquidation Balance	Net Liquidation Proceeds	Loss-Certs Non-adjusted	Subsequent Recov/(Exp)	Loss-Certs Adjusted	Loss Severity	Loan-to-Value	FICO	Lien Position	Liq Type	Occ Type
4001176023	504,000.00	363,694.43	140,305.57	0.00	140,305.57	27.84%	100.00%	712	1	R	1
4001177548	187,921.94	167,885.73	20,036.21	0.00	20,036.21	10.66%	95.00%	610	1	S	1
4001144554	167,220.14	136,602.16	30,617.98	0.00	30,617.98	18.31%	100.00%	648	1	S	1
4001179506	145,448.53	90,315.21	55,133.32	0.00	55,133.32	37.91%	100.00%	698	1	S	1
4001153611	0.00	0.00	0.00	(79.59)	19,707.20	21.72%	100.00%	643	1	F	1
4001191777	0.00	0.00	0.00	1,630.00	42,362.29	20.78%	85.00%	561	1	S	1
4001203303	0.00	0.00	0.00	(530.90)	21,110.29	34.66%	100.00%	592	1	S	1
Current Total	1,004,590.61	758,497.53	246,093.08	1,019.51	245,073.57						
Cumulative	5,260,265.92	4,252,854.32	1,007,411.60	644.51	1,006,767.09						

**Liq. Type Code - Legend**

BK Discharged	B	Paid in Full
Charge-off	C	REO
Foreclosure	F	Short Sale
Retain Lien	L	Third Party
Loan Sale	O	Settled

**Occ Type Code - Legend**

P	Primary	1
R	Secondary	2
S	Investment	3
T		
X		



**First Franklin Mortgage Loan Trust  
Mortgage Loan Asset-Backed Certificates  
Series 2007-FF2**

**Distribution Date: 26-Nov-07  
Historical Realized Loss Summary  
Total (ALL Loans)**

Distribution Date	----- Current Realized Loss -----				----- Previous Liquidations/Payoffs -----						Realized Loss Adjusted	Cumulative Realized Loss
	Beginning Scheduled Balance	Net Liquidation Proceeds	Realized Loss	Loan Count	Claims on Prior Liquidations		Recovery on Prior Liquidations		(Claims)/Recoveries on Prior Payoffs			
					Amount	Count	Amount	Count	Amount	Count		
26-Nov-07	1,004,590.61	758,497.53	246,093.08	4	(610.49)	2	1,630.00	1	0.00	0	245,073.57	1,006,767.09
25-Oct-07	1,876,235.51	1,601,925.01	274,310.50	7	(375.00)	1	0.00	0	0.00	0	274,685.50	761,693.52
25-Sep-07	1,856,807.70	1,426,199.98	430,607.72	6	0.00	0	0.00	0	0.00	0	430,607.72	487,008.02
27-Aug-07	60,903.85	40,324.46	20,579.39	1	0.00	0	0.00	0	0.00	0	20,579.39	56,400.30
25-Jul-07	461,728.25	425,907.34	35,820.91	1	0.00	0	0.00	0	0.00	0	35,820.91	35,820.91
25-Jun-07	0.00	0.00	0.00	0	0.00	0	0.00	0	0.00	0	0.00	0.00
25-May-07	0.00	0.00	0.00	0	0.00	0	0.00	0	0.00	0	0.00	0.00
25-Apr-07	0.00	0.00	0.00	0	0.00	0	0.00	0	0.00	0	0.00	0.00
26-Mar-07	0.00	0.00	0.00	0	0.00	0	0.00	0	0.00	0	0.00	0.00
<b>Total</b>	<b>5,260,265.92</b>	<b>4,252,854.32</b>	<b>1,007,411.60</b>	<b>19</b>	<b>(985.49)</b>	<b>3</b>	<b>1,630.00</b>	<b>1</b>	<b>0.00</b>	<b>0</b>	<b>1,006,767.09</b>	





**First Franklin Mortgage Loan Trust  
Mortgage Loan Asset-Backed Certificates  
Series 2007-FF2**

**Distribution Date: 26-Nov-07  
Historical Realized Loss Summary  
Group 1 Fixed**

Distribution Date	----- Current Realized Loss -----				----- Previous Liquidations/Payoffs -----						Realized Loss Adjusted	Cumulative Realized Loss
	Beginning Scheduled Balance	Net Liquidation Proceeds	Realized Loss	Loan Count	Claims on Prior Liquidations		Recovery on Prior Liquidations		(Claims)/Recoveries on Prior Payoffs			
					Amount	Count	Amount	Count	Amount	Count		
26-Nov-07	355,142.08	304,487.89	50,654.19	2	(79.59)	1	1,630.00	1	0.00	0	49,103.78	508,856.63
25-Oct-07	315,881.25	213,921.45	101,959.80	2	(375.00)	1	0.00	0	0.00	0	102,334.80	459,752.85
25-Sep-07	960,807.70	639,210.56	321,597.14	5	0.00	0	0.00	0	0.00	0	321,597.14	357,418.05
27-Aug-07	0.00	0.00	0.00	0	0.00	0	0.00	0	0.00	0	0.00	35,820.91
25-Jul-07	461,728.25	425,907.34	35,820.91	1	0.00	0	0.00	0	0.00	0	35,820.91	35,820.91
25-Jun-07	0.00	0.00	0.00	0	0.00	0	0.00	0	0.00	0	0.00	0.00
25-May-07	0.00	0.00	0.00	0	0.00	0	0.00	0	0.00	0	0.00	0.00
25-Apr-07	0.00	0.00	0.00	0	0.00	0	0.00	0	0.00	0	0.00	0.00
26-Mar-07	0.00	0.00	0.00	0	0.00	0	0.00	0	0.00	0	0.00	0.00
<b>Total</b>	<b>2,093,559.28</b>	<b>1,583,527.24</b>	<b>510,032.04</b>	<b>10</b>	<b>(454.59)</b>	<b>2</b>	<b>1,630.00</b>	<b>1</b>	<b>0.00</b>	<b>0</b>	<b>508,856.63</b>	



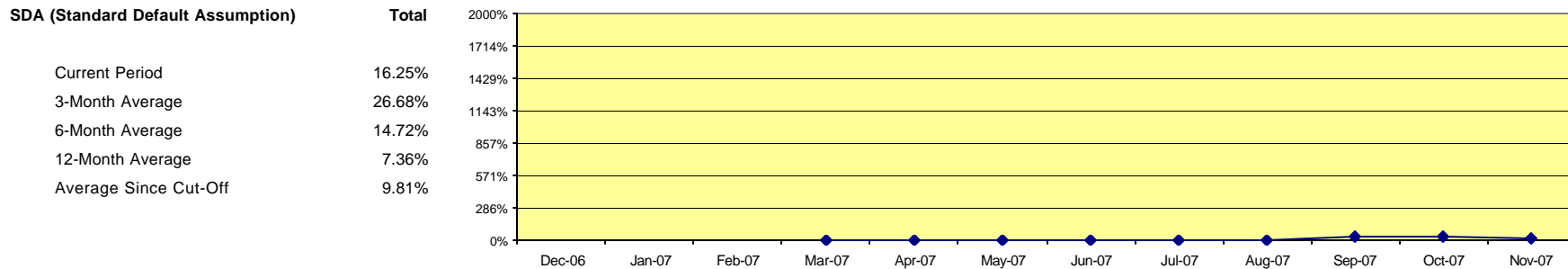
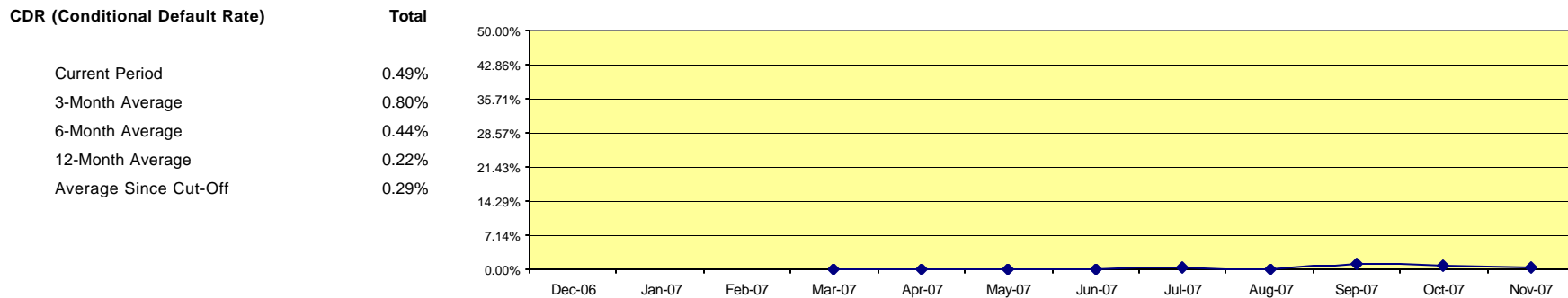
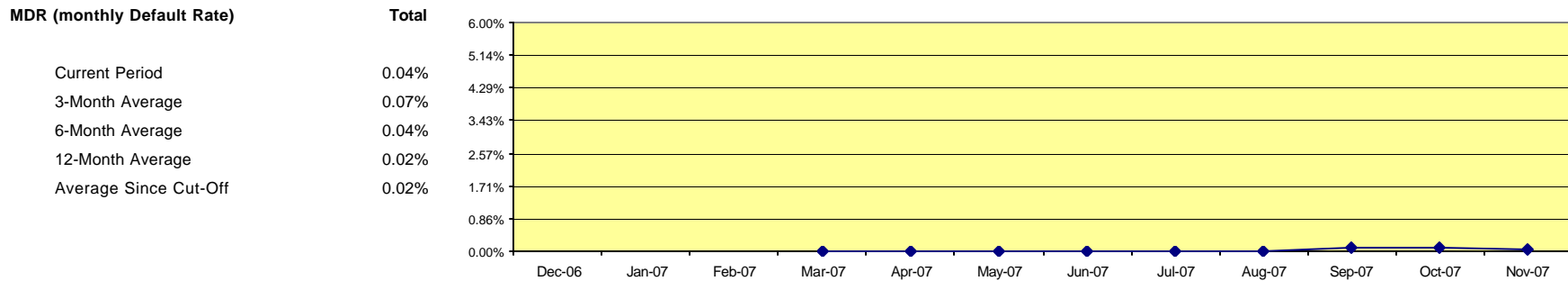
**First Franklin Mortgage Loan Trust  
Mortgage Loan Asset-Backed Certificates  
Series 2007-FF2**

***Distribution Date: 26-Nov-07  
Historical Realized Loss Summary  
Group 2 Fixed***

Distribution Date	----- Current Realized Loss -----				----- Previous Liquidations/Payoffs -----						Realized Loss Adjusted	Cumulative Realized Loss
	Beginning Scheduled Balance	Net Liquidation Proceeds	Realized Loss	Loan Count	Claims on Prior Liquidations		Recovery on Prior Liquidations		(Claims)/Recoveries on Prior Payoffs			
					Amount	Count	Amount	Count	Amount	Count		
26-Nov-07	649,448.53	454,009.64	195,438.89	2	(530.90)	1	0.00	0	0.00	0	195,969.79	497,910.46
25-Oct-07	1,560,354.26	1,388,003.56	172,350.70	5	0.00	0	0.00	0	0.00	0	172,350.70	301,940.67
25-Sep-07	896,000.00	786,989.42	109,010.58	1	0.00	0	0.00	0	0.00	0	109,010.58	129,589.97
27-Aug-07	60,903.85	40,324.46	20,579.39	1	0.00	0	0.00	0	0.00	0	20,579.39	20,579.39
25-Jul-07	0.00	0.00	0.00	0	0.00	0	0.00	0	0.00	0	0.00	0.00
25-Jun-07	0.00	0.00	0.00	0	0.00	0	0.00	0	0.00	0	0.00	0.00
25-May-07	0.00	0.00	0.00	0	0.00	0	0.00	0	0.00	0	0.00	0.00
25-Apr-07	0.00	0.00	0.00	0	0.00	0	0.00	0	0.00	0	0.00	0.00
26-Mar-07	0.00	0.00	0.00	0	0.00	0	0.00	0	0.00	0	0.00	0.00
<b>Total</b>	<b>3,166,706.64</b>	<b>2,669,327.08</b>	<b>497,379.56</b>	<b>9</b>	<b>(530.90)</b>	<b>1</b>	<b>0.00</b>	<b>0</b>	<b>0.00</b>	<b>0</b>	<b>497,910.46</b>	

**First Franklin Mortgage Loan Trust  
Mortgage Loan Asset-Backed Certificates  
Series 2007-FF2**

**Distribution Date: 26-Nov-07  
Realized Loss Summary  
Total (ALL Loans)**



MDR	Monthly Default Rate	$(\text{Beginning Principal Balance of Liquidated Loans}) / (\text{Total Beginning Principal Balance})$
CDR	Conditional Default Rate	$1 - (1 - \text{MDR})^{12}$
SDA	Standard Default Assumption	If WAS=30 then CDR/(WAS*0.02) else if 30<WAS=60 then CDR/0.6 else if 60<WAS=120 then CDR/(0.6-(WAS-60)*0.0095) else if WAS>120 then CDR/0.03
WAS	Weighted Average Seasoning	$(\text{Original Term} - \text{Remaining Term}) * (\text{Current Scheduled Balance} / \text{Deal Scheduled Principal Balance})$



**First Franklin Mortgage Loan Trust  
Mortgage Loan Asset-Backed Certificates  
Series 2007-FF2**

***Distribution Date: 26-Nov-07  
Servicemembers Civil Relief Act  
Total (ALL Loans)***

Disclosure Control #	Group	Beginning Balance	Scheduled Principal	Unscheduled Principal	Ending balance	Loan Rate	P&I Amount	Scheduled Interest	Interest Received	Relief Act Interest Shortfall
4001137519	Group 1 ARMS	392,935.17	108.78	0.00	392,826.39	7.50%	2,564.62	2,455.84	1,964.68	491.17
4001139654	Group 1 Fixed	89,569.39	47.53	0.00	89,521.86	10.85%	857.39	809.86	447.85	362.01
4001148043	Group 1 ARMS	327,139.57	354.33	0.00	325,712.00	6.40%	2,099.07	1,744.74	946.95	797.80
4001154722	Group 2 ARMS	279,585.13	77.55	0.00	279,542.18	7.65%	1,859.91	1,782.36	1,397.93	384.43
4001175990	Group 2 ARMS	199,611.27	55.26	0.00	199,556.01	8.50%	1,469.17	1,413.91	998.06	415.86
4001180306	Group 1 ARMS	143,383.04	150.12	0.00	143,217.54	7.10%	998.47	848.35	716.92	131.43
4001226965	Group 1 ARMS	91,937.82	49.36	0.00	91,888.46	7.50%	623.97	574.61	459.69	114.92
4001234069	Group 1 Fixed	153,828.19	160.67	0.00	153,667.52	8.40%	1,237.47	1,076.80	769.14	307.66
<b>Total</b>		<b>1,677,989.58</b>	<b>1,003.60</b>	<b>0.00</b>	<b>1,675,931.96</b>		<b>11,710.07</b>	<b>10,706.47</b>	<b>7,701.20</b>	<b>3,005.27</b>



**First Franklin Mortgage Loan Trust  
Mortgage Loan Asset-Backed Certificates  
Series 2007-FF2**

***Distribution Date: 26-Nov-07  
Material Breaches Detail***

---

Disclosure Control #	Loan Group #	Ending Principal Balance	Material Breach Date	Material Breach Description
<b><i>No Material Breaches Reported</i></b>				

---

Material breaches of pool asset representation or warranties or transaction covenants.



**First Franklin Mortgage Loan Trust  
Mortgage Loan Asset-Backed Certificates  
Series 2007-FF2**

***Distribution Date: 26-Nov-07  
Modified Loan Detail  
Total (ALL Loans)***

---

Disclosure Control #	Loan Group #	Modified Maturity Date	Cutoff Maturity Date	Modification Description
<b><i>No Prior Loan Modification Reported</i></b>				

---

Modifications include any extensions or waivers to the mortgage loan terms, fees, penalties or payments during the preceding calendar month or that have become material over time.



**First Franklin Mortgage Loan Trust  
Mortgage Loan Asset-Backed Certificates  
Series 2007-FF2**

***Distribution Date: 26-Nov-07  
Collateral Asset Changes***

---

Disclosure  
Control #

Beginning Principal Balance  
***No Collateral Asset Changes Reported***

Description



**First Franklin Mortgage Loan Trust  
Mortgage Loan Asset-Backed Certificates  
Series 2007-FF2**

***Distribution Date: 26-Nov-07  
Historical Collateral Level REO Report  
Total (ALL Loans)***

Disclosure Control #	REO Date	City	State	Property Type	Actual Balance	Scheduled Balance	Recent Appraisal Value	Appraisal Date	Appraisal Reduction Amount	Date Liquidated	Liquidation Proceeds	Liquidation Expenses	Realized Loss
4001157043	31-Oct-07	Sandy	UT	SF Unattached Dwelling	485,000.00	485,000.00	0.00						
4001164756	30-Oct-07	Peoria	AZ	SF Unattached Dwelling	281,600.00	281,600.00	0.00						
4001135484	29-Oct-07	Fontana	CA	SF Unattached Dwelling	352,000.00	352,000.00	0.00						
4001186415	26-Oct-07	Parker	CO	SF Unattached Dwelling	465,469.72	465,185.10	0.00						
4001199063	26-Oct-07	Anaheim	CA	Condo - Low Facility	328,000.00	328,000.00	0.00						
4001171408	26-Oct-07	Aurora	CO	PUD	184,275.40	184,046.62	0.00						
4001193383	26-Oct-07	Albuquerque	NM	SF Unattached Dwelling	142,886.50	142,760.47	0.00						
4001176211	26-Oct-07	Pueblo	CO	SF Unattached Dwelling	54,997.14	54,974.07	0.00						
4001130952	26-Oct-07	Carlsbad	CA	SF Unattached Dwelling	719,868.68	719,253.25	0.00						
4001115137	25-Oct-07	Detroit	MI	SF Unattached Dwelling	55,969.33	55,694.86	0.00						
4001177106	25-Oct-07	Stephens City	VA	SF Unattached Dwelling	207,939.55	207,377.16	0.00						
4001200831	24-Oct-07	Murrieta	CA	SF Unattached Dwelling	435,200.00	435,200.00	0.00						
4001076774	22-Oct-07	Brentwood	CA	SF Unattached Dwelling	1,119,117.84	1,115,029.60	0.00						
4001201145	22-Oct-07	Chula Vista	CA	PUD	656,000.00	656,000.00	0.00						
4001104119	22-Oct-07	El Dorado Hills	CA	SF Unattached Dwelling	859,742.37	859,742.37	0.00						
4001137488	22-Oct-07	Sacramento	CA	SF Unattached Dwelling	239,943.75	239,680.92	0.00						
4001208020	19-Oct-07	Jasper	AL	SF Unattached Dwelling	74,550.00	74,483.45	0.00						
4001212366	19-Oct-07	Northville	MI	PUD	656,250.00	655,718.19	0.00						
4001161989	19-Oct-07	Jackson	TN	SF Unattached Dwelling	67,469.17	67,180.09	0.00						
4001184270	18-Oct-07	Temecula	CA	SF Unattached Dwelling	399,950.52	399,490.01	0.00						
4001179580	18-Oct-07	Grand Rapids	MI	Multifamily	234,933.65	234,316.08	0.00						
4001183358	18-Oct-07	Riverside	CA	SF Unattached Dwelling	551,931.72	551,296.23	0.00						
4001191288	18-Oct-07	Sanger	CA	SF Unattached Dwelling	466,321.98	465,598.27	0.00						
4001136012	18-Oct-07	Soledad	CA	SF Unattached Dwelling	511,866.03	510,995.28	0.00						
4001162546	18-Oct-07	Turlock	CA	SF Unattached Dwelling	375,949.82	375,483.13	0.00						
4001184031	18-Oct-07	Santa Rosa	CA	SF Unattached Dwelling	347,200.00	346,819.78	0.00						
4001183060	18-Oct-07	San Leandro	CA	PUD	619,894.34	618,914.42	0.00						
4001176241	18-Oct-07	Glendora	CA	SF Unattached Dwelling	418,474.36	418,233.90	0.00						
4001179331	18-Oct-07	Hesperia	CA	SF Unattached Dwelling	245,600.00	245,600.00	0.00						





**First Franklin Mortgage Loan Trust  
Mortgage Loan Asset-Backed Certificates  
Series 2007-FF2**

***Distribution Date: 26-Nov-07  
Historical Collateral Level REO Report  
Total (ALL Loans)***

Disclosure Control #	REO Date	City	State	Property Type	Actual Balance	Scheduled Balance	Recent Appraisal Value	Appraisal Date	Appraisal Reduction Amount	Date Liquidated	Liquidation Proceeds	Liquidation Expenses	Realized Loss
4001181674	18-Oct-07	Antioch	CA	SF Unattached Dwelling	535,200.00	535,200.00	0.00						
4001196679	18-Oct-07	Watsonville	CA	SF Unattached Dwelling	859,823.72	858,192.22	0.00						
4001188670	17-Oct-07	Corona	CA	PUD	504,000.00	504,000.00	0.00						
4001102299	17-Oct-07	Lancaster	CA	SF Unattached Dwelling	412,744.90	412,232.49	0.00						
4001152224	17-Oct-07	Layton	UT	SF Unattached Dwelling	399,200.00	399,200.00	0.00						
4001156493	17-Oct-07	Taft	CA	SF Unattached Dwelling	137,571.27	137,305.44	0.00						
4001162425	17-Oct-07	Henderson	NV	PUD	359,743.20	359,261.91	0.00						
4001172943	17-Oct-07	Lancaster	CA	SF Unattached Dwelling	448,000.00	448,000.00	0.00						
4001186764	16-Oct-07	Murrieta	CA	SF Unattached Dwelling	475,200.00	475,200.00	0.00						
4001156643	16-Oct-07	Valencia	CA	PUD	958,184.80	956,195.19	0.00						
4001178863	16-Oct-07	Sacramento	CA	SF Unattached Dwelling	279,947.65	279,462.60	0.00						
4001162937	15-Oct-07	Okemos	MI	SF Unattached Dwelling	174,921.04	174,186.90	0.00						
4001154886	15-Oct-07	Bowie	MD	SF Unattached Dwelling	719,486.69	714,168.92	0.00						
4001149792	15-Oct-07	Eaton Rapids	MI	SF Unattached Dwelling	124,875.25	124,356.17	0.00						
4001150962	15-Oct-07	Santa Ana	CA	SF Unattached Dwelling	440,000.00	440,000.00	0.00						
4001159694	15-Oct-07	Oakland	CA	SF Unattached Dwelling	960,000.00	960,000.00	0.00						
4001171934	12-Oct-07	Upland	CA	SF Unattached Dwelling	1,039,748.95	1,037,429.80	0.00						
4001174906	12-Oct-07	Minneapolis	MN	Condo - Low Facility	248,000.00	248,000.00	0.00						
4001147306	12-Oct-07	Irvine	CA	Condo - Low Facility	527,200.00	527,200.00	0.00						
4001179486	11-Oct-07	Detroit	MI	SF Unattached Dwelling	87,982.61	87,839.87	0.00						
4001152899	11-Oct-07	Ashburn	VA	PUD	574,658.76	571,108.94	0.00						
4001160234	11-Oct-07	Corona	CA	SF Unattached Dwelling	440,800.00	440,800.00	0.00						
4001146185	11-Oct-07	El Sobrante	CA	SF Unattached Dwelling	855,200.00	855,200.00	0.00						
4001151566	11-Oct-07	Old Hickory	TN	SF Unattached Dwelling	96,792.03	96,717.50	0.00						
4001141421	9-Oct-07	Saint Paul	MN	SF Unattached Dwelling	349,513.43	348,648.82	0.00						
4001129159	8-Oct-07	Murray	UT	SF Unattached Dwelling	210,400.00	210,051.38	0.00						
4001119653	8-Oct-07	Redwood City	CA	SF Unattached Dwelling	715,807.28	714,992.45	0.00						
4001136457	5-Oct-07	Savage	MN	PUD	158,381.50	158,209.21	0.00						
4001191197	5-Oct-07	Kalamazoo	MI	SF Unattached Dwelling	114,997.29	114,971.60	0.00						



**First Franklin Mortgage Loan Trust  
Mortgage Loan Asset-Backed Certificates  
Series 2007-FF2**

***Distribution Date: 26-Nov-07  
Historical Collateral Level REO Report  
Total (ALL Loans)***

Disclosure Control #	REO Date	City	State	Property Type	Actual Balance	Scheduled Balance	Recent Appraisal Value	Appraisal Date	Appraisal Reduction Amount	Date Liquidated	Liquidation Proceeds	Liquidation Expenses	Realized Loss
4001118436	5-Oct-07	Kimball	MI	SF Unattached Dwelling	121,931.96	121,296.46	0.00						
4001150282	4-Oct-07	Atlanta	GA	Condo - High Facility	689,610.70	686,893.19	0.00						
4001147662	4-Oct-07	San Clemente	CA	PUD	760,000.00	760,000.00	0.00						
4001014657	4-Oct-07	Canton	GA	PUD	560,000.00	560,000.00	0.00						
4001206722	4-Oct-07	Austell	GA	SF Unattached Dwelling	100,000.00	100,000.00	0.00						
4001223643	4-Oct-07	Covington	GA	SF Unattached Dwelling	162,400.00	161,911.34	0.00						
4001188708	4-Oct-07	Mc Kinney	TX	Condo - Low Facility	103,949.91	103,480.69	0.00						
4001100889	4-Oct-07	Lewisburg	TN	SF Unattached Dwelling	97,589.23	97,488.90	0.00						
4001154092	4-Oct-07	Queen Creek	AZ	PUD	142,379.11	142,162.76	0.00						
4001148180	4-Oct-07	Phoenix	AZ	PUD	172,000.00	172,000.00	0.00						
4001175379	3-Oct-07	San Bernardino	CA	SF Unattached Dwelling	244,000.00	244,000.00	0.00						
4001134019	3-Oct-07	Atlanta	GA	SF Unattached Dwelling	162,500.00	162,485.00	0.00						
4001122999	3-Oct-07	Montgomery	AL	SF Unattached Dwelling	83,425.39	82,715.03	0.00						
4001163981	3-Oct-07	Southfield	MI	SF Unattached Dwelling	224,000.00	223,605.63	0.00						
4001173515	2-Oct-07	Brandywine	MD	SF Unattached Dwelling	554,910.90	554,074.96	0.00						
4001162201	1-Oct-07	Linden	MI	Condo - Low Facility	171,955.49	171,533.54	0.00						
4001140907	1-Oct-07	Las Vegas	NV	SF Unattached Dwelling	303,957.05	303,512.05	0.00						
4001257524	1-Oct-07	EI Mirage	AZ	SF Unattached Dwelling	167,200.00	167,200.00	0.00						
4001149508	28-Sep-07	Scotts	MI	SF Unattached Dwelling	303,680.26	302,179.40	0.00						
4001188381	28-Sep-07	Lakeville	MN	SF Unattached Dwelling	556,000.00	556,000.00	0.00						
4001169339	28-Sep-07	San Bernardino	CA	SF Unattached Dwelling	201,600.00	201,333.03	0.00						
4001151175	28-Sep-07	Adrian	MI	SF Unattached Dwelling	71,805.47	71,370.19	0.00						
4001147792	26-Sep-07	Bolivar	TN	SF Unattached Dwelling	27,793.42	27,730.96	0.00						
4001201573	24-Sep-07	Saint Clair Shores	MI	SF Unattached Dwelling	145,927.43	145,248.03	0.00						
4001185129	24-Sep-07	Cadillac	MI	SF Unattached Dwelling	82,989.49	82,891.70	0.00						
4001185052	21-Sep-07	Detroit	MI	SF Unattached Dwelling	99,932.22	99,301.62	0.00						
4001036918	21-Sep-07	Dorr	MI	SF Unattached Dwelling	186,981.15	186,892.19	0.00						
4001072095	20-Sep-07	Detroit	MI	SF Unattached Dwelling	109,948.45	109,679.27	0.00						
4001158978	20-Sep-07	Woodbridge	VA	PUD	286,363.20	286,039.49	0.00						



**First Franklin Mortgage Loan Trust  
Mortgage Loan Asset-Backed Certificates  
Series 2007-FF2**

***Distribution Date: 26-Nov-07  
Historical Collateral Level REO Report  
Total (ALL Loans)***

Disclosure Control #	REO Date	City	State	Property Type	Actual Balance	Scheduled Balance	Recent Appraisal Value	Appraisal Date	Appraisal Reduction Amount	Date Liquidated	Liquidation Proceeds	Liquidation Expenses	Realized Loss
4001182671	17-Sep-07	Chanassen	MN	SF Unattached Dwelling	1,199,920.00	1,199,920.00	0.00						
4001144787	17-Sep-07	Chaska	MN	SF Unattached Dwelling	253,897.97	252,938.76	0.00						
4001181085	14-Sep-07	Minneapolis	MN	SF Unattached Dwelling	140,000.00	138,941.72	0.00						
4001200858	10-Sep-07	Lusby	MD	SF Unattached Dwelling	257,980.73	257,800.41	0.00						
4001190750	5-Sep-07	Fresno	CA	SF Unattached Dwelling	447,300.00	446,911.06	0.00						
4001208932	5-Sep-07	Houston	TX	PUD	249,884.60	248,802.63	0.00						
4001082414	5-Sep-07	Griffin	GA	SF Unattached Dwelling	110,125.00	109,309.33	0.00						
4001160034	5-Sep-07	Phoenix	AZ	SF Unattached Dwelling	212,000.00	212,000.00	0.00						
4001132210	5-Sep-07	Bethlehem	GA	SF Unattached Dwelling	171,503.04	170,354.41	0.00						
4001124931	5-Sep-07	Covington	GA	SF Unattached Dwelling	178,911.03	177,981.82	0.00						
4001188777	4-Sep-07	Blaine	MN	SF Unattached Dwelling	300,000.00	299,718.18	0.00						
4001100370	4-Sep-07	Saginaw	MI	SF Unattached Dwelling	49,971.82	49,708.65	0.00						
4001148041	28-Aug-07	Beltsville	MD	PUD	499,944.87	499,371.99	0.00						
4001198623	24-Aug-07	Indian Head	MD	Condo - Low Facility	294,860.64	294,494.59	0.00						
4001180035	23-Aug-07	Bakersfield	CA	PUD	652,000.00	647,308.81	0.00						
4001131276	23-Aug-07	Jackson	MI	SF Unattached Dwelling	148,800.00	148,800.00	0.00						
4001152175	22-Aug-07	Sunnyvale	CA	Multifamily	652,000.00	652,000.00	0.00						
4001175604	22-Aug-07	Silver Spring	MD	SF Unattached Dwelling	436,760.31	436,389.68	0.00						
4001190469	21-Aug-07	Las Vegas	NV	PUD	516,000.00	515,145.20	0.00						
4001189327	21-Aug-07	Lancaster	CA	SF Unattached Dwelling	280,000.00	280,000.00	0.00						
4001167687	20-Aug-07	Surprise	AZ	SF Unattached Dwelling	420,000.00	420,000.00	0.00						
4001142484	17-Aug-07	Simi Valley	CA	PUD	484,000.00	483,438.73	0.00						
4001139685	17-Aug-07	Prior Lake	MN	SF Unattached Dwelling	452,700.00	452,700.00	0.00						
4001172131	17-Aug-07	Salinas	CA	SF Unattached Dwelling	440,000.00	439,439.04	0.00						
4001168383	16-Aug-07	Tustin	CA	SF Unattached Dwelling	524,000.00	524,000.00	0.00						
4001173155	16-Aug-07	Merced	CA	SF Unattached Dwelling	260,000.00	259,725.94	0.00						
4001181465	16-Aug-07	Bakersfield	CA	SF Unattached Dwelling	308,000.00	307,656.22	0.00						
4001201554	15-Aug-07	Henderson	NV	PUD	344,000.00	343,561.38	0.00						
4001157405	15-Aug-07	Rogers	AR	SF Unattached Dwelling	283,958.34	283,571.29	0.00						



**First Franklin Mortgage Loan Trust  
Mortgage Loan Asset-Backed Certificates  
Series 2007-FF2**

***Distribution Date: 26-Nov-07  
Historical Collateral Level REO Report  
Total (ALL Loans)***

Disclosure Control #	REO Date	City	State	Property Type	Actual Balance	Scheduled Balance	Recent Appraisal Value	Appraisal Date	Appraisal Reduction Amount	Date Liquidated	Liquidation Proceeds	Liquidation Expenses	Realized Loss
4001094545	8-Aug-07	Marietta	GA	SF Unattached Dwelling	800,000.00	800,000.00	0.00						
4001100167	8-Aug-07	Houston	TX	SF Unattached Dwelling	467,350.46	463,972.63	0.00						
4001142646	3-Aug-07	Hemet	CA	SF Unattached Dwelling	246,400.00	246,400.00	0.00						
4001178300	3-Aug-07	Knoxville	TN	SF Unattached Dwelling	92,657.15	92,072.42	0.00						
4001194173	1-Aug-07	Ofallon	MO	SF Unattached Dwelling	234,720.00	234,056.26	0.00						
4001200100	27-Jul-07	Detroit	MI	SF Unattached Dwelling	65,596.13	65,559.86	0.00						
4001190773	26-Jul-07	Redford	MI	SF Unattached Dwelling	95,991.28	95,909.85	0.00						
4001160914	23-Jul-07	Taylor	MI	SF Unattached Dwelling	63,994.18	63,939.83	0.00						
4001184784	23-Jul-07	Ramsey	MN	SF Unattached Dwelling	600,000.00	600,000.00	0.00						
4001165448	19-Jul-07	Dearborn Heights	MI	SF Unattached Dwelling	295,793.18	293,870.24	0.00						
4001176023	22-Jun-07	Ashburn	VA	SF Unattached Dwelling	0.00	0.00	0.00		0.00	3-Oct-07	504,000.00	140,305.57	140,305.57
4001165283	11-Jun-07	Saint Louis	MO	SF Unattached Dwelling	92,000.00	91,672.45	0.00						
4001177391	6-Jun-07	Mansfield	TX	PUD	456,000.00	452,236.18	0.00						
4001189178	4-Jun-07	Warren	MI	SF Unattached Dwelling	162,500.00	161,986.33	0.00						
4001175972	31-May-07	New Boston	MI	SF Unattached Dwelling	142,800.00	142,800.00	0.00						
4001185453	30-May-07	Saint Louis	MO	SF Unattached Dwelling	124,950.00	124,704.61	0.00						
<b>Total</b>					<b>46,170,883.80</b>	<b>46,098,000.59</b>	<b>0.00</b>		<b>0.00</b>		<b>504,000.00</b>	<b>140,305.57</b>	<b>140,305.57</b>



**First Franklin Mortgage Loan Trust  
Mortgage Loan Asset-Backed Certificates  
Series 2007-FF2**

***Distribution Date: 26-Nov-07  
Historical Collateral Level REO Report  
Group 1 Fixed***

Disclosure Control #	REO Date	City	State	Property Type	Actual Balance	Scheduled Balance	Recent Appraisal Value	Appraisal Date	Appraisal Reduction Amount	Date Liquidated	Liquidation Proceeds	Liquidation Expenses	Realized Loss
4001135484	29-Oct-07	Fontana	CA	SF Unattached Dwelling	352,000.00	352,000.00	0.00						
4001199063	26-Oct-07	Anaheim	CA	Condo - Low Facility	328,000.00	328,000.00	0.00						
4001137488	22-Oct-07	Sacramento	CA	SF Unattached Dwelling	239,943.75	239,680.92	0.00						
4001208020	19-Oct-07	Jasper	AL	SF Unattached Dwelling	74,550.00	74,483.45	0.00						
4001184031	18-Oct-07	Santa Rosa	CA	SF Unattached Dwelling	347,200.00	346,819.78	0.00						
4001162546	18-Oct-07	Turlock	CA	SF Unattached Dwelling	375,949.82	375,483.13	0.00						
4001179580	18-Oct-07	Grand Rapids	MI	Multifamily	234,933.65	234,316.08	0.00						
4001184270	18-Oct-07	Temecula	CA	SF Unattached Dwelling	399,950.52	399,490.01	0.00						
4001162425	17-Oct-07	Henderson	NV	PUD	359,743.20	359,261.91	0.00						
4001156493	17-Oct-07	Taft	CA	SF Unattached Dwelling	137,571.27	137,305.44	0.00						
4001152224	17-Oct-07	Layton	UT	SF Unattached Dwelling	399,200.00	399,200.00	0.00						
4001102299	17-Oct-07	Lancaster	CA	SF Unattached Dwelling	412,744.90	412,232.49	0.00						
4001162937	15-Oct-07	Okemos	MI	SF Unattached Dwelling	174,921.04	174,186.90	0.00						
4001149792	15-Oct-07	Eaton Rapids	MI	SF Unattached Dwelling	124,875.25	124,356.17	0.00						
4001174906	12-Oct-07	Minneapolis	MN	Condo - Low Facility	248,000.00	248,000.00	0.00						
4001179486	11-Oct-07	Detroit	MI	SF Unattached Dwelling	87,982.61	87,839.87	0.00						
4001141421	9-Oct-07	Saint Paul	MN	SF Unattached Dwelling	349,513.43	348,648.82	0.00						
4001129159	8-Oct-07	Murray	UT	SF Unattached Dwelling	210,400.00	210,051.38	0.00						
4001136457	5-Oct-07	Savage	MN	PUD	158,381.50	158,209.21	0.00						
4001154092	4-Oct-07	Queen Creek	AZ	PUD	142,379.11	142,162.76	0.00						
4001206722	4-Oct-07	Austell	GA	SF Unattached Dwelling	100,000.00	100,000.00	0.00						
4001223643	4-Oct-07	Covington	GA	SF Unattached Dwelling	162,400.00	161,911.34	0.00						
4001163981	3-Oct-07	Southfield	MI	SF Unattached Dwelling	224,000.00	223,605.63	0.00						
4001134019	3-Oct-07	Atlanta	GA	SF Unattached Dwelling	162,500.00	162,485.00	0.00						
4001122999	3-Oct-07	Montgomery	AL	SF Unattached Dwelling	83,425.39	82,715.03	0.00						
4001140907	1-Oct-07	Las Vegas	NV	SF Unattached Dwelling	303,957.05	303,512.05	0.00						
4001257524	1-Oct-07	EI Mirage	AZ	SF Unattached Dwelling	167,200.00	167,200.00	0.00						
4001149508	28-Sep-07	Scotts	MI	SF Unattached Dwelling	303,680.26	302,179.40	0.00						
4001201573	24-Sep-07	Saint Clair Shores	MI	SF Unattached Dwelling	145,927.43	145,248.03	0.00						



**First Franklin Mortgage Loan Trust**  
**Mortgage Loan Asset-Backed Certificates**  
**Series 2007-FF2**

***Distribution Date: 26-Nov-07***  
***Historical Collateral Level REO Report***  
**Group 1 Fixed**

Disclosure Control #	REO Date	City	State	Property Type	Actual Balance	Scheduled Balance	Recent Appraisal Value	Appraisal Date	Appraisal Reduction Amount	Date Liquidated	Liquidation Proceeds	Liquidation Expenses	Realized Loss
4001158978	20-Sep-07	Woodbridge	VA	PUD	286,363.20	286,039.49	0.00						
4001181085	14-Sep-07	Minneapolis	MN	SF Unattached Dwelling	140,000.00	138,941.72	0.00						
4001200858	10-Sep-07	Lusby	MD	SF Unattached Dwelling	257,980.73	257,800.41	0.00						
4001132210	5-Sep-07	Bethlehem	GA	SF Unattached Dwelling	171,503.04	170,354.41	0.00						
4001124931	5-Sep-07	Covington	GA	SF Unattached Dwelling	178,911.03	177,981.82	0.00						
4001082414	5-Sep-07	Griffin	GA	SF Unattached Dwelling	110,125.00	109,309.33	0.00						
4001188777	4-Sep-07	Blaine	MN	SF Unattached Dwelling	300,000.00	299,718.18	0.00						
4001198623	24-Aug-07	Indian Head	MD	Condo - Low Facility	294,860.64	294,494.59	0.00						
4001181465	16-Aug-07	Bakersfield	CA	SF Unattached Dwelling	308,000.00	307,656.22	0.00						
4001201554	15-Aug-07	Henderson	NV	PUD	344,000.00	343,561.38	0.00						
4001178300	3-Aug-07	Knoxville	TN	SF Unattached Dwelling	92,657.15	92,072.42	0.00						
4001200100	27-Jul-07	Detroit	MI	SF Unattached Dwelling	65,596.13	65,559.86	0.00						
4001190773	26-Jul-07	Redford	MI	SF Unattached Dwelling	95,991.28	95,909.85	0.00						
4001165448	19-Jul-07	Dearborn Heights	MI	SF Unattached Dwelling	295,793.18	293,870.24	0.00						
4001189178	4-Jun-07	Warren	MI	SF Unattached Dwelling	162,500.00	161,986.33	0.00						
Total					9,915,611.56	9,895,841.05	0.00		0.00		0.00	0.00	0.00



**First Franklin Mortgage Loan Trust  
Mortgage Loan Asset-Backed Certificates  
Series 2007-FF2**

***Distribution Date: 26-Nov-07  
Historical Collateral Level REO Report  
Group 2 Fixed***

Disclosure Control #	REO Date	City	State	Property Type	Actual Balance	Scheduled Balance	Recent Appraisal Value	Appraisal Date	Appraisal Reduction Amount	Date Liquidated	Liquidation Proceeds	Liquidation Expenses	Realized Loss
4001157043	31-Oct-07	Sandy	UT	SF Unattached Dwelling	485,000.00	485,000.00	0.00						
4001164756	30-Oct-07	Peoria	AZ	SF Unattached Dwelling	281,600.00	281,600.00	0.00						
4001186415	26-Oct-07	Parker	CO	SF Unattached Dwelling	465,469.72	465,185.10	0.00						
4001171408	26-Oct-07	Aurora	CO	PUD	184,275.40	184,046.62	0.00						
4001193383	26-Oct-07	Albuquerque	NM	SF Unattached Dwelling	142,886.50	142,760.47	0.00						
4001176211	26-Oct-07	Pueblo	CO	SF Unattached Dwelling	54,997.14	54,974.07	0.00						
4001130952	26-Oct-07	Carlsbad	CA	SF Unattached Dwelling	719,868.68	719,253.25	0.00						
4001115137	25-Oct-07	Detroit	MI	SF Unattached Dwelling	55,969.33	55,694.86	0.00						
4001177106	25-Oct-07	Stephens City	VA	SF Unattached Dwelling	207,939.55	207,377.16	0.00						
4001200831	24-Oct-07	Murrieta	CA	SF Unattached Dwelling	435,200.00	435,200.00	0.00						
4001076774	22-Oct-07	Brentwood	CA	SF Unattached Dwelling	1,119,117.84	1,115,029.60	0.00						
4001201145	22-Oct-07	Chula Vista	CA	PUD	656,000.00	656,000.00	0.00						
4001104119	22-Oct-07	El Dorado Hills	CA	SF Unattached Dwelling	859,742.37	859,742.37	0.00						
4001212366	19-Oct-07	Northville	MI	PUD	656,250.00	655,718.19	0.00						
4001161989	19-Oct-07	Jackson	TN	SF Unattached Dwelling	67,469.17	67,180.09	0.00						
4001183358	18-Oct-07	Riverside	CA	SF Unattached Dwelling	551,931.72	551,296.23	0.00						
4001136012	18-Oct-07	Soledad	CA	SF Unattached Dwelling	511,866.03	510,995.28	0.00						
4001191288	18-Oct-07	Sanger	CA	SF Unattached Dwelling	466,321.98	465,598.27	0.00						
4001183060	18-Oct-07	San Leandro	CA	PUD	619,894.34	618,914.42	0.00						
4001176241	18-Oct-07	Glendora	CA	SF Unattached Dwelling	418,474.36	418,233.90	0.00						
4001179331	18-Oct-07	Hesperia	CA	SF Unattached Dwelling	245,600.00	245,600.00	0.00						
4001181674	18-Oct-07	Antioch	CA	SF Unattached Dwelling	535,200.00	535,200.00	0.00						
4001196679	18-Oct-07	Watsonville	CA	SF Unattached Dwelling	859,823.72	858,192.22	0.00						
4001188670	17-Oct-07	Corona	CA	PUD	504,000.00	504,000.00	0.00						
4001172943	17-Oct-07	Lancaster	CA	SF Unattached Dwelling	448,000.00	448,000.00	0.00						
4001186764	16-Oct-07	Murrieta	CA	SF Unattached Dwelling	475,200.00	475,200.00	0.00						
4001156643	16-Oct-07	Valencia	CA	PUD	958,184.80	956,195.19	0.00						
4001178863	16-Oct-07	Sacramento	CA	SF Unattached Dwelling	279,947.65	279,462.60	0.00						
4001150962	15-Oct-07	Santa Ana	CA	SF Unattached Dwelling	440,000.00	440,000.00	0.00						



**First Franklin Mortgage Loan Trust  
Mortgage Loan Asset-Backed Certificates  
Series 2007-FF2**

***Distribution Date: 26-Nov-07  
Historical Collateral Level REO Report  
Group 2 Fixed***

Disclosure Control #	REO Date	City	State	Property Type	Actual Balance	Scheduled Balance	Recent Appraisal Value	Appraisal Date	Appraisal Reduction Amount	Date Liquidated	Liquidation Proceeds	Liquidation Expenses	Realized Loss
4001159694	15-Oct-07	Oakland	CA	SF Unattached Dwelling	960,000.00	960,000.00	0.00						
4001154886	15-Oct-07	Bowie	MD	SF Unattached Dwelling	719,486.69	714,168.92	0.00						
4001147306	12-Oct-07	Irvine	CA	Condo - Low Facility	527,200.00	527,200.00	0.00						
4001171934	12-Oct-07	Upland	CA	SF Unattached Dwelling	1,039,748.95	1,037,429.80	0.00						
4001151566	11-Oct-07	Old Hickory	TN	SF Unattached Dwelling	96,792.03	96,717.50	0.00						
4001160234	11-Oct-07	Corona	CA	SF Unattached Dwelling	440,800.00	440,800.00	0.00						
4001152899	11-Oct-07	Ashburn	VA	PUD	574,658.76	571,108.94	0.00						
4001146185	11-Oct-07	El Sobrante	CA	SF Unattached Dwelling	855,200.00	855,200.00	0.00						
4001119653	8-Oct-07	Redwood City	CA	SF Unattached Dwelling	715,807.28	714,992.45	0.00						
4001118436	5-Oct-07	Kimball	MI	SF Unattached Dwelling	121,931.96	121,296.46	0.00						
4001191197	5-Oct-07	Kalamazoo	MI	SF Unattached Dwelling	114,997.29	114,971.60	0.00						
4001188708	4-Oct-07	Mc Kinney	TX	Condo - Low Facility	103,949.91	103,480.69	0.00						
4001148180	4-Oct-07	Phoenix	AZ	PUD	172,000.00	172,000.00	0.00						
4001100889	4-Oct-07	Lewisburg	TN	SF Unattached Dwelling	97,589.23	97,488.90	0.00						
4001150282	4-Oct-07	Atlanta	GA	Condo - High Facility	689,610.70	686,893.19	0.00						
4001147662	4-Oct-07	San Clemente	CA	PUD	760,000.00	760,000.00	0.00						
4001014657	4-Oct-07	Canton	GA	PUD	560,000.00	560,000.00	0.00						
4001175379	3-Oct-07	San Bernardino	CA	SF Unattached Dwelling	244,000.00	244,000.00	0.00						
4001173515	2-Oct-07	Brandywine	MD	SF Unattached Dwelling	554,910.90	554,074.96	0.00						
4001162201	1-Oct-07	Linden	MI	Condo - Low Facility	171,955.49	171,533.54	0.00						
4001169339	28-Sep-07	San Bernardino	CA	SF Unattached Dwelling	201,600.00	201,333.03	0.00						
4001151175	28-Sep-07	Adrian	MI	SF Unattached Dwelling	71,805.47	71,370.19	0.00						
4001188381	28-Sep-07	Lakeville	MN	SF Unattached Dwelling	556,000.00	556,000.00	0.00						
4001147792	26-Sep-07	Bolivar	TN	SF Unattached Dwelling	27,793.42	27,730.96	0.00						
4001185129	24-Sep-07	Cadillac	MI	SF Unattached Dwelling	82,989.49	82,891.70	0.00						
4001185052	21-Sep-07	Detroit	MI	SF Unattached Dwelling	99,932.22	99,301.62	0.00						
4001036918	21-Sep-07	Dorr	MI	SF Unattached Dwelling	186,981.15	186,892.19	0.00						
4001072095	20-Sep-07	Detroit	MI	SF Unattached Dwelling	109,948.45	109,679.27	0.00						
4001144787	17-Sep-07	Chaska	MN	SF Unattached Dwelling	253,897.97	252,938.76	0.00						





**First Franklin Mortgage Loan Trust  
Mortgage Loan Asset-Backed Certificates  
Series 2007-FF2**

***Distribution Date: 26-Nov-07  
Historical Collateral Level REO Report  
Group 2 Fixed***

Disclosure Control #	REO Date	City	State	Property Type	Actual Balance	Scheduled Balance	Recent Appraisal Value	Appraisal Date	Appraisal Reduction Amount	Date Liquidated	Liquidation Proceeds	Liquidation Expenses	Realized Loss
4001182671	17-Sep-07	Chanhausen	MN	SF Unattached Dwelling	1,199,920.00	1,199,920.00	0.00						
4001160034	5-Sep-07	Phoenix	AZ	SF Unattached Dwelling	212,000.00	212,000.00	0.00						
4001208932	5-Sep-07	Houston	TX	PUD	249,884.60	248,802.63	0.00						
4001190750	5-Sep-07	Fresno	CA	SF Unattached Dwelling	447,300.00	446,911.06	0.00						
4001100370	4-Sep-07	Saginaw	MI	SF Unattached Dwelling	49,971.82	49,708.65	0.00						
4001148041	28-Aug-07	Beltsville	MD	PUD	499,944.87	499,371.99	0.00						
4001131276	23-Aug-07	Jackson	MI	SF Unattached Dwelling	148,800.00	148,800.00	0.00						
4001180035	23-Aug-07	Bakersfield	CA	PUD	652,000.00	647,308.81	0.00						
4001175604	22-Aug-07	Silver Spring	MD	SF Unattached Dwelling	436,760.31	436,389.68	0.00						
4001152175	22-Aug-07	Sunnyvale	CA	Multifamily	652,000.00	652,000.00	0.00						
4001190469	21-Aug-07	Las Vegas	NV	PUD	516,000.00	515,145.20	0.00						
4001189327	21-Aug-07	Lancaster	CA	SF Unattached Dwelling	280,000.00	280,000.00	0.00						
4001167687	20-Aug-07	Surprise	AZ	SF Unattached Dwelling	420,000.00	420,000.00	0.00						
4001142484	17-Aug-07	Simi Valley	CA	PUD	484,000.00	483,438.73	0.00						
4001139685	17-Aug-07	Prior Lake	MN	SF Unattached Dwelling	452,700.00	452,700.00	0.00						
4001172131	17-Aug-07	Salinas	CA	SF Unattached Dwelling	440,000.00	439,439.04	0.00						
4001168383	16-Aug-07	Tustin	CA	SF Unattached Dwelling	524,000.00	524,000.00	0.00						
4001173155	16-Aug-07	Merced	CA	SF Unattached Dwelling	260,000.00	259,725.94	0.00						
4001157405	15-Aug-07	Rogers	AR	SF Unattached Dwelling	283,958.34	283,571.29	0.00						
4001094545	8-Aug-07	Marietta	GA	SF Unattached Dwelling	800,000.00	800,000.00	0.00						
4001100167	8-Aug-07	Houston	TX	SF Unattached Dwelling	467,350.46	463,972.63	0.00						
4001142646	3-Aug-07	Hemet	CA	SF Unattached Dwelling	246,400.00	246,400.00	0.00						
4001194173	1-Aug-07	Ofallon	MO	SF Unattached Dwelling	234,720.00	234,056.26	0.00						
4001184784	23-Jul-07	Ramsey	MN	SF Unattached Dwelling	600,000.00	600,000.00	0.00						
4001160914	23-Jul-07	Taylor	MI	SF Unattached Dwelling	63,994.18	63,939.83	0.00						
4001176023	22-Jun-07	Ashburn	VA	SF Unattached Dwelling	0.00	0.00	0.00		0.00	3-Oct-07	504,000.00	140,305.57	140,305.57
4001165283	11-Jun-07	Saint Louis	MO	SF Unattached Dwelling	92,000.00	91,672.45	0.00						
4001177391	6-Jun-07	Mansfield	TX	PUD	456,000.00	452,236.18	0.00						
4001175972	31-May-07	New Boston	MI	SF Unattached Dwelling	142,800.00	142,800.00	0.00						



**First Franklin Mortgage Loan Trust  
Mortgage Loan Asset-Backed Certificates  
Series 2007-FF2**

***Distribution Date: 26-Nov-07***  
***Historical Collateral Level REO Report***  
**Group 2 Fixed**

---

Disclosure Control #	REO Date	City	State	Property Type	Actual Balance	Scheduled Balance	Recent Appraisal Value	Appraisal Date	Appraisal Reduction Amount	Date Liquidated	Liquidation Proceeds	Liquidation Expenses	Realized Loss
4001185453	30-May-07	Saint Louis	MO	SF Unattached Dwelling	124,950.00	124,704.61	0.00						
Total					36,255,272.24	36,202,159.54	0.00		0.00		504,000.00	140,305.57	140,305.57