

First Franklin Mortgage Loan Trust
Mortgage Loan Asset-Backed Certificates
Series 2007-FF2

Distribution Date: 26-Dec-07

ABN AMRO Acct : 724532.1

Payment Date: 26-Dec-07
Prior Payment: 26-Nov-07
Next Payment: 25-Jan-08
Record Date: 30-Nov-07

Distribution Count: 10

Closing Date: 28-Feb-07
First Pay. Date: 26-Mar-07
Rated Final Payment Date: 25-Mar-37
Determination Date: 14-Dec-07

Delinq Method: OTS

Outside Parties To The Transaction

Issuer: First Franklin Financial Corporation

Depositor: Merrill Lynch & Company/Merrill Lynch Mortgage Investors, Inc.
Underwriter: Merrill Lynch Pierce Fenner & Smith Inc.

Master Servicer: Home Loan Services

Rating Agency: Moody's Investors Service, Inc./Standard & Poor's Ratings Services

Contact Information:

Analyst: Shaun Horbochuk 714.259.6217
Shaun.Horbochuk@abnamro.com
Administrator: Dimitrios Kostopoulos 312.992.2834
dimitrios.kostopoulos@abnamro.com
LaSalle Website: www.etrustee.net



**First Franklin Mortgage Loan Trust
Mortgage Loan Asset-Backed Certificates
Series 2007-FF2**

Table of Contents

<i>Content:</i>	<i>Pages</i>
Statement to Certificate Holders	3
Statement to Certificate Holders (Factors)	4
Pool/Non-Pool Funds Cash Reconciliation	5
Cash Reconciliation Summary	6-7
Pool Detail and Performance Indicators	8-10
Bond Interest Reconciliation Part I	11
Bond Interest Reconciliation Part II	12
Bond Principal Reconciliation	13
Rating Information	14
15 Month Loan Status Summary Part I	15-21
15 Month Loan Status Summary Part II	22-28
15 Month Historical Payoff Summary	29-31
Prepayment Premium Loan Detail	32
Prepayment Summary	33
Mortgage Loan Characteristics Part I	34
Mortgage Loan Characteristics Part II	35-37
Geographic Concentration	38
Current Period Realized Loss Detail	39
Historical Realized Loss Summary	40-42
Realized Loss Summary	43
Servicemembers Civil Relief Act	44
Material Breaches Detail	45
Modified Loan Detail (Historical)	46
Collateral Asset Changes	47
Historical Collateral Level REO Report	48-62



**First Franklin Mortgage Loan Trust
Mortgage Loan Asset-Backed Certificates
Series 2007-FF2**

**Distribution Date: 26-Dec-07
Bond Payments**

Class	CUSIP	Original Face Value ⁽¹⁾	Beginning Certificate Balance	Principal Payment	Principal Adjustment or Loss	Deferred Interest	Ending Certificate Balance	Interest Payment ⁽²⁾	Interest Adjustment	Pass-Through Rate
A-1	32029GAA2	1,021,839,000.00	951,815,793.26	6,380,363.05	0.00	0.00	945,435,430.21	3,904,927.41	0.00	4.9231300000%
A-2A	32029GAB0	485,081,000.00	406,910,092.01	4,127,714.51	0.00	0.00	402,782,377.50	1,638,874.48	0.00	4.8331300000%
A-2B	32029GAC8	229,342,000.00	229,342,000.00	0.00	0.00	0.00	229,342,000.00	933,255.67	0.00	4.8831300000%
A-2C	32029GAD6	296,624,000.00	296,624,000.00	0.00	0.00	0.00	296,624,000.00	1,219,403.96	0.00	4.9331300000%
A-2D	32029GAE4	134,214,000.00	134,214,000.00	0.00	0.00	0.00	134,214,000.00	559,575.07	0.00	5.0031300000%
M-1	32029GAF1	77,999,000.00	77,999,000.00	0.00	0.00	0.00	77,999,000.00	325,849.27	0.00	5.0131300000%
M-2	32029GAG9	66,851,000.00	66,851,000.00	0.00	0.00	0.00	66,851,000.00	282,062.75	0.00	5.0631300000%
M-3	32029GAH7	47,550,000.00	47,550,000.00	0.00	0.00	0.00	47,550,000.00	201,419.03	0.00	5.0831300000%
M-4	32029GAJ3	40,300,000.00	40,300,000.00	0.00	0.00	0.00	40,300,000.00	175,074.28	0.00	5.2131300000%
M-5	32029GAK0	37,700,000.00	37,700,000.00	0.00	0.00	0.00	37,700,000.00	165,350.00	0.00	5.2631300000%
M-6	32029GAL8	36,400,000.00	36,400,000.00	0.00	0.00	0.00	36,400,000.00	160,861.61	0.00	5.3031300000%
B-1	32029GAM6	24,700,000.00	24,700,000.00	0.00	0.00	0.00	24,700,000.00	132,415.26	0.00	6.4331300000%
B-2	32029GAN4	19,500,000.00	19,500,000.00	0.00	0.00	0.00	19,500,000.00	106,163.36	0.00	6.5331300000%
B-3	32029GAP9	16,900,000.00	16,900,000.00	0.00	0.00	0.00	16,900,000.00	92,008.25	0.00	6.5331300000%
B-4	32029GAQ7	26,000,000.00	26,000,000.00	0.00	0.00	0.00	26,000,000.00	141,551.15	0.00	6.5331300000%
C	32029GAR5	2,599,990,368.31	N 2,451,805,740.76	0.00	0.00	0.00	2,441,297,663.20	3,912,163.15	(417,674.35)	N/A
P	32029GAS3	0.00	0.00	0.00	0.00	0.00	0.00	79,130.71	79,130.71	N/A
R	32029GAT1	100.00	0.00	0.00	0.00	0.00	0.00	0.00	0.00	N/A
Total		2,561,000,100.00	2,412,805,885.27	10,508,077.56	0.00	0.00	2,402,297,807.71	14,030,085.41	(338,543.64)	
								Total P&I Payment	24,538,162.97	

⁽¹⁾ N denotes notional balance not included in total ⁽²⁾ Accrued Interest plus/minus Interest Adjustment minus Deferred Interest equals Interest Payment



**First Franklin Mortgage Loan Trust
Mortgage Loan Asset-Backed Certificates
Series 2007-FF2**

Distribution Date: 26-Dec-07
Statement to Certificate Holders (FACTORS)
Bond Payments

Class	CUSIP	Original Face Value	Beginning Certificate Balance *	Principal Payment *	Principal Adjustment or Loss	Deferred Interest *	Ending Certificate Balance *	Interest Payment *	Interest Adjustment*	Next Rate **
A-1	32029GAA2	1,021,839,000.00	931.473346838	6.244000327	0.000000000	0.000000000	925.229346512	3.821470320	0.000000000	5.005000000%
A-2A	32029GAB0	485,081,000.00	838.849783871	8.509330421	0.000000000	0.000000000	830.340453450	3.378558385	0.000000000	4.915000000%
A-2B	32029GAC8	229,342,000.00	1000.000000000	0.000000000	0.000000000	0.000000000	1000.000000000	4.069275013	0.000000000	4.965000000%
A-2C	32029GAD6	296,624,000.00	1000.000000000	0.000000000	0.000000000	0.000000000	1000.000000000	4.110941664	0.000000000	5.015000000%
A-2D	32029GAE4	134,214,000.00	1000.000000000	0.000000000	0.000000000	0.000000000	1000.000000000	4.169274964	0.000000000	5.085000000%
M-1	32029GAF1	77,999,000.00	1000.000000000	0.000000000	0.000000000	0.000000000	1000.000000000	4.177608303	0.000000000	5.095000000%
M-2	32029GAG9	66,851,000.00	1000.000000000	0.000000000	0.000000000	0.000000000	1000.000000000	4.219274955	0.000000000	5.145000000%
M-3	32029GAH7	47,550,000.00	1000.000000000	0.000000000	0.000000000	0.000000000	1000.000000000	4.235941746	0.000000000	5.165000000%
M-4	32029GAJ3	40,300,000.00	1000.000000000	0.000000000	0.000000000	0.000000000	1000.000000000	4.344274938	0.000000000	5.295000000%
M-5	32029GAK0	37,700,000.00	1000.000000000	0.000000000	0.000000000	0.000000000	1000.000000000	4.385941645	0.000000000	5.345000000%
M-6	32029GAL8	36,400,000.00	1000.000000000	0.000000000	0.000000000	0.000000000	1000.000000000	4.419275000	0.000000000	5.385000000%
B-1	32029GAM6	24,700,000.00	1000.000000000	0.000000000	0.000000000	0.000000000	1000.000000000	5.360941700	0.000000000	6.515000000%
B-2	32029GAN4	19,500,000.00	1000.000000000	0.000000000	0.000000000	0.000000000	1000.000000000	5.444274872	0.000000000	6.615000000%
B-3	32029GAP9	16,900,000.00	1000.000000000	0.000000000	0.000000000	0.000000000	1000.000000000	5.444275148	0.000000000	6.615000000%
B-4	32029GAQ7	26,000,000.00	1000.000000000	0.000000000	0.000000000	0.000000000	1000.000000000	5.444275000	0.000000000	6.615000000%
C	32029GAR5	2,599,990,368.31 N	943.005701346	0.000000000	0.000000000	0.000000000	938.964118081	1.504683709	(0.160644576)	N/A
P	32029GAS3	0.00	0.000000000	0.000000000	0.000000000	0.000000000	0.000000000	0.000000000	0.000000000	N/A
R	32029GAT1	100.00	0.000000000	0.000000000	0.000000000	0.000000000	0.000000000	0.000000000	0.000000000	N/A

* Per \$1,000 of Original Face Value ** Estimated



**First Franklin Mortgage Loan Trust
Mortgage Loan Asset-Backed Certificates
Series 2007-FF2**

***Distribution Date: 26-Dec-07
Cash Reconciliation Summary***

Pool Source of Funds		Non-Pool Source of Funds	
Interest Summary		Supplemental Interest Trust	
Interest Summary		Principal Summary	
Scheduled Interest	15,955,758.14	Scheduled Prin Distribution	817,813.50
Fees	1,022,965.96	Curtailments	223,570.66
Remittance Interest	14,932,792.18	Prepayments in Full	8,205,628.92
Other Interest Proceeds/Shortfalls		Liquidation Proceeds	852,719.12
Prepayment Penalties	79,130.71	Repurchase Proceeds	0.00
Other Interest Loss	0.01	Other Principal Proceeds	(259.50)
Other Interest Proceeds	0.00	Remittance Principal	10,099,472.70
Non-advancing Interest	(5,607.33)		
Non-Supported Interest Shortfall	0.00		
Relief Act Shortfall	(2,082.03)		
Modification Shortfall	0.00		
Other Interest Proceeds/Shortfalls	71,441.36		
Interest Adjusted	15,004,233.54		
Fee Summary			
Total Servicing Fees	1,021,585.83		
Total Trustee Fees	0.00		
LPMI Fees	0.00		
Credit Manager's Fees	0.00		
Unpaid Serv Fees (Charged-off Loans)	0.00		
Misc. Fees / Trust Expense	1,380.13		
Insurance Premium	0.00		
Total Fees	1,022,965.96		
Advances (Principal & Interest)			
Prior Month's Outstanding Advances	N/A		
Current Advances	N/A		
Reimbursement of Prior Advances	N/A		
Outstanding Advances	N/A		
		Cap Contract Payment	0.00
		Corridor Contracts	
		Class A-1 Certificates	0.00
		Class A-2 Certificates	0.00
		Subordinate Certificates	0.00
		P&I Due Certificate Holders	<u>24,538,162.98</u>

P&I Advances as of the end of the Due Period do not reflect the amount of advances remitted by the Servicer on the Servicer Remittance Date due to additional proceeds received between the end of the Due Period and the Servicer Remittance Date and netted from the P&I Advances stated as of the end of the Due Period.



First Franklin Mortgage Loan Trust
Mortgage Loan Asset-Backed Certificates
Series 2007-FF2

Distribution Date: 26-Dec-07
Cash Reconciliation Summary Group 1 Fixed

	Group 1 ARMS	Group 1 Fixed	Total
Interest Summary			
Scheduled Interest	5,900,813.81	1,651,126.51	7,551,940.32
Fees	383,470.45	99,068.66	482,539.11
Remittance Interest	5,517,343.36	1,552,057.85	7,069,401.21
Other Interest Proceeds/Shortfalls			
Prepayment Penalties	41,330.48	8,267.25	49,597.73
Other Interest Loss	0.00	0.00	0.00
Other Interest Proceeds	0.00	0.00	0.00
Non-advancing Interest	(1,079.06)	(538.11)	(1,617.17)
Net PPIS/Relief Act Shortfall	(1,028.50)	(669.15)	(1,697.65)
Modification Shortfall	0.00	0.00	0.00
Other Interest Proceeds/Shortfalls	39,222.92	7,059.99	46,282.91
Interest Adjusted	5,556,566.28	1,559,117.84	7,115,684.12
Principal Summary			
Scheduled Principal Distribution	272,018.21	141,450.69	413,468.90
Curtailments	43,948.15	29,013.27	72,961.42
Prepayments in Full	4,374,527.31	847,622.88	5,222,150.19
Liquidation Proceeds	424,015.68	0.00	424,015.68
Repurchase Proceeds	0.00	0.00	0.00
Other Principal Proceeds	(332.50)	0.00	(332.50)
Less Mod Losses	0.00	0.00	0.00
Remittance Principal	5,114,176.85	1,018,086.84	6,132,263.69
Fee Summary			
Total Servicing Fees	382,576.31	99,068.66	481,644.97
Total Trustee Fees	0.00	0.00	0.00
LPMI Fees	0.00	0.00	0.00
Misc. Fees	894.14	0.00	894.14
Total Fees	383,470.45	99,068.66	482,539.11
Beginning Principal Balance	918,183,503.82	237,764,725.17	1,155,948,228.99
Ending Principal Balance	912,939,627.06	236,746,638.33	1,149,686,265.39



**First Franklin Mortgage Loan Trust
Mortgage Loan Asset-Backed Certificates
Series 2007-FF2**

***Distribution Date: 26-Dec-07
Cash Reconciliation Summary Group 2 Fixed***

	Group 2 ARMS	Group 2 Fixed	Total
Interest Summary			
Scheduled Interest	6,497,990.94	1,905,826.88	8,403,817.82
Fees	428,642.17	111,784.68	540,426.85
Remittance Interest	6,069,348.77	1,794,042.20	7,863,390.97
Other Interest Proceeds/Shortfalls			
Prepayment Penalties	27,300.50	2,232.48	29,532.98
Other Interest Loss	0.00	0.00	0.00
Other Interest Proceeds	0.00	0.00	0.00
Non-advancing Interest	(1,542.45)	(2,447.71)	(3,990.16)
Net PPIS/Relief Act Shortfall	(384.37)	0.00	(384.37)
Modification Shortfall	0.00	0.00	0.00
Other Interest Proceeds/Shortfalls	25,373.68	(215.23)	25,158.45
Interest Adjusted	6,094,722.45	1,793,826.97	7,888,549.42
Principal Summary			
Scheduled Principal Distribution	263,359.47	140,985.13	404,344.60
Curtailments	94,060.54	56,548.70	150,609.24
Prepayments in Full	2,255,894.43	727,584.30	2,983,478.73
Liquidation Proceeds	431,725.43	(3,021.99)	428,703.44
Repurchase Proceeds	0.00	0.00	0.00
Other Principal Proceeds	665.00	(592.00)	73.00
Less Mod Losses	0.00	0.00	0.00
Remittance Principal	3,045,704.87	921,504.14	3,967,209.01
Fee Summary			
Total Servicing Fees	428,651.17	111,289.69	539,940.86
Total Trustee Fees	0.00	0.00	0.00
LPMI Fees	0.00	0.00	0.00
Misc. Fees	(9.00)	494.99	485.99
Total Fees	428,642.17	111,784.68	540,426.85
Beginning Principal Balance	1,028,762,469.75	267,095,042.02	1,295,857,511.77
Ending Principal Balance	1,025,474,207.95	266,137,189.86	1,291,611,397.81



**First Franklin Mortgage Loan Trust
Mortgage Loan Asset-Backed Certificates
Series 2007-FF2**

**Distribution Date: 26-Dec-07
Pool Detail and Performance Indicators Total (ALL Loans)**

Pool Detail			Performance Indicators			Misc/Additional Information				
Pool Level Information			Factors Impacting Principal Payment Rules			WA Rates/Life				
Historical	Amount	Count	Delinquency Levels	Num	Den	%	Fixed	Adj	Overall	
Cut-off Pool Balance	2,599,990,368.31	12,819	3 mo. Rolling Average	345,392,146	2,453,419,756	14.09%	WAC - Remit Current	7.95%	7.14%	7.31%
Cum Scheduled Principal	8,131,610.70		6 mo. Rolling Average	265,118,030	2,473,650,262	10.75%	WAC - Remit Original	7.98%	7.16%	7.33%
Cum Unscheduled Principal	144,039,025.19		12 mo. Rolling Average	171,020,497	2,504,545,050	6.92%	WAC - Current	8.45%	7.64%	7.81%
Cum Liquidations	6,521,330.40		Loss Levels	Amount	Count		WAC - Original	8.48%	7.66%	7.83%
Cum Repurchases	668,820.34		3 mo. Cum Loss	928,363.93	21		WAL - Current	342.53	348.86	347.52
			6 mo. Cum loss	1,415,371.95	28		WAL - Original	351.51	357.86	356.57
			12 mo. Cum Loss	1,415,371.95	28					
Current	Amount	Count	%				Current Index Rate			4.783130%
Beginning Pool	2,451,805,740.76	12,213	94.30%				Next Index Rate			4.865000%
Scheduled Principal	817,813.50		0.03%							
Unscheduled Principal	8,429,199.58	60	0.32%							
Liquidations	1,261,064.48	10	0.05%				Prepayment Charges			
Repurchases	0.00	0	0.00%				Current	79,130.71		21
Ending Pool	2,441,297,663.20	12,143	93.90%				Cumulative	794,500.44		187
Ending Actual Balance	2,442,621,006.40									
Average Loan Balance	201,045.68									
Current Loss Detail	Amount						Pool Composition			
Liquidation	1,261,064.48						Properties	Balance	%/Score	
Realized Loss	408,345.36						Cash Out/Refinance	927,221,014.47	37.69%	
Realized Loss Adjustment	259.50						SFR	1,673,821,173.08	68.05%	
Net Liquidation	852,459.62						Owner Occupied	2,386,401,877.96	97.01%	
Credit Enhancement	Amount	%						Min	Max	WA
Original OC	38,990,268.31	1.50%					FICO	540	816	653.74
Target OC	38,999,855.52	1.50%								
Beginning OC	38,999,855.49									
Ending OC	38,999,855.49									
Most Senior Certificates	2,018,905,885.24									

Legend: (1) 60 Days+, REO, BK, F/C %

(3) Condn: If Step Down Date = Yes and Cum Loss > specified thresholds, then TRUE

(5) Defined Benchmark

(2) If Step Down Date = Yes and (1) > (6) * (4), then TRUE

(4) (Ending Pool Bal - Most Senior Certs) / Ending Pool Bal

(6) Defined Benchmark (Used in Delinq Event Calc)

Note: Delinquency and Loss Event Triggers may be flagged as "Yes" prior to the Step Down Date on account of the percentage thresholds being breached.



**First Franklin Mortgage Loan Trust
Mortgage Loan Asset-Backed Certificates
Series 2007-FF2**

*Distribution Date: 26-Dec-07
Pool Detail and Performance Indicators Group 1 Fixed*

Pool Detail				Performance Indicators			Misc/Additional Information				
Pool Level Information				Factors Impacting Principal Payment Rules			WA Rates/Life				
Historical	Amount	Count		Delinquency Levels	Num	Den	%		Fixed	Adj	Overall
Cut-off Pool Balance	1,225,962,515.13	6,443		3 mo. Rolling Average	117,594,294	1,156,767,631	10.17%	WAC - Remit Current	7.83%	7.21%	7.34%
Cum Scheduled Principal	4,129,039.88			6 mo. Rolling Average	88,188,494	1,167,592,740	7.58%	WAC - Remit Original	7.86%	7.24%	7.36%
Cum Unscheduled Principal	69,499,528.67			12 mo. Rolling Average	55,967,708	1,183,258,540	4.81%	WAC - Current	8.33%	7.71%	7.84%
Cum Liquidations	2,646,942.37			Loss Levels	Amount	Count		WAC - Original	8.36%	7.74%	7.86%
Cum Repurchases	668,820.34			3 mo. Cum Loss	281,138.49	7		WAL - Current	341.48	348.94	347.33
				6 mo. Cum loss	638,556.54	12		WAL - Original	350.43	357.94	356.41
				12 mo. Cum Loss	638,556.54	12					
Current	Amount	Count	%								
Beginning Pool	1,155,948,228.99	6,110	94.29%					Prepayment Charges			
Scheduled Principal	413,468.90		0.03%						Amount	Count	
Unscheduled Principal	5,295,111.61	34	0.43%					Current	49,597.73	11	
Liquidations	553,383.09	3	0.05%					Cumulative	416,675.43	89	
Repurchases	0.00	0	0.00%								
Ending Pool	1,149,686,265.39	6,073	93.78%					Pool Composition			
								Properties	Balance	%/Score	
Ending Actual Balance	1,150,292,197.63							Cash Out/Refinance	550,177,785.90	47.44%	
Average Loan Balance	189,311.09							SFR	783,387,492.78	67.55%	
								Owner Occupied	1,112,954,332.96	95.97%	
Current Loss Detail	Amount								Min	Max	WA
Liquidation	553,383.09							FICO	540	811	650.14
Realized Loss	129,367.41										
Realized Loss Adjustment	332.50										
Net Liquidation	423,683.18										

Legend: (1) 60 Days+, REO, BK, F/C % (3) Condn: If Step Down Date = Yes and Cum Loss > specified thresholds, then TRUE (5) Defined Benchmark
 (2) If Step Down Date = Yes and (1) > (6) * (4), then TRUE (4) (Ending Pool Bal - Most Senior Certs) / Ending Pool Bal (6) Defined Benchmark (Used in Delinq Event Calc)
Note: Delinquency and Loss Event Triggers may be flagged as "Yes" prior to the Step Down Date on account of the percentage thresholds being breached.



**First Franklin Mortgage Loan Trust
Mortgage Loan Asset-Backed Certificates
Series 2007-FF2**

**Distribution Date: 26-Dec-07
Pool Detail and Performance Indicators Group 2 Fixed**

Pool Detail			Performance Indicators				Misc/Additional Information				
Pool Level Information			Factors Impacting Principal Payment Rules				WA Rates/Life				
Historical			Delinquency Levels			Num	Den	%	Fixed	Adj	Overall
Cut-off Pool Balance	Amount	Count	3 mo. Rolling Average		227,797,852	1,296,652,125	17.57%	WAC - Remit Current	8.06%	7.08%	7.28%
Cum Scheduled Principal	4,002,570.82		6 mo. Rolling Average		176,929,536	1,306,057,522	13.59%	WAC - Remit Original	8.08%	7.09%	7.29%
Cum Unscheduled Principal	74,539,496.52		12 mo. Rolling Average		115,052,789	1,321,286,510	8.82%	WAC - Current	8.56%	7.58%	7.78%
Cum Liquidations	3,874,388.03		Loss Levels			Amount	Count	WAC - Original	8.58%	7.59%	7.79%
Cum Repurchases	0.00		3 mo. Cum Loss		647,225.44	14	WAL - Current	343.47	348.79	347.69	
Current			6 mo. Cum loss		776,815.41	16	WAL - Original	352.49	357.79	356.71	
Beginning Pool	Amount	Count	%	12 mo. Cum Loss	776,815.41	16					
Scheduled Principal	404,344.60	6,103	94.31%				Prepayment Charges				
Unscheduled Principal	3,134,087.97	26	0.23%					Amount	Count		
Liquidations	707,681.39	7	0.05%				Current	29,532.98	10		
Repurchases	0.00	0	0.00%				Cumulative	377,825.01	98		
Ending Pool	1,291,611,397.81	6,070	94.00%				Pool Composition				
Ending Actual Balance	1,292,328,808.77						Properties	Balance	%/Score		
Average Loan Balance	212,786.06						Cash Out/Refinance	377,043,228.57	29.00%		
Current Loss Detail			Amount				SFR	890,433,680.30	68.49%		
Liquidation	707,681.39						Owner Occupied	1,273,447,545.00	97.95%		
Realized Loss	278,977.95						Min	Max	WA		
Realized Loss Adjustment	(73.00)						FICO	540	816	656.94	
Net Liquidation	428,776.44										

Legend: (1) 60 Days+, REO, BK, F/C % (3) Condn: If Step Down Date = Yes and Cum Loss > specified thresholds, then TRUE (5) Defined Benchmark
 (2) If Step Down Date = Yes and (1) > (6) * (4), then TRUE (4) (Ending Pool Bal - Most Senior Certs) / Ending Pool Bal (6) Defined Benchmark (Used in Delinq Event Calc)
Note: Delinquency and Loss Event Triggers may be flagged as "Yes" prior to the Step Down Date on account of the percentage thresholds being breached.



**First Franklin Mortgage Loan Trust
Mortgage Loan Asset-Backed Certificates
Series 2007-FF2**

***Distribution Date: 26-Dec-07
Bond Interest Reconciliation***

-- Accrual --					----- Recovered -----										----- Outstanding -----
Class	Method	Days	Opening Balance	Pass-Thru Rate	Accrual Certificate Interest	Total Interest Additions	Total Interest Deductions	Distributable Certificate Interest	Interest Payment Amount	Interest Carry-Forward Amount	Floating Rate Certificate Carry-Over	Interest Carry-Forward Amount	Floating Rate Certificate Carry-Over	Net Cap Rate in Effect Y/N	
A-1	Act/360	30	951,815,793.26	4.923130000%	3,904,927.41	0.00	0.00	3,904,927.41	3,904,927.41	0.00	0.00	0.00	0.00	No	
A-2A	Act/360	30	406,910,092.01	4.833130000%	1,638,874.48	0.00	0.00	1,638,874.48	1,638,874.48	0.00	0.00	0.00	0.00	No	
A-2B	Act/360	30	229,342,000.00	4.883130000%	933,255.67	0.00	0.00	933,255.67	933,255.67	0.00	0.00	0.00	0.00	No	
A-2C	Act/360	30	296,624,000.00	4.933130000%	1,219,403.96	0.00	0.00	1,219,403.96	1,219,403.96	0.00	0.00	0.00	0.00	No	
A-2D	Act/360	30	134,214,000.00	5.003130000%	559,575.07	0.00	0.00	559,575.07	559,575.07	0.00	0.00	0.01	0.00	No	
M-1	Act/360	30	77,999,000.00	5.013130000%	325,849.27	0.00	0.00	325,849.27	325,849.27	0.00	0.00	0.00	0.00	No	
M-2	Act/360	30	66,851,000.00	5.063130000%	282,062.75	0.00	0.00	282,062.75	282,062.75	0.00	0.00	0.00	0.00	No	
M-3	Act/360	30	47,550,000.00	5.083130000%	201,419.03	0.00	0.00	201,419.03	201,419.03	0.00	0.00	0.00	0.00	No	
M-4	Act/360	30	40,300,000.00	5.213130000%	175,074.28	0.00	0.00	175,074.28	175,074.28	0.00	0.00	0.00	0.00	No	
M-5	Act/360	30	37,700,000.00	5.263130000%	165,350.00	0.00	0.00	165,350.00	165,350.00	0.00	0.00	0.00	0.00	No	
M-6	Act/360	30	36,400,000.00	5.303130000%	160,861.61	0.00	0.00	160,861.61	160,861.61	0.00	0.00	0.00	0.00	No	
B-1	Act/360	30	24,700,000.00	6.433130000%	132,415.26	0.00	0.00	132,415.26	132,415.26	0.00	0.00	0.00	0.00	No	
B-2	Act/360	30	19,500,000.00	6.533130000%	106,163.36	0.00	0.00	106,163.36	106,163.36	0.00	0.00	0.00	0.00	No	
B-3	Act/360	30	16,900,000.00	6.533130000%	92,008.25	0.00	0.00	92,008.25	92,008.25	0.00	0.00	0.00	0.00	No	
B-4	Act/360	30	26,000,000.00	6.533130000%	141,551.15	0.00	0.00	141,551.15	141,551.15	0.00	0.00	0.00	0.00	No	
C			2,451,805,740.76	N/A	4,329,837.50	0.00	0.00	5,400,607.86	3,912,163.15	0.00	0.00	0.00	0.00	N/A	
P			0.00	N/A	0.00	79,130.71	0.00	0.00	79,130.71	0.00	0.00	0.00	0.00	N/A	
R	Act/360	30	0.00	4.923130000%	0.00	0.00	0.00	0.00	0.00	0.00	0.00	0.00	0.00	N/A	
Total			2,412,805,885.27		14,368,629.05	79,130.71	0.00	15,439,399.41	14,030,085.41	0.00	0.00	0.01	0.00		



**First Franklin Mortgage Loan Trust
Mortgage Loan Asset-Backed Certificates
Series 2007-FF2**

**Distribution Date: 26-Dec-07
Bond Interest Reconciliation - Part II**

Class	Record Date	Prior Interest Due Date	Current Interest Due Date	----- REMIC -----				----- Non-REMIC -----			----- Deductions -----			
				Accrual Certificate Interest	Interest Carry-Forward	Supplemental Interest Trust	Payments From Cap Contracts	Prepayment Premiums	Floating Rate Certificate Carry-Over	Other Interest Proceeds ⁽¹⁾	Non-Supported Interest Shortfall	Interest Carry-Forward ⁽²⁾	Floating Rate Certificate Carry-Over	
A-1	30-Nov-07	26-Nov-07	26-Dec-07	3,904,927.41	0.00	0.00	0.00	0.00	0.00	0.00	0.00	0.00	0.00	0.00
A-2A	30-Nov-07	26-Nov-07	26-Dec-07	1,638,874.48	0.00	0.00	0.00	0.00	0.00	0.00	0.00	0.00	0.00	0.00
A-2B	30-Nov-07	26-Nov-07	26-Dec-07	933,255.67	0.00	0.00	0.00	0.00	0.00	0.00	0.00	0.00	0.00	0.00
A-2C	30-Nov-07	26-Nov-07	26-Dec-07	1,219,403.96	0.00	0.00	0.00	0.00	0.00	0.00	0.00	0.00	0.00	0.00
A-2D	30-Nov-07	26-Nov-07	26-Dec-07	559,575.07	0.00	0.00	0.00	0.00	0.00	0.00	0.00	0.00	0.01	0.00
M-1	30-Nov-07	26-Nov-07	26-Dec-07	325,849.27	0.00	0.00	0.00	0.00	0.00	0.00	0.00	0.00	0.00	0.00
M-2	30-Nov-07	26-Nov-07	26-Dec-07	282,062.75	0.00	0.00	0.00	0.00	0.00	0.00	0.00	0.00	0.00	0.00
M-3	30-Nov-07	26-Nov-07	26-Dec-07	201,419.03	0.00	0.00	0.00	0.00	0.00	0.00	0.00	0.00	0.00	0.00
M-4	30-Nov-07	26-Nov-07	26-Dec-07	175,074.28	0.00	0.00	0.00	0.00	0.00	0.00	0.00	0.00	0.00	0.00
M-5	30-Nov-07	26-Nov-07	26-Dec-07	165,350.00	0.00	0.00	0.00	0.00	0.00	0.00	0.00	0.00	0.00	0.00
M-6	30-Nov-07	26-Nov-07	26-Dec-07	160,861.61	0.00	0.00	0.00	0.00	0.00	0.00	0.00	0.00	0.00	0.00
B-1	30-Nov-07	26-Nov-07	26-Dec-07	132,415.26	0.00	0.00	0.00	0.00	0.00	0.00	0.00	0.00	0.00	0.00
B-2	30-Nov-07	26-Nov-07	26-Dec-07	106,163.36	0.00	0.00	0.00	0.00	0.00	0.00	0.00	0.00	0.00	0.00
B-3	30-Nov-07	26-Nov-07	26-Dec-07	92,008.25	0.00	0.00	0.00	0.00	0.00	0.00	0.00	0.00	0.00	0.00
B-4	30-Nov-07	26-Nov-07	26-Dec-07	141,551.15	0.00	0.00	0.00	0.00	0.00	0.00	0.00	0.00	0.00	0.00
C	30-Nov-07	26-Nov-07	26-Dec-07	4,329,837.50	0.00	0.00	0.00	0.00	0.00	0.00	0.00	0.00	0.00	0.00
P	30-Nov-07	26-Nov-07	26-Dec-07	0.00	0.00	0.00	0.00	79,130.71	0.00	0.00	0.00	0.00	0.00	0.00
R	30-Nov-07	26-Nov-07	26-Dec-07	0.00	0.00	0.00	0.00	0.00	0.00	0.00	0.00	0.00	0.00	0.00
Total				14,368,629.05	0.00	0.00	0.00	79,130.71	0.00	0.00	0.00	0.00	0.01	0.00

⁽¹⁾ Other Interest Proceeds are additional interest amounts specifically allocated to the bond(s) and used in determining the bonds Distributable Interest.

⁽²⁾ Interest Carry-Forward Shortfall is unpaid interest with interest thereon.



**First Franklin Mortgage Loan Trust
Mortgage Loan Asset-Backed Certificates
Series 2007-FF2**

***Distribution Date: 26-Dec-07
Bond Principal Reconciliation***

Class	Original Class Balance	Beginning Class Balance	Scheduled Principal Payment	Unscheduled Principal Payment	Extra Principal Payment	----- L o s s e s -----				Ending Class Balance	Rated Final Maturity	- Credit Support -	
						Prior Loss Reimburs.	Current Losses	Cumulative Losses	Interest on Losses			Original	Current
A-1	1,021,839,000.00	951,815,793.26	413,468.90	5,718,794.79	248,099.36	0.00	0.00	0.00	0.00	945,435,430.21	25-Mar-37	N/A	N/A
A-2A	485,081,000.00	406,910,092.01	404,344.60	3,562,864.41	160,505.50	0.00	0.00	0.00	0.00	402,782,377.50	25-Mar-37	N/A	N/A
A-2B	229,342,000.00	229,342,000.00	0.00	0.00	0.00	0.00	0.00	0.00	0.00	229,342,000.00	25-Mar-37	N/A	N/A
A-2C	296,624,000.00	296,624,000.00	0.00	0.00	0.00	0.00	0.00	0.00	0.00	296,624,000.00	25-Mar-37	N/A	N/A
A-2D	134,214,000.00	134,214,000.00	0.00	0.00	0.00	0.00	0.00	0.00	0.00	134,214,000.00	25-Mar-37	N/A	N/A
M-1	77,999,000.00	77,999,000.00	0.00	0.00	0.00	0.00	0.00	0.00	0.00	77,999,000.00	25-Mar-37	N/A	N/A
M-2	66,851,000.00	66,851,000.00	0.00	0.00	0.00	0.00	0.00	0.00	0.00	66,851,000.00	25-Mar-37	N/A	N/A
M-3	47,550,000.00	47,550,000.00	0.00	0.00	0.00	0.00	0.00	0.00	0.00	47,550,000.00	25-Mar-37	N/A	N/A
M-4	40,300,000.00	40,300,000.00	0.00	0.00	0.00	0.00	0.00	0.00	0.00	40,300,000.00	25-Mar-37	N/A	N/A
M-5	37,700,000.00	37,700,000.00	0.00	0.00	0.00	0.00	0.00	0.00	0.00	37,700,000.00	25-Mar-37	N/A	N/A
M-6	36,400,000.00	36,400,000.00	0.00	0.00	0.00	0.00	0.00	0.00	0.00	36,400,000.00	25-Mar-37	N/A	N/A
B-1	24,700,000.00	24,700,000.00	0.00	0.00	0.00	0.00	0.00	0.00	0.00	24,700,000.00	25-Mar-37	N/A	N/A
B-2	19,500,000.00	19,500,000.00	0.00	0.00	0.00	0.00	0.00	0.00	0.00	19,500,000.00	25-Mar-37	N/A	N/A
B-3	16,900,000.00	16,900,000.00	0.00	0.00	0.00	0.00	0.00	0.00	0.00	16,900,000.00	25-Mar-37	N/A	N/A
B-4	26,000,000.00	26,000,000.00	0.00	0.00	0.00	0.00	0.00	0.00	0.00	26,000,000.00	25-Mar-37	N/A	N/A
C	2,599,990,368.31	2,451,805,740.76	0.00	0.00	0.00	0.00	0.00	0.00	0.00	2,441,297,663.20	25-Mar-37	N/A	N/A
P	0.00	0.00	0.00	0.00	0.00	0.00	0.00	0.00	0.00	0.00	25-Mar-37	N/A	N/A
R	100.00	0.00	0.00	0.00	0.00	0.00	0.00	0.00	0.00	0.00	25-Mar-37	N/A	N/A
Total	2,561,000,100.00	2,412,805,885.27	817,813.50	9,281,659.20	408,604.86	0.00	0.00	0.00	0.00	2,402,297,807.71			



**First Franklin Mortgage Loan Trust
Mortgage Loan Asset-Backed Certificates
Series 2007-FF2**

***Distribution Date: 26-Dec-07
Ratings Information***

Class	CUSIP	----- Original Ratings -----				----- Ratings Change / Change Date ⁽¹⁾ -----				
		Fitch	Moody's	DBRS	S&P	Fitch	Moody's	DBRS	S&P	
A-1	32029GAA2	NR	Aaa	NR	AAA					
A-2A	32029GAB0	NR	Aaa	NR	AAA					
A-2B	32029GAC8	NR	Aaa	NR	AAA					
A-2C	32029GAD6	NR	Aaa	NR	AAA					
A-2D	32029GAE4	NR	Aaa	NR	AAA					
M-1	32029GAF1	NR	Aa1	NR	AA+					
M-2	32029GAG9	NR	Aa2	NR	AA				AA-	17-Oct-07
M-3	32029GAH7	NR	Aa3	NR	AA				A-	17-Oct-07
M-4	32029GAJ3	NR	A1	NR	A+		Ba1	10-Dec-07	BBB+	17-Oct-07
M-5	32029GAK0	NR	A2	NR	A		B1	10-Dec-07	BBB-	17-Oct-07
M-6	32029GAL8	NR	A3	NR	A-		Caa3	10-Dec-07	BB+	17-Oct-07
B-1	32029GAM6	NR	Baa1	NR	BBB+		C	10-Dec-07	BB+	17-Oct-07
B-2	32029GAN4	NR	Baa2	NR	BBB		C	10-Dec-07	BB	17-Oct-07
B-3	32029GAP9	NR	Baa3	NR	BBB-		C	10-Dec-07	BB-	17-Oct-07
B-4	32029GAQ7	NR	Ba1	NR	BB+		C	10-Dec-07	B+	17-Oct-07
C	32029GAR5	NR	NR	NR	NR					
P	32029GAS3	NR	NR	NR	NR					
R	32029GAT1	NR	NR	NR	AAA					

NR - Designates that the class was not rated by the rating agency.

⁽¹⁾ Changed ratings provided on this report are based on information provided by the applicable rating agency via electronic transmission. It shall be understood that this transmission will generally have been provided to LaSalle within 30 days of the payment date listed on this statement. Because ratings may have changed during the 30 day window, or may not be being provided by the rating agency in an electronic format and therefore not being updated on this report, LaSalle recommends that investors obtain current rating information directly from the rating agency.



**First Franklin Mortgage Loan Trust
Mortgage Loan Asset-Backed Certificates
Series 2007-FF2**

Distribution Date: 26-Dec-07

Asset-Backed Facts ~ 15 Month Historical Loan Status Summary Part I (as of Cut-Off)

Distribution Date	Current		Delinq 1 Month		Delinq 2 Months		Delinq 3+ Months		Bankruptcy		Foreclosure		REO	
	Count	Balance	Count	Balance	Count	Balance	Count	Balance	Count	Balance	Count	Balance	Count	Balance
Total (ALL Loans)														
26-Dec-07	10,127	1,928,000,683	567	118,346,196	302	64,577,541	88	17,154,310	82	22,637,955	784	224,534,063	193	66,046,916
26-Nov-07	10,436	1,995,028,850	542	110,691,392	290	69,165,519	94	21,584,231	57	14,277,094	664	195,069,964	130	45,988,691
25-Oct-07	10,723	2,056,239,308	525	115,776,401	272	65,636,989	73	15,971,727	32	6,402,346	610	190,071,778	56	17,057,316
25-Sep-07	11,076	2,136,883,255	469	104,477,624	257	62,905,084	104	28,841,031	24	4,544,049	415	139,647,780	0	0
27-Aug-07	11,388	2,213,308,622	410	91,978,534	244	67,204,761	59	17,331,187	13	2,941,346	294	99,662,308	0	0
25-Jul-07	11,683	2,287,404,139	382	93,058,385	170	47,813,861	40	11,866,588	17	3,385,255	194	68,388,493	0	0
25-Jun-07	12,024	2,376,233,318	268	65,224,109	163	56,040,782	11	3,176,564	10	1,705,985	79	25,675,584	0	0
25-May-07	12,297	2,441,263,282	224	69,416,737	44	13,977,263	0	0	6	912,411	54	16,672,122	0	0
25-Apr-07	12,571	2,523,695,606	112	33,388,295	6	1,336,078	0	0	0	0	0	0	0	0
26-Mar-07	12,736	2,573,217,687	8	1,613,103	0	0	0	0	0	0	0	0	0	0

Total (ALL Loans)														
26-Dec-07	83.40%	78.97%	4.67%	4.85%	2.49%	2.65%	0.72%	0.70%	0.68%	0.93%	6.46%	9.20%	1.59%	2.71%
26-Nov-07	85.45%	81.37%	4.44%	4.51%	2.37%	2.82%	0.77%	0.88%	0.47%	0.58%	5.44%	7.96%	1.06%	1.88%
25-Oct-07	87.24%	83.34%	4.27%	4.69%	2.21%	2.66%	0.59%	0.65%	0.26%	0.26%	4.96%	7.70%	0.46%	0.69%
25-Sep-07	89.72%	86.26%	3.80%	4.22%	2.08%	2.54%	0.84%	1.16%	0.19%	0.18%	3.36%	5.64%	0.00%	0.00%
27-Aug-07	91.78%	88.80%	3.30%	3.69%	1.97%	2.70%	0.48%	0.70%	0.10%	0.12%	2.37%	4.00%	0.00%	0.00%
25-Jul-07	93.57%	91.06%	3.06%	3.70%	1.36%	1.90%	0.32%	0.47%	0.14%	0.13%	1.55%	2.72%	0.00%	0.00%
25-Jun-07	95.77%	93.99%	2.13%	2.58%	1.30%	2.22%	0.09%	0.13%	0.08%	0.07%	0.63%	1.02%	0.00%	0.00%
25-May-07	97.40%	96.03%	1.77%	2.73%	0.35%	0.55%	0.00%	0.00%	0.05%	0.04%	0.43%	0.66%	0.00%	0.00%
25-Apr-07	99.07%	98.64%	0.88%	1.31%	0.05%	0.05%	0.00%	0.00%	0.00%	0.00%	0.00%	0.00%	0.00%	0.00%
26-Mar-07	99.94%	99.94%	0.06%	0.06%	0.00%	0.00%	0.00%	0.00%	0.00%	0.00%	0.00%	0.00%	0.00%	0.00%

Loan status figures for periods prior to October 2007 do not reflect active REO loans for the respective period.



**First Franklin Mortgage Loan Trust
Mortgage Loan Asset-Backed Certificates
Series 2007-FF2**

Distribution Date: 26-Dec-07

Asset-Backed Facts ~ 15 Month Historical Loan Status Summary Part I (as of Cut-Off)

Distribution Date	Current		Delinq 1 Month		Delinq 2 Months		Delinq 3+ Months		Bankruptcy		Foreclosure		REO	
	Count	Balance	Count	Balance	Count	Balance	Count	Balance	Count	Balance	Count	Balance	Count	Balance
Group 1 ARMS - Total														
26-Dec-07	5,173	957,123,082	274	54,831,095	141	27,499,513	43	7,984,500	38	8,013,968	336	79,097,960	68	15,136,147
26-Nov-07	5,331	989,391,563	258	49,745,647	138	28,356,695	40	8,969,974	30	5,802,054	270	63,895,764	43	9,786,532
25-Oct-07	5,488	1,020,935,229	233	45,493,395	116	23,088,723	39	9,014,200	20	3,401,894	244	59,191,032	17	3,543,924
25-Sep-07	5,646	1,052,754,910	215	41,595,460	107	23,587,818	41	8,754,241	14	2,743,872	165	41,435,024	0	0
27-Aug-07	5,790	1,081,518,799	182	37,003,252	106	23,527,584	27	5,865,403	4	737,684	112	28,598,665	0	0
25-Jul-07	5,934	1,112,781,638	163	33,251,406	79	18,884,540	17	4,417,851	7	1,266,247	69	16,529,153	0	0
25-Jun-07	6,087	1,145,599,656	119	26,582,012	66	15,437,664	4	915,048	4	520,609	23	5,494,953	0	0
25-May-07	6,211	1,174,079,289	98	21,055,986	18	3,850,182	0	0	3	478,364	13	3,306,043	0	0
25-Apr-07	6,344	1,202,675,851	37	8,432,520	3	543,257	0	0	0	0	0	0	0	0
26-Mar-07	6,407	1,217,394,669	4	662,857	0	0	0	0	0	0	0	0	0	0

Group 1 ARMS - Total														
26-Dec-07	85.18%	83.25%	4.51%	4.77%	2.32%	2.39%	0.71%	0.69%	0.63%	0.70%	5.53%	6.88%	1.12%	1.32%
26-Nov-07	87.25%	85.59%	4.22%	4.30%	2.26%	2.45%	0.65%	0.78%	0.49%	0.50%	4.42%	5.53%	0.70%	0.85%
25-Oct-07	89.13%	87.66%	3.78%	3.91%	1.88%	1.98%	0.63%	0.77%	0.32%	0.29%	3.96%	5.08%	0.28%	0.30%
25-Sep-07	91.24%	89.91%	3.47%	3.55%	1.73%	2.01%	0.66%	0.75%	0.23%	0.23%	2.67%	3.54%	0.00%	0.00%
27-Aug-07	93.07%	91.87%	2.93%	3.14%	1.70%	2.00%	0.43%	0.50%	0.06%	0.06%	1.80%	2.43%	0.00%	0.00%
25-Jul-07	94.66%	93.74%	2.60%	2.80%	1.26%	1.59%	0.27%	0.37%	0.11%	0.11%	1.10%	1.39%	0.00%	0.00%
25-Jun-07	96.57%	95.90%	1.89%	2.23%	1.05%	1.29%	0.06%	0.08%	0.06%	0.04%	0.36%	0.46%	0.00%	0.00%
25-May-07	97.92%	97.61%	1.55%	1.75%	0.28%	0.32%	0.00%	0.00%	0.05%	0.04%	0.20%	0.27%	0.00%	0.00%
25-Apr-07	99.37%	99.26%	0.58%	0.70%	0.05%	0.04%	0.00%	0.00%	0.00%	0.00%	0.00%	0.00%	0.00%	0.00%
26-Mar-07	99.94%	99.95%	0.06%	0.05%	0.00%	0.00%	0.00%	0.00%	0.00%	0.00%	0.00%	0.00%	0.00%	0.00%

Loan status figures for periods prior to October 2007 do not reflect active REO loans for the respective period.



**First Franklin Mortgage Loan Trust
Mortgage Loan Asset-Backed Certificates
Series 2007-FF2**

**Distribution Date: 26-Dec-07
Asset-Backed Facts ~ 15 Month Historical Loan Status Summary Part I (as of Cut-Off)**

Distribution Date	Current		Delinq 1 Month		Delinq 2 Months		Delinq 3+ Months		Bankruptcy		Foreclosure		REO	
	Count	Balance	Count	Balance	Count	Balance	Count	Balance	Count	Balance	Count	Balance	Count	Balance
Group 1 ARMS														
26-Dec-07	3,816	749,466,421	208	44,420,345	111	21,964,273	32	5,927,697	24	5,328,871	279	71,182,050	64	14,649,971
26-Nov-07	3,938	775,557,233	201	40,601,750	109	23,562,683	29	7,024,245	20	3,947,542	228	57,961,415	41	9,528,636
25-Oct-07	4,076	803,141,748	178	37,283,942	88	19,052,716	30	7,359,919	12	2,329,518	210	53,751,151	15	3,285,965
25-Sep-07	4,199	829,600,097	162	34,185,897	79	19,177,865	34	7,528,583	10	2,062,088	148	38,761,891	0	0
27-Aug-07	4,315	854,611,221	136	30,047,384	89	20,798,386	21	4,952,304	1	191,767	99	26,321,547	0	0
25-Jul-07	4,428	881,558,417	126	27,326,173	71	17,585,698	12	3,322,898	4	720,171	57	14,566,383	0	0
25-Jun-07	4,549	908,197,569	100	23,866,247	53	13,557,338	3	622,448	2	302,127	17	4,450,999	0	0
25-May-07	4,655	934,133,286	77	17,663,616	14	3,243,513	0	0	1	226,547	9	2,541,797	0	0
25-Apr-07	4,758	957,219,512	30	7,276,629	1	149,856	0	0	0	0	0	0	0	0
26-Mar-07	4,809	969,550,469	3	499,227	0	0	0	0	0	0	0	0	0	0

Group 1 ARMS														
26-Dec-07	84.16%	82.09%	4.59%	4.87%	2.45%	2.41%	0.71%	0.65%	0.53%	0.58%	6.15%	7.80%	1.41%	1.60%
26-Nov-07	86.25%	84.47%	4.40%	4.42%	2.39%	2.57%	0.64%	0.77%	0.44%	0.43%	4.99%	6.31%	0.90%	1.04%
25-Oct-07	88.44%	86.71%	3.86%	4.03%	1.91%	2.06%	0.65%	0.79%	0.26%	0.25%	4.56%	5.80%	0.33%	0.35%
25-Sep-07	90.65%	89.08%	3.50%	3.67%	1.71%	2.06%	0.73%	0.81%	0.22%	0.22%	3.20%	4.16%	0.00%	0.00%
27-Aug-07	92.58%	91.21%	2.92%	3.21%	1.91%	2.22%	0.45%	0.53%	0.02%	0.02%	2.12%	2.81%	0.00%	0.00%
25-Jul-07	94.25%	93.28%	2.68%	2.89%	1.51%	1.86%	0.26%	0.35%	0.09%	0.08%	1.21%	1.54%	0.00%	0.00%
25-Jun-07	96.30%	95.50%	2.12%	2.51%	1.12%	1.43%	0.06%	0.07%	0.04%	0.03%	0.36%	0.47%	0.00%	0.00%
25-May-07	97.88%	97.53%	1.62%	1.84%	0.29%	0.34%	0.00%	0.00%	0.02%	0.02%	0.19%	0.27%	0.00%	0.00%
25-Apr-07	99.35%	99.23%	0.63%	0.75%	0.02%	0.02%	0.00%	0.00%	0.00%	0.00%	0.00%	0.00%	0.00%	0.00%
26-Mar-07	99.94%	99.95%	0.06%	0.05%	0.00%	0.00%	0.00%	0.00%	0.00%	0.00%	0.00%	0.00%	0.00%	0.00%

Loan status figures for periods prior to October 2007 do not reflect active REO loans for the respective period.



**First Franklin Mortgage Loan Trust
Mortgage Loan Asset-Backed Certificates
Series 2007-FF2**

Distribution Date: 26-Dec-07

Asset-Backed Facts ~ 15 Month Historical Loan Status Summary Part I (as of Cut-Off)

Distribution Date	Current		Delinq 1 Month		Delinq 2 Months		Delinq 3+ Months		Bankruptcy		Foreclosure		REO	
	Count	Balance	Count	Balance	Count	Balance	Count	Balance	Count	Balance	Count	Balance	Count	Balance
Group 1 Fixed														
26-Dec-07	1,357	207,656,661	66	10,410,750	30	5,535,240	11	2,056,803	14	2,685,097	57	7,915,910	4	486,176
26-Nov-07	1,393	213,834,330	57	9,143,896	29	4,794,012	11	1,945,729	10	1,854,512	42	5,934,349	2	257,896
25-Oct-07	1,412	217,793,481	55	8,209,453	28	4,036,008	9	1,654,282	8	1,072,376	34	5,439,881	2	257,959
25-Sep-07	1,447	223,154,814	53	7,409,563	28	4,409,954	7	1,225,658	4	681,784	17	2,673,133	0	0
27-Aug-07	1,475	226,907,578	46	6,955,868	17	2,729,198	6	913,099	3	545,917	13	2,277,118	0	0
25-Jul-07	1,506	231,223,221	37	5,925,233	8	1,298,841	5	1,094,953	3	546,076	12	1,962,770	0	0
25-Jun-07	1,538	237,402,086	19	2,715,765	13	1,880,325	1	292,600	2	218,482	6	1,043,954	0	0
25-May-07	1,556	239,946,003	21	3,392,371	4	606,670	0	0	2	251,817	4	764,246	0	0
25-Apr-07	1,586	245,456,338	7	1,155,892	2	393,401	0	0	0	0	0	0	0	0
26-Mar-07	1,598	247,844,200	1	163,630	0	0	0	0	0	0	0	0	0	0

Group 1 Fixed														
26-Dec-07	88.17%	87.71%	4.29%	4.40%	1.95%	2.34%	0.71%	0.87%	0.91%	1.13%	3.70%	3.34%	0.26%	0.21%
26-Nov-07	90.22%	89.94%	3.69%	3.85%	1.88%	2.02%	0.71%	0.82%	0.65%	0.78%	2.72%	2.50%	0.13%	0.11%
25-Oct-07	91.21%	91.33%	3.55%	3.44%	1.81%	1.69%	0.58%	0.69%	0.52%	0.45%	2.20%	2.28%	0.13%	0.11%
25-Sep-07	92.99%	93.15%	3.41%	3.09%	1.80%	1.84%	0.45%	0.51%	0.26%	0.28%	1.09%	1.12%	0.00%	0.00%
27-Aug-07	94.55%	94.42%	2.95%	2.89%	1.09%	1.14%	0.38%	0.38%	0.19%	0.23%	0.83%	0.95%	0.00%	0.00%
25-Jul-07	95.86%	95.53%	2.36%	2.45%	0.51%	0.54%	0.32%	0.45%	0.19%	0.23%	0.76%	0.81%	0.00%	0.00%
25-Jun-07	97.40%	97.47%	1.20%	1.12%	0.82%	0.77%	0.06%	0.12%	0.13%	0.09%	0.38%	0.43%	0.00%	0.00%
25-May-07	98.05%	97.95%	1.32%	1.38%	0.25%	0.25%	0.00%	0.00%	0.13%	0.10%	0.25%	0.31%	0.00%	0.00%
25-Apr-07	99.44%	99.37%	0.44%	0.47%	0.13%	0.16%	0.00%	0.00%	0.00%	0.00%	0.00%	0.00%	0.00%	0.00%
26-Mar-07	99.94%	99.93%	0.06%	0.07%	0.00%	0.00%	0.00%	0.00%	0.00%	0.00%	0.00%	0.00%	0.00%	0.00%

Loan status figures for periods prior to October 2007 do not reflect active REO loans for the respective period.



**First Franklin Mortgage Loan Trust
Mortgage Loan Asset-Backed Certificates
Series 2007-FF2**

Distribution Date: 26-Dec-07

Asset-Backed Facts ~ 15 Month Historical Loan Status Summary Part I (as of Cut-Off)

Distribution Date	Current		Delinq 1 Month		Delinq 2 Months		Delinq 3+ Months		Bankruptcy		Foreclosure		REO	
	Count	Balance	Count	Balance	Count	Balance	Count	Balance	Count	Balance	Count	Balance	Count	Balance
Group 2 ARMS - Total														
26-Dec-07	4,954	970,877,602	293	63,515,101	161	37,078,027	45	9,169,810	44	14,623,987	448	145,436,103	125	50,910,768
26-Nov-07	5,105	1,005,637,286	284	60,945,745	152	40,808,824	54	12,614,257	27	8,475,040	394	131,174,200	87	36,202,160
25-Oct-07	5,235	1,035,304,079	292	70,283,007	156	42,548,265	34	6,957,527	12	3,000,452	366	130,880,746	39	13,513,392
25-Sep-07	5,430	1,084,128,345	254	62,882,165	150	39,317,266	63	20,086,789	10	1,800,177	250	98,212,756	0	0
27-Aug-07	5,598	1,131,789,823	228	54,975,282	138	43,677,177	32	11,465,784	9	2,203,662	182	71,063,643	0	0
25-Jul-07	5,749	1,174,622,501	219	59,806,979	91	28,929,321	23	7,448,736	10	2,119,008	125	51,859,340	0	0
25-Jun-07	5,937	1,230,633,662	149	38,642,097	97	40,603,118	7	2,261,517	6	1,185,376	56	20,180,631	0	0
25-May-07	6,086	1,267,183,994	126	48,360,750	26	10,127,080	0	0	3	434,046	41	13,366,078	0	0
25-Apr-07	6,227	1,321,019,756	75	24,955,775	3	792,821	0	0	0	0	0	0	0	0
26-Mar-07	6,329	1,355,823,017	4	950,247	0	0	0	0	0	0	0	0	0	0

Group 2 ARMS - Total														
26-Dec-07	81.61%	75.17%	4.83%	4.92%	2.65%	2.87%	0.74%	0.71%	0.72%	1.13%	7.38%	11.26%	2.06%	3.94%
26-Nov-07	83.65%	77.60%	4.65%	4.70%	2.49%	3.15%	0.88%	0.97%	0.44%	0.65%	6.46%	10.12%	1.43%	2.79%
25-Oct-07	85.34%	79.49%	4.76%	5.40%	2.54%	3.27%	0.55%	0.53%	0.20%	0.23%	5.97%	10.05%	0.64%	1.04%
25-Sep-07	88.19%	82.98%	4.13%	4.81%	2.44%	3.01%	1.02%	1.54%	0.16%	0.14%	4.06%	7.52%	0.00%	0.00%
27-Aug-07	90.48%	86.06%	3.69%	4.18%	2.23%	3.32%	0.52%	0.87%	0.15%	0.17%	2.94%	5.40%	0.00%	0.00%
25-Jul-07	92.47%	88.67%	3.52%	4.51%	1.46%	2.18%	0.37%	0.56%	0.16%	0.16%	2.01%	3.91%	0.00%	0.00%
25-Jun-07	94.96%	92.29%	2.38%	2.90%	1.55%	3.04%	0.11%	0.17%	0.10%	0.09%	0.90%	1.51%	0.00%	0.00%
25-May-07	96.88%	94.60%	2.01%	3.61%	0.41%	0.76%	0.00%	0.00%	0.05%	0.03%	0.65%	1.00%	0.00%	0.00%
25-Apr-07	98.76%	98.09%	1.19%	1.85%	0.05%	0.06%	0.00%	0.00%	0.00%	0.00%	0.00%	0.00%	0.00%	0.00%
26-Mar-07	99.94%	99.93%	0.06%	0.07%	0.00%	0.00%	0.00%	0.00%	0.00%	0.00%	0.00%	0.00%	0.00%	0.00%

Loan status figures for periods prior to October 2007 do not reflect active REO loans for the respective period.



**First Franklin Mortgage Loan Trust
Mortgage Loan Asset-Backed Certificates
Series 2007-FF2**

**Distribution Date: 26-Dec-07
Asset-Backed Facts ~ 15 Month Historical Loan Status Summary Part I (as of Cut-Off)**

Distribution Date	Current		Delinq 1 Month		Delinq 2 Months		Delinq 3+ Months		Bankruptcy		Foreclosure		REO	
	Count	Balance	Count	Balance	Count	Balance	Count	Balance	Count	Balance	Count	Balance	Count	Balance
Group 2 ARMS														
26-Dec-07	3,164	742,872,144	196	52,091,911	110	31,324,716	27	6,539,825	33	13,104,333	352	132,803,578	103	46,737,701
26-Nov-07	3,281	773,060,849	177	48,743,508	102	34,937,605	38	9,922,681	21	7,777,055	318	120,926,657	72	33,394,115
25-Oct-07	3,360	796,275,802	195	58,494,205	116	37,848,453	23	5,952,878	10	2,877,473	296	120,648,534	30	11,933,749
25-Sep-07	3,498	838,630,833	172	52,722,292	105	34,660,075	52	18,530,259	7	1,543,454	211	90,977,620	0	0
27-Aug-07	3,620	881,134,248	148	45,987,734	108	39,475,229	27	10,619,693	7	1,929,623	155	65,857,963	0	0
25-Jul-07	3,721	917,344,877	160	52,695,751	76	26,659,072	18	6,466,411	8	1,919,969	105	48,451,983	0	0
25-Jun-07	3,871	969,274,903	101	31,886,970	84	38,789,276	5	1,641,717	4	995,662	46	18,100,782	0	0
25-May-07	3,969	998,402,047	109	46,411,705	21	8,963,813	0	0	2	319,057	33	11,754,672	0	0
25-Apr-07	4,088	1,049,603,985	62	22,577,777	1	246,400	0	0	0	0	0	0	0	0
26-Mar-07	4,172	1,081,462,591	2	403,806	0	0	0	0	0	0	0	0	0	0

Group 2 ARMS														
26-Dec-07	79.40%	72.44%	4.92%	5.08%	2.76%	3.05%	0.68%	0.64%	0.83%	1.28%	8.83%	12.95%	2.58%	4.56%
26-Nov-07	81.84%	75.14%	4.42%	4.74%	2.54%	3.40%	0.95%	0.96%	0.52%	0.76%	7.93%	11.75%	1.80%	3.25%
25-Oct-07	83.37%	77.01%	4.84%	5.66%	2.88%	3.66%	0.57%	0.58%	0.25%	0.28%	7.34%	11.67%	0.74%	1.15%
25-Sep-07	86.48%	80.87%	4.25%	5.08%	2.60%	3.34%	1.29%	1.79%	0.17%	0.15%	5.22%	8.77%	0.00%	0.00%
27-Aug-07	89.05%	84.32%	3.64%	4.40%	2.66%	3.78%	0.66%	1.02%	0.17%	0.18%	3.81%	6.30%	0.00%	0.00%
25-Jul-07	91.02%	87.07%	3.91%	5.00%	1.86%	2.53%	0.44%	0.61%	0.20%	0.18%	2.57%	4.60%	0.00%	0.00%
25-Jun-07	94.16%	91.38%	2.46%	3.01%	2.04%	3.66%	0.12%	0.15%	0.10%	0.09%	1.12%	1.71%	0.00%	0.00%
25-May-07	96.01%	93.67%	2.64%	4.35%	0.51%	0.84%	0.00%	0.00%	0.05%	0.03%	0.80%	1.10%	0.00%	0.00%
25-Apr-07	98.48%	97.87%	1.49%	2.11%	0.02%	0.02%	0.00%	0.00%	0.00%	0.00%	0.00%	0.00%	0.00%	0.00%
26-Mar-07	99.95%	99.96%	0.05%	0.04%	0.00%	0.00%	0.00%	0.00%	0.00%	0.00%	0.00%	0.00%	0.00%	0.00%

Loan status figures for periods prior to October 2007 do not reflect active REO loans for the respective period.



**First Franklin Mortgage Loan Trust
Mortgage Loan Asset-Backed Certificates
Series 2007-FF2**

**Distribution Date: 26-Dec-07
Asset-Backed Facts ~ 15 Month Historical Loan Status Summary Part I (as of Cut-Off)**

Distribution Date	Current		Delinq 1 Month		Delinq 2 Months		Delinq 3+ Months		Bankruptcy		Foreclosure		REO	
	Count	Balance	Count	Balance	Count	Balance	Count	Balance	Count	Balance	Count	Balance	Count	Balance
Group 2 Fixed														
26-Dec-07	1,790	228,005,458	97	11,423,190	51	5,753,311	18	2,629,985	11	1,519,654	96	12,632,525	22	4,173,067
26-Nov-07	1,824	232,576,438	107	12,202,237	50	5,871,219	16	2,691,576	6	697,984	76	10,247,543	15	2,808,045
25-Oct-07	1,875	239,028,276	97	11,788,801	40	4,699,812	11	1,004,649	2	122,979	70	10,232,212	9	1,579,642
25-Sep-07	1,932	245,497,512	82	10,159,873	45	4,657,191	11	1,556,530	3	256,722	39	7,235,136	0	0
27-Aug-07	1,978	250,655,575	80	8,987,548	30	4,201,949	5	846,090	2	274,039	27	5,205,680	0	0
25-Jul-07	2,028	257,277,623	59	7,111,228	15	2,270,250	5	982,326	2	199,039	20	3,407,358	0	0
25-Jun-07	2,066	261,358,759	48	6,755,127	13	1,813,843	2	619,800	2	189,714	10	2,079,849	0	0
25-May-07	2,117	268,781,947	17	1,949,046	5	1,163,267	0	0	1	114,989	8	1,611,406	0	0
25-Apr-07	2,139	271,415,771	13	2,377,998	2	546,421	0	0	0	0	0	0	0	0
26-Mar-07	2,157	274,360,427	2	546,441	0	0	0	0	0	0	0	0	0	0

Group 2 Fixed														
26-Dec-07	85.85%	85.67%	4.65%	4.29%	2.45%	2.16%	0.86%	0.99%	0.53%	0.57%	4.60%	4.75%	1.06%	1.57%
26-Nov-07	87.11%	87.08%	5.11%	4.57%	2.39%	2.20%	0.76%	1.01%	0.29%	0.26%	3.63%	3.84%	0.72%	1.05%
25-Oct-07	89.12%	89.04%	4.61%	4.39%	1.90%	1.75%	0.52%	0.37%	0.10%	0.05%	3.33%	3.81%	0.43%	0.59%
25-Sep-07	91.48%	91.14%	3.88%	3.77%	2.13%	1.73%	0.52%	0.58%	0.14%	0.10%	1.85%	2.69%	0.00%	0.00%
27-Aug-07	93.21%	92.78%	3.77%	3.33%	1.41%	1.56%	0.24%	0.31%	0.09%	0.10%	1.27%	1.93%	0.00%	0.00%
25-Jul-07	95.26%	94.85%	2.77%	2.62%	0.70%	0.84%	0.23%	0.36%	0.09%	0.07%	0.94%	1.26%	0.00%	0.00%
25-Jun-07	96.50%	95.80%	2.24%	2.48%	0.61%	0.66%	0.09%	0.23%	0.09%	0.07%	0.47%	0.76%	0.00%	0.00%
25-May-07	98.56%	98.23%	0.79%	0.71%	0.23%	0.43%	0.00%	0.00%	0.05%	0.04%	0.37%	0.59%	0.00%	0.00%
25-Apr-07	99.30%	98.93%	0.60%	0.87%	0.09%	0.20%	0.00%	0.00%	0.00%	0.00%	0.00%	0.00%	0.00%	0.00%
26-Mar-07	99.91%	99.80%	0.09%	0.20%	0.00%	0.00%	0.00%	0.00%	0.00%	0.00%	0.00%	0.00%	0.00%	0.00%

Loan status figures for periods prior to October 2007 do not reflect active REO loans for the respective period.



**First Franklin Mortgage Loan Trust
Mortgage Loan Asset-Backed Certificates
Series 2007-FF2**

**Distribution Date: 26-Dec-07
Asset-Backed Facts ~ 15 Month Historical Loan Status Summary Part II (as of Cut-Off)**

Distribution Date	----- In Foreclosure and Delinquent -----								----- In REO and Delinquent -----								----- In Bankruptcy and Delinquent -----							
	Current #	Current Balance	31-60 Days #	31-60 Days Balance	61-90 Days #	61-90 Days Balance	90 + Days #	90 + Days Balance	Current #	Current Balance	31-60 Days #	31-60 Days Balance	61-90 Days #	61-90 Days Balance	90 + Days #	90 + Days Balance	Current #	Current Balance	31-60 Days #	31-60 Days Balance	61-90 Days #	61-90 Days Balance	90 + Days #	90 + Days Balance
Total (ALL Loans)																								
26-Dec-07	2	256,717	2	384,960	2	414,389	778	223,477,997	0	0	0	0	0	0	193	66,046,916	8	1,045,150	4	602,856	3	804,563	67	20,185,386
26-Nov-07	2	302,766	1	459,497	4	554,399	657	193,753,303	0	0	0	0	0	0	130	45,988,691	9	881,024	1	196,736	5	1,028,008	42	12,171,326
25-Oct-07	1	294,650	1	284,240	5	844,418	603	188,648,469	0	0	0	0	0	0	56	17,057,316	6	717,071	3	392,180	3	610,443	20	4,682,652
25-Sep-07	1	85,919	0	0	1	139,916	413	139,421,946	0	0	0	0	0	0	0	0	6	768,701	5	783,176	1	146,655	12	2,845,517
27-Aug-07	0	0	0	0	0	0	294	99,662,308	0	0	0	0	0	0	0	0	3	327,446	1	139,235	1	110,557	8	2,364,108
25-Jul-07	0	0	2	156,910	0	0	192	68,231,583	0	0	0	0	0	0	0	0	6	826,352	3	300,118	2	439,370	6	1,819,414
25-Jun-07	0	0	0	0	0	0	79	25,675,584	0	0	0	0	0	0	0	0	7	915,444	0	0	2	715,813	1	74,728
25-May-07	1	190,902	0	0	48	15,295,140	5	1,186,079	0	0	0	0	0	0	0	0	3	366,806	1	155,851	2	389,754	0	0
25-Apr-07	0	0	0	0	0	0	0	0	0	0	0	0	0	0	0	0	0	0	0	0	0	0	0	0
26-Mar-07	0	0	0	0	0	0	0	0	0	0	0	0	0	0	0	0	0	0	0	0	0	0	0	0

Total (ALL Loans)																								
26-Dec-07	0.00%	0.01%	0.02%	0.02%	0.02%	0.02%	6.41%	9.15%	0.00%	0.00%	0.00%	0.00%	0.00%	0.00%	1.59%	2.71%	0.07%	0.04%	0.03%	0.02%	0.02%	0.03%	0.55%	0.83%
26-Nov-07	0.00%	0.01%	0.01%	0.02%	0.03%	0.02%	5.38%	7.90%	0.00%	0.00%	0.00%	0.00%	0.00%	0.00%	1.06%	1.88%	0.07%	0.04%	0.01%	0.01%	0.04%	0.04%	0.34%	0.50%
25-Oct-07	0.00%	0.01%	0.01%	0.01%	0.04%	0.03%	4.91%	7.65%	0.00%	0.00%	0.00%	0.00%	0.00%	0.00%	0.46%	0.69%	0.05%	0.03%	0.02%	0.02%	0.02%	0.02%	0.16%	0.19%
25-Sep-07	0.00%	0.00%	0.00%	0.00%	0.01%	0.01%	3.35%	5.63%	0.00%	0.00%	0.00%	0.00%	0.00%	0.00%	0.00%	0.00%	0.05%	0.03%	0.04%	0.03%	0.01%	0.01%	0.10%	0.11%
27-Aug-07	0.00%	0.00%	0.00%	0.00%	0.00%	0.00%	2.37%	4.00%	0.00%	0.00%	0.00%	0.00%	0.00%	0.00%	0.00%	0.00%	0.02%	0.01%	0.01%	0.01%	0.01%	0.00%	0.06%	0.09%
25-Jul-07	0.00%	0.00%	0.02%	0.01%	0.00%	0.00%	1.54%	2.72%	0.00%	0.00%	0.00%	0.00%	0.00%	0.00%	0.00%	0.00%	0.05%	0.03%	0.02%	0.01%	0.02%	0.02%	0.05%	0.07%
25-Jun-07	0.00%	0.00%	0.00%	0.00%	0.00%	0.00%	0.63%	1.02%	0.00%	0.00%	0.00%	0.00%	0.00%	0.00%	0.00%	0.00%	0.06%	0.04%	0.00%	0.00%	0.02%	0.03%	0.01%	0.00%
25-May-07	0.00%	0.01%	0.00%	0.00%	0.38%	0.60%	0.04%	0.05%	0.00%	0.00%	0.00%	0.00%	0.00%	0.00%	0.00%	0.00%	0.02%	0.01%	0.01%	0.01%	0.02%	0.02%	0.00%	0.00%
25-Apr-07	0.00%	0.00%	0.00%	0.00%	0.00%	0.00%	0.00%	0.00%	0.00%	0.00%	0.00%	0.00%	0.00%	0.00%	0.00%	0.00%	0.00%	0.00%	0.00%	0.00%	0.00%	0.00%	0.00%	0.00%
26-Mar-07	0.00%	0.00%	0.00%	0.00%	0.00%	0.00%	0.00%	0.00%	0.00%	0.00%	0.00%	0.00%	0.00%	0.00%	0.00%	0.00%	0.00%	0.00%	0.00%	0.00%	0.00%	0.00%	0.00%	0.00%

Loan status figures for periods prior to October 2007 do not reflect active REO loans for the respective period.



**First Franklin Mortgage Loan Trust
Mortgage Loan Asset-Backed Certificates
Series 2007-FF2**

**Distribution Date: 26-Dec-07
Asset-Backed Facts ~ 15 Month Historical Loan Status Summary Part II (as of Cut-Off)**

Distribution Date	----- In Foreclosure and Delinquent -----								----- In REO and Delinquent -----								----- In Bankruptcy and Delinquent -----							
	Current #	Current Balance	31-60 Days #	31-60 Days Balance	61-90 Days #	61-90 Days Balance	90 + Days #	90 + Days Balance	Current #	Current Balance	31-60 Days #	31-60 Days Balance	61-90 Days #	61-90 Days Balance	90 + Days #	90 + Days Balance	Current #	Current Balance	31-60 Days #	31-60 Days Balance	61-90 Days #	61-90 Days Balance	90 + Days #	90 + Days Balance
Group 1 ARMS - Total																								
26-Dec-07	0	0	1	165,646	1	364,800	334	78,567,514	0	0	0	0	0	0	68	15,136,147	3	412,149	2	503,936	3	804,563	30	6,293,320
26-Nov-07	0	0	0	0	1	72,617	269	63,823,148	0	0	0	0	0	0	43	9,786,532	4	529,322	1	196,736	2	251,260	23	4,824,736
25-Oct-07	1	294,650	0	0	2	509,314	241	58,387,068	0	0	0	0	0	0	17	3,543,924	4	529,613	1	131,861	2	541,736	13	2,198,684
25-Sep-07	0	0	0	0	0	0	165	41,435,024	0	0	0	0	0	0	0	0	3	404,922	2	541,736	1	146,655	8	1,650,560
27-Aug-07	0	0	0	0	0	0	112	28,598,665	0	0	0	0	0	0	0	0	0	0	0	0	1	110,557	3	627,127
25-Jul-07	0	0	0	0	0	0	69	16,529,153	0	0	0	0	0	0	0	0	1	227,567	2	185,135	1	299,454	3	554,091
25-Jun-07	0	0	0	0	0	0	23	5,494,953	0	0	0	0	0	0	0	0	4	520,609	0	0	0	0	0	0
25-May-07	0	0	0	0	11	2,912,765	2	393,278	0	0	0	0	0	0	0	0	2	251,817	0	0	1	226,547	0	0
25-Apr-07	0	0	0	0	0	0	0	0	0	0	0	0	0	0	0	0	0	0	0	0	0	0	0	0
26-Mar-07	0	0	0	0	0	0	0	0	0	0	0	0	0	0	0	0	0	0	0	0	0	0	0	0

Group 1 ARMS - Total																								
26-Dec-07	0.00%	0.00%	0.02%	0.01%	0.02%	0.03%	5.50%	6.83%	0.00%	0.00%	0.00%	0.00%	0.00%	0.00%	1.12%	1.32%	0.05%	0.04%	0.03%	0.04%	0.05%	0.07%	0.49%	0.55%
26-Nov-07	0.00%	0.00%	0.00%	0.00%	0.02%	0.01%	4.40%	5.52%	0.00%	0.00%	0.00%	0.00%	0.00%	0.00%	0.70%	0.85%	0.07%	0.05%	0.02%	0.02%	0.03%	0.02%	0.38%	0.42%
25-Oct-07	0.00%	0.03%	0.00%	0.00%	0.03%	0.04%	3.91%	5.01%	0.00%	0.00%	0.00%	0.00%	0.00%	0.00%	0.28%	0.30%	0.06%	0.05%	0.02%	0.01%	0.03%	0.05%	0.21%	0.19%
25-Sep-07	0.00%	0.00%	0.00%	0.00%	0.00%	0.00%	2.67%	3.54%	0.00%	0.00%	0.00%	0.00%	0.00%	0.00%	0.00%	0.00%	0.05%	0.03%	0.03%	0.05%	0.02%	0.01%	0.13%	0.14%
27-Aug-07	0.00%	0.00%	0.00%	0.00%	0.00%	0.00%	1.80%	2.43%	0.00%	0.00%	0.00%	0.00%	0.00%	0.00%	0.00%	0.00%	0.00%	0.00%	0.00%	0.00%	0.02%	0.01%	0.05%	0.05%
25-Jul-07	0.00%	0.00%	0.00%	0.00%	0.00%	0.00%	1.10%	1.39%	0.00%	0.00%	0.00%	0.00%	0.00%	0.00%	0.00%	0.00%	0.02%	0.02%	0.03%	0.02%	0.02%	0.03%	0.05%	0.05%
25-Jun-07	0.00%	0.00%	0.00%	0.00%	0.00%	0.00%	0.36%	0.46%	0.00%	0.00%	0.00%	0.00%	0.00%	0.00%	0.00%	0.00%	0.06%	0.04%	0.00%	0.00%	0.00%	0.00%	0.00%	0.00%
25-May-07	0.00%	0.00%	0.00%	0.00%	0.17%	0.24%	0.03%	0.03%	0.00%	0.00%	0.00%	0.00%	0.00%	0.00%	0.00%	0.00%	0.03%	0.02%	0.00%	0.00%	0.02%	0.02%	0.00%	0.00%
25-Apr-07	0.00%	0.00%	0.00%	0.00%	0.00%	0.00%	0.00%	0.00%	0.00%	0.00%	0.00%	0.00%	0.00%	0.00%	0.00%	0.00%	0.00%	0.00%	0.00%	0.00%	0.00%	0.00%	0.00%	0.00%
26-Mar-07	0.00%	0.00%	0.00%	0.00%	0.00%	0.00%	0.00%	0.00%	0.00%	0.00%	0.00%	0.00%	0.00%	0.00%	0.00%	0.00%	0.00%	0.00%	0.00%	0.00%	0.00%	0.00%	0.00%	0.00%

Loan status figures for periods prior to October 2007 do not reflect active REO loans for the respective period.



**First Franklin Mortgage Loan Trust
Mortgage Loan Asset-Backed Certificates
Series 2007-FF2**

**Distribution Date: 26-Dec-07
Asset-Backed Facts ~ 15 Month Historical Loan Status Summary Part II (as of Cut-Off)**

Distribution Date	----- In Foreclosure and Delinquent -----								----- In REO and Delinquent -----								----- In Bankruptcy and Delinquent -----							
	Current #	Current Balance	31-60 Days #	31-60 Days Balance	61-90 Days #	61-90 Days Balance	90 + Days #	90 + Days Balance	Current #	Current Balance	31-60 Days #	31-60 Days Balance	61-90 Days #	61-90 Days Balance	90 + Days #	90 + Days Balance	Current #	Current Balance	31-60 Days #	31-60 Days Balance	61-90 Days #	61-90 Days Balance	90 + Days #	90 + Days Balance
Group 1 ARMS																								
26-Dec-07	0	0	0	0	1	364,800	278	70,817,250	0	0	0	0	0	0	64	14,649,971	3	412,149	2	503,936	2	665,067	17	3,747,718
26-Nov-07	0	0	0	0	1	72,617	227	57,888,799	0	0	0	0	0	0	41	9,528,636	4	529,322	1	196,736	2	251,260	13	2,970,224
25-Oct-07	1	294,650	0	0	2	509,314	207	52,947,187	0	0	0	0	0	0	15	3,285,965	4	529,613	1	131,861	2	541,736	5	1,126,308
25-Sep-07	0	0	0	0	0	0	148	38,761,891	0	0	0	0	0	0	0	0	3	404,922	2	541,736	1	146,655	4	968,775
27-Aug-07	0	0	0	0	0	0	99	26,321,547	0	0	0	0	0	0	0	0	0	0	0	0	0	0	1	191,767
25-Jul-07	0	0	0	0	0	0	57	14,566,383	0	0	0	0	0	0	0	0	1	227,567	1	74,514	0	0	2	418,091
25-Jun-07	0	0	0	0	0	0	17	4,450,999	0	0	0	0	0	0	0	0	2	302,127	0	0	0	0	0	0
25-May-07	0	0	0	0	9	2,541,797	0	0	0	0	0	0	0	0	0	0	0	0	0	0	1	226,547	0	0
25-Apr-07	0	0	0	0	0	0	0	0	0	0	0	0	0	0	0	0	0	0	0	0	0	0	0	0
26-Mar-07	0	0	0	0	0	0	0	0	0	0	0	0	0	0	0	0	0	0	0	0	0	0	0	0

Group 1 ARMS																								
26-Dec-07	0.00%	0.00%	0.00%	0.00%	0.02%	0.04%	6.13%	7.76%	0.00%	0.00%	0.00%	0.00%	0.00%	0.00%	1.41%	1.60%	0.07%	0.05%	0.04%	0.06%	0.04%	0.07%	0.37%	0.41%
26-Nov-07	0.00%	0.00%	0.00%	0.00%	0.02%	0.01%	4.97%	6.30%	0.00%	0.00%	0.00%	0.00%	0.00%	0.00%	0.90%	1.04%	0.09%	0.06%	0.02%	0.02%	0.04%	0.03%	0.28%	0.32%
25-Oct-07	0.00%	0.03%	0.00%	0.00%	0.04%	0.05%	4.49%	5.72%	0.00%	0.00%	0.00%	0.00%	0.00%	0.00%	0.33%	0.35%	0.09%	0.06%	0.02%	0.01%	0.04%	0.06%	0.11%	0.12%
25-Sep-07	0.00%	0.00%	0.00%	0.00%	0.00%	0.00%	3.20%	4.16%	0.00%	0.00%	0.00%	0.00%	0.00%	0.00%	0.00%	0.00%	0.06%	0.04%	0.04%	0.06%	0.02%	0.02%	0.09%	0.10%
27-Aug-07	0.00%	0.00%	0.00%	0.00%	0.00%	0.00%	2.12%	2.81%	0.00%	0.00%	0.00%	0.00%	0.00%	0.00%	0.00%	0.00%	0.00%	0.00%	0.00%	0.00%	0.00%	0.00%	0.02%	0.02%
25-Jul-07	0.00%	0.00%	0.00%	0.00%	0.00%	0.00%	1.21%	1.54%	0.00%	0.00%	0.00%	0.00%	0.00%	0.00%	0.00%	0.00%	0.02%	0.02%	0.02%	0.01%	0.00%	0.00%	0.04%	0.04%
25-Jun-07	0.00%	0.00%	0.00%	0.00%	0.00%	0.00%	0.36%	0.47%	0.00%	0.00%	0.00%	0.00%	0.00%	0.00%	0.00%	0.00%	0.04%	0.03%	0.00%	0.00%	0.00%	0.00%	0.00%	0.00%
25-May-07	0.00%	0.00%	0.00%	0.00%	0.19%	0.27%	0.00%	0.00%	0.00%	0.00%	0.00%	0.00%	0.00%	0.00%	0.00%	0.00%	0.00%	0.00%	0.00%	0.00%	0.02%	0.02%	0.00%	0.00%
25-Apr-07	0.00%	0.00%	0.00%	0.00%	0.00%	0.00%	0.00%	0.00%	0.00%	0.00%	0.00%	0.00%	0.00%	0.00%	0.00%	0.00%	0.00%	0.00%	0.00%	0.00%	0.00%	0.00%	0.00%	0.00%
26-Mar-07	0.00%	0.00%	0.00%	0.00%	0.00%	0.00%	0.00%	0.00%	0.00%	0.00%	0.00%	0.00%	0.00%	0.00%	0.00%	0.00%	0.00%	0.00%	0.00%	0.00%	0.00%	0.00%	0.00%	0.00%

Loan status figures for periods prior to October 2007 do not reflect active REO loans for the respective period.



**First Franklin Mortgage Loan Trust
Mortgage Loan Asset-Backed Certificates
Series 2007-FF2**

**Distribution Date: 26-Dec-07
Asset-Backed Facts ~ 15 Month Historical Loan Status Summary Part II (as of Cut-Off)**

Distribution Date	----- In Foreclosure and Delinquent -----								----- In REO and Delinquent -----								----- In Bankruptcy and Delinquent -----							
	Current #	Current Balance	31-60 Days #	31-60 Days Balance	61-90 Days #	61-90 Days Balance	90 + Days #	90 + Days Balance	Current #	Current Balance	31-60 Days #	31-60 Days Balance	61-90 Days #	61-90 Days Balance	90 + Days #	90 + Days Balance	Current #	Current Balance	31-60 Days #	31-60 Days Balance	61-90 Days #	61-90 Days Balance	90 + Days #	90 + Days Balance
Group 1 Fixed																								
26-Dec-07	0	0	1	165,646	0	0	56	7,750,264	0	0	0	0	0	0	4	486,176	0	0	0	0	1	139,495	13	2,545,602
26-Nov-07	0	0	0	0	0	0	42	5,934,349	0	0	0	0	0	0	2	257,896	0	0	0	0	0	0	10	1,854,512
25-Oct-07	0	0	0	0	0	0	34	5,439,881	0	0	0	0	0	0	2	257,959	0	0	0	0	0	0	8	1,072,376
25-Sep-07	0	0	0	0	0	0	17	2,673,133	0	0	0	0	0	0	0	0	0	0	0	0	0	0	4	681,784
27-Aug-07	0	0	0	0	0	0	13	2,277,118	0	0	0	0	0	0	0	0	0	0	0	0	1	110,557	2	435,360
25-Jul-07	0	0	0	0	0	0	12	1,962,770	0	0	0	0	0	0	0	0	0	0	1	110,622	1	299,454	1	136,000
25-Jun-07	0	0	0	0	0	0	6	1,043,954	0	0	0	0	0	0	0	0	2	218,482	0	0	0	0	0	0
25-May-07	0	0	0	0	2	370,968	2	393,278	0	0	0	0	0	0	0	0	2	251,817	0	0	0	0	0	0
25-Apr-07	0	0	0	0	0	0	0	0	0	0	0	0	0	0	0	0	0	0	0	0	0	0	0	0
26-Mar-07	0	0	0	0	0	0	0	0	0	0	0	0	0	0	0	0	0	0	0	0	0	0	0	0

Group 1 Fixed																								
Distribution Date	Current %	Current %	31-60 Days %	31-60 Days %	61-90 Days %	61-90 Days %	90 + Days %	90 + Days %	Current %	Current %	31-60 Days %	31-60 Days %	61-90 Days %	61-90 Days %	90 + Days %	90 + Days %	Current %	Current %	31-60 Days %	31-60 Days %	61-90 Days %	61-90 Days %	90 + Days %	90 + Days %
26-Dec-07	0.00%	0.00%	0.06%	0.07%	0.00%	0.00%	3.64%	3.27%	0.00%	0.00%	0.00%	0.00%	0.00%	0.00%	0.26%	0.21%	0.00%	0.00%	0.00%	0.00%	0.06%	0.06%	0.84%	1.08%
26-Nov-07	0.00%	0.00%	0.00%	0.00%	0.00%	0.00%	2.72%	2.50%	0.00%	0.00%	0.00%	0.00%	0.00%	0.00%	0.13%	0.11%	0.00%	0.00%	0.00%	0.00%	0.00%	0.00%	0.65%	0.78%
25-Oct-07	0.00%	0.00%	0.00%	0.00%	0.00%	0.00%	2.20%	2.28%	0.00%	0.00%	0.00%	0.00%	0.00%	0.00%	0.13%	0.11%	0.00%	0.00%	0.00%	0.00%	0.00%	0.00%	0.52%	0.45%
25-Sep-07	0.00%	0.00%	0.00%	0.00%	0.00%	0.00%	1.09%	1.12%	0.00%	0.00%	0.00%	0.00%	0.00%	0.00%	0.00%	0.00%	0.00%	0.00%	0.00%	0.00%	0.00%	0.00%	0.26%	0.28%
27-Aug-07	0.00%	0.00%	0.00%	0.00%	0.00%	0.00%	0.83%	0.95%	0.00%	0.00%	0.00%	0.00%	0.00%	0.00%	0.00%	0.00%	0.00%	0.00%	0.00%	0.00%	0.06%	0.05%	0.13%	0.18%
25-Jul-07	0.00%	0.00%	0.00%	0.00%	0.00%	0.00%	0.76%	0.81%	0.00%	0.00%	0.00%	0.00%	0.00%	0.00%	0.00%	0.00%	0.00%	0.00%	0.06%	0.05%	0.06%	0.12%	0.06%	0.06%
25-Jun-07	0.00%	0.00%	0.00%	0.00%	0.00%	0.00%	0.38%	0.43%	0.00%	0.00%	0.00%	0.00%	0.00%	0.00%	0.00%	0.00%	0.13%	0.09%	0.00%	0.00%	0.00%	0.00%	0.00%	0.00%
25-May-07	0.00%	0.00%	0.00%	0.00%	0.13%	0.15%	0.13%	0.16%	0.00%	0.00%	0.00%	0.00%	0.00%	0.00%	0.00%	0.00%	0.13%	0.10%	0.00%	0.00%	0.00%	0.00%	0.00%	0.00%
25-Apr-07	0.00%	0.00%	0.00%	0.00%	0.00%	0.00%	0.00%	0.00%	0.00%	0.00%	0.00%	0.00%	0.00%	0.00%	0.00%	0.00%	0.00%	0.00%	0.00%	0.00%	0.00%	0.00%	0.00%	0.00%
26-Mar-07	0.00%	0.00%	0.00%	0.00%	0.00%	0.00%	0.00%	0.00%	0.00%	0.00%	0.00%	0.00%	0.00%	0.00%	0.00%	0.00%	0.00%	0.00%	0.00%	0.00%	0.00%	0.00%	0.00%	0.00%

Loan status figures for periods prior to October 2007 do not reflect active REO loans for the respective period.



**First Franklin Mortgage Loan Trust
Mortgage Loan Asset-Backed Certificates
Series 2007-FF2**

**Distribution Date: 26-Dec-07
Asset-Backed Facts ~ 15 Month Historical Loan Status Summary Part II (as of Cut-Off)**

Distribution Date	----- In Foreclosure and Delinquent -----								----- In REO and Delinquent -----								----- In Bankruptcy and Delinquent -----							
	Current #	Current Balance	31-60 Days #	31-60 Days Balance	61-90 Days #	61-90 Days Balance	90 + Days #	90 + Days Balance	Current #	Current Balance	31-60 Days #	31-60 Days Balance	61-90 Days #	61-90 Days Balance	90 + Days #	90 + Days Balance	Current #	Current Balance	31-60 Days #	31-60 Days Balance	61-90 Days #	61-90 Days Balance	90 + Days #	90 + Days Balance
Group 2 ARMS - Total																								
26-Dec-07	2	256,717	1	219,313	1	49,589	444	144,910,483	0	0	0	0	0	0	125	50,910,768	5	633,001	2	98,920	0	0	37	13,892,066
26-Nov-07	2	302,766	1	459,497	3	481,782	388	129,930,155	0	0	0	0	0	0	87	36,202,160	5	351,701	0	0	3	776,749	19	7,346,590
25-Oct-07	0	0	1	284,240	3	335,104	362	130,261,401	0	0	0	0	0	0	39	13,513,392	2	187,458	2	260,319	1	68,707	7	2,483,968
25-Sep-07	1	85,919	0	0	1	139,916	248	97,986,922	0	0	0	0	0	0	0	0	3	363,780	3	241,440	0	0	4	1,194,957
27-Aug-07	0	0	0	0	0	0	182	71,063,643	0	0	0	0	0	0	0	0	3	327,446	1	139,235	0	0	5	1,736,982
25-Jul-07	0	0	2	156,910	0	0	123	51,702,430	0	0	0	0	0	0	0	0	5	598,786	1	114,983	1	139,916	3	1,265,323
25-Jun-07	0	0	0	0	0	0	56	20,180,631	0	0	0	0	0	0	0	0	3	394,836	0	0	2	715,813	1	74,728
25-May-07	1	190,902	0	0	37	12,382,376	3	792,801	0	0	0	0	0	0	0	0	1	114,989	1	155,851	1	163,207	0	0
25-Apr-07	0	0	0	0	0	0	0	0	0	0	0	0	0	0	0	0	0	0	0	0	0	0	0	0
26-Mar-07	0	0	0	0	0	0	0	0	0	0	0	0	0	0	0	0	0	0	0	0	0	0	0	0

Group 2 ARMS - Total																								
26-Dec-07	0.00%	0.02%	0.02%	0.02%	0.02%	0.00%	7.31%	11.22%	0.00%	0.00%	0.00%	0.00%	0.00%	0.00%	2.06%	3.94%	0.08%	0.05%	0.03%	0.01%	0.00%	0.00%	0.61%	1.08%
26-Nov-07	0.00%	0.02%	0.02%	0.04%	0.05%	0.04%	6.36%	10.03%	0.00%	0.00%	0.00%	0.00%	0.00%	0.00%	1.43%	2.79%	0.08%	0.03%	0.00%	0.00%	0.05%	0.06%	0.31%	0.57%
25-Oct-07	0.00%	0.00%	0.02%	0.02%	0.05%	0.03%	5.90%	10.00%	0.00%	0.00%	0.00%	0.00%	0.00%	0.00%	0.64%	1.04%	0.03%	0.01%	0.03%	0.02%	0.02%	0.01%	0.11%	0.19%
25-Sep-07	0.00%	0.01%	0.00%	0.00%	0.02%	0.01%	4.03%	7.50%	0.00%	0.00%	0.00%	0.00%	0.00%	0.00%	0.00%	0.00%	0.05%	0.03%	0.05%	0.02%	0.00%	0.00%	0.06%	0.09%
27-Aug-07	0.00%	0.00%	0.00%	0.00%	0.00%	0.00%	2.94%	5.40%	0.00%	0.00%	0.00%	0.00%	0.00%	0.00%	0.00%	0.00%	0.05%	0.02%	0.02%	0.01%	0.00%	0.00%	0.08%	0.13%
25-Jul-07	0.00%	0.00%	0.03%	0.01%	0.00%	0.00%	1.98%	3.90%	0.00%	0.00%	0.00%	0.00%	0.00%	0.00%	0.00%	0.00%	0.08%	0.05%	0.02%	0.01%	0.02%	0.01%	0.05%	0.10%
25-Jun-07	0.00%	0.00%	0.00%	0.00%	0.00%	0.00%	0.90%	1.51%	0.00%	0.00%	0.00%	0.00%	0.00%	0.00%	0.00%	0.00%	0.05%	0.03%	0.00%	0.00%	0.03%	0.05%	0.02%	0.01%
25-May-07	0.00%	0.01%	0.00%	0.00%	0.59%	0.92%	0.05%	0.06%	0.00%	0.00%	0.00%	0.00%	0.00%	0.00%	0.00%	0.00%	0.02%	0.01%	0.02%	0.01%	0.02%	0.01%	0.00%	0.00%
25-Apr-07	0.00%	0.00%	0.00%	0.00%	0.00%	0.00%	0.00%	0.00%	0.00%	0.00%	0.00%	0.00%	0.00%	0.00%	0.00%	0.00%	0.00%	0.00%	0.00%	0.00%	0.00%	0.00%	0.00%	0.00%
26-Mar-07	0.00%	0.00%	0.00%	0.00%	0.00%	0.00%	0.00%	0.00%	0.00%	0.00%	0.00%	0.00%	0.00%	0.00%	0.00%	0.00%	0.00%	0.00%	0.00%	0.00%	0.00%	0.00%	0.00%	0.00%

Loan status figures for periods prior to October 2007 do not reflect active REO loans for the respective period.



**First Franklin Mortgage Loan Trust
Mortgage Loan Asset-Backed Certificates
Series 2007-FF2**

**Distribution Date: 26-Dec-07
Asset-Backed Facts ~ 15 Month Historical Loan Status Summary Part II (as of Cut-Off)**

Distribution Date	----- In Foreclosure and Delinquent -----								----- In REO and Delinquent -----								----- In Bankruptcy and Delinquent -----							
	Current #	Current Balance	31-60 Days #	31-60 Days Balance	61-90 Days #	61-90 Days Balance	90 + Days #	90 + Days Balance	Current #	Current Balance	31-60 Days #	31-60 Days Balance	61-90 Days #	61-90 Days Balance	90 + Days #	90 + Days Balance	Current #	Current Balance	31-60 Days #	31-60 Days Balance	61-90 Days #	61-90 Days Balance	90 + Days #	90 + Days Balance
Group 2 ARMS																								
26-Dec-07	1	189,257	1	219,313	0	0	350	132,395,008	0	0	0	0	0	0	103	46,737,701	2	225,670	2	98,920	0	0	29	12,779,744
26-Nov-07	2	302,766	1	459,497	2	419,282	313	119,745,112	0	0	0	0	0	72	33,394,115	4	301,078	0	0	2	689,672	15	6,786,306	
25-Oct-07	0	0	1	284,240	2	272,312	293	120,091,981	0	0	0	0	0	30	11,933,749	2	187,458	1	209,672	1	68,707	6	2,411,637	
25-Sep-07	1	85,919	0	0	1	139,916	209	90,751,786	0	0	0	0	0	0	0	2	279,757	1	68,741	0	0	4	1,194,957	
27-Aug-07	0	0	0	0	0	0	155	65,857,963	0	0	0	0	0	0	0	2	243,407	1	139,235	0	0	4	1,546,982	
25-Jul-07	0	0	1	93,910	0	0	104	48,358,072	0	0	0	0	0	0	0	4	514,730	0	0	1	139,916	3	1,265,323	
25-Jun-07	0	0	0	0	0	0	46	18,100,782	0	0	0	0	0	0	0	2	279,849	0	0	2	715,813	0	0	
25-May-07	1	190,902	0	0	31	11,317,370	1	246,400	0	0	0	0	0	0	0	0	0	1	155,851	2	163,207	0	0	
25-Apr-07	0	0	0	0	0	0	0	0	0	0	0	0	0	0	0	0	0	0	0	0	0	0	0	
26-Mar-07	0	0	0	0	0	0	0	0	0	0	0	0	0	0	0	0	0	0	0	0	0	0	0	

Group 2 ARMS																								
26-Dec-07	0.00%	0.02%	0.03%	0.02%	0.00%	0.00%	8.78%	12.91%	0.00%	0.00%	0.00%	0.00%	0.00%	0.00%	2.58%	4.56%	0.05%	0.02%	0.05%	0.01%	0.00%	0.00%	0.73%	1.25%
26-Nov-07	0.00%	0.03%	0.02%	0.04%	0.05%	0.04%	7.81%	11.64%	0.00%	0.00%	0.00%	0.00%	0.00%	0.00%	1.80%	3.25%	0.10%	0.03%	0.00%	0.00%	0.05%	0.07%	0.37%	0.66%
25-Oct-07	0.00%	0.00%	0.02%	0.03%	0.05%	0.03%	7.27%	11.61%	0.00%	0.00%	0.00%	0.00%	0.00%	0.00%	0.74%	1.15%	0.05%	0.02%	0.02%	0.02%	0.02%	0.01%	0.15%	0.23%
25-Sep-07	0.00%	0.01%	0.00%	0.00%	0.02%	0.01%	5.17%	8.75%	0.00%	0.00%	0.00%	0.00%	0.00%	0.00%	0.00%	0.00%	0.05%	0.03%	0.02%	0.01%	0.00%	0.00%	0.10%	0.12%
27-Aug-07	0.00%	0.00%	0.00%	0.00%	0.00%	0.00%	3.81%	6.30%	0.00%	0.00%	0.00%	0.00%	0.00%	0.00%	0.00%	0.00%	0.05%	0.02%	0.02%	0.01%	0.00%	0.00%	0.10%	0.15%
25-Jul-07	0.00%	0.00%	0.02%	0.01%	0.00%	0.00%	2.54%	4.59%	0.00%	0.00%	0.00%	0.00%	0.00%	0.00%	0.00%	0.00%	0.10%	0.05%	0.00%	0.00%	0.02%	0.01%	0.07%	0.12%
25-Jun-07	0.00%	0.00%	0.00%	0.00%	0.00%	0.00%	1.12%	1.71%	0.00%	0.00%	0.00%	0.00%	0.00%	0.00%	0.00%	0.00%	0.05%	0.03%	0.00%	0.00%	0.05%	0.07%	0.00%	0.00%
25-May-07	0.00%	0.02%	0.00%	0.00%	0.75%	1.06%	0.02%	0.02%	0.00%	0.00%	0.00%	0.00%	0.00%	0.00%	0.00%	0.00%	0.00%	0.00%	0.02%	0.01%	0.02%	0.02%	0.00%	0.00%
25-Apr-07	0.00%	0.00%	0.00%	0.00%	0.00%	0.00%	0.00%	0.00%	0.00%	0.00%	0.00%	0.00%	0.00%	0.00%	0.00%	0.00%	0.00%	0.00%	0.00%	0.00%	0.00%	0.00%	0.00%	0.00%
26-Mar-07	0.00%	0.00%	0.00%	0.00%	0.00%	0.00%	0.00%	0.00%	0.00%	0.00%	0.00%	0.00%	0.00%	0.00%	0.00%	0.00%	0.00%	0.00%	0.00%	0.00%	0.00%	0.00%	0.00%	0.00%

Loan status figures for periods prior to October 2007 do not reflect active REO loans for the respective period.



**First Franklin Mortgage Loan Trust
Mortgage Loan Asset-Backed Certificates
Series 2007-FF2**

**Distribution Date: 26-Dec-07
Asset-Backed Facts ~ 15 Month Historical Loan Status Summary Part II (as of Cut-Off)**

Distribution Date	----- In Foreclosure and Delinquent -----								----- In REO and Delinquent -----								----- In Bankruptcy and Delinquent -----							
	Current #	Current Balance	31-60 Days #	31-60 Days Balance	61-90 Days #	61-90 Days Balance	90 + Days #	90 + Days Balance	Current #	Current Balance	31-60 Days #	31-60 Days Balance	61-90 Days #	61-90 Days Balance	90 + Days #	90 + Days Balance	Current #	Current Balance	31-60 Days #	31-60 Days Balance	61-90 Days #	61-90 Days Balance	90 + Days #	90 + Days Balance
Group 2 Fixed																								
26-Dec-07	1	67,460	0	0	1	49,589	94	12,515,476	0	0	0	0	0	0	22	4,173,067	3	407,331	0	0	0	0	8	1,112,323
26-Nov-07	0	0	0	0	1	62,500	75	10,185,043	0	0	0	0	0	0	15	2,808,045	1	50,624	0	0	1	87,077	4	560,284
25-Oct-07	0	0	0	0	1	62,792	69	10,169,420	0	0	0	0	0	0	9	1,579,642	0	0	1	50,647	0	0	1	72,332
25-Sep-07	0	0	0	0	0	0	39	7,235,136	0	0	0	0	0	0	0	0	1	84,023	2	172,700	0	0	0	0
27-Aug-07	0	0	0	0	0	0	27	5,205,680	0	0	0	0	0	0	0	0	1	84,039	0	0	0	0	1	190,000
25-Jul-07	0	0	1	63,000	0	0	19	3,344,358	0	0	0	0	0	0	0	0	1	84,055	1	114,983	0	0	0	0
25-Jun-07	0	0	0	0	0	0	10	2,079,849	0	0	0	0	0	0	0	0	1	114,986	0	0	0	0	1	74,728
25-May-07	0	0	0	0	6	1,065,005	2	546,401	0	0	0	0	0	0	0	0	1	114,989	0	0	0	0	0	0
25-Apr-07	0	0	0	0	0	0	0	0	0	0	0	0	0	0	0	0	0	0	0	0	0	0	0	0
26-Mar-07	0	0	0	0	0	0	0	0	0	0	0	0	0	0	0	0	0	0	0	0	0	0	0	0

Group 2 Fixed																								
26-Dec-07	0.00%	0.03%	0.00%	0.00%	0.05%	0.02%	4.51%	4.70%	0.00%	0.00%	0.00%	0.00%	0.00%	0.00%	1.06%	1.57%	0.14%	0.15%	0.00%	0.00%	0.00%	0.00%	0.38%	0.42%
26-Nov-07	0.00%	0.00%	0.00%	0.00%	0.05%	0.02%	3.58%	3.81%	0.00%	0.00%	0.00%	0.00%	0.00%	0.00%	0.72%	1.05%	0.05%	0.02%	0.00%	0.00%	0.05%	0.03%	0.19%	0.21%
25-Oct-07	0.00%	0.00%	0.00%	0.00%	0.05%	0.02%	3.28%	3.79%	0.00%	0.00%	0.00%	0.00%	0.00%	0.00%	0.43%	0.59%	0.00%	0.00%	0.05%	0.02%	0.00%	0.00%	0.05%	0.03%
25-Sep-07	0.00%	0.00%	0.00%	0.00%	0.00%	0.00%	1.85%	2.69%	0.00%	0.00%	0.00%	0.00%	0.00%	0.00%	0.00%	0.00%	0.05%	0.03%	0.09%	0.06%	0.00%	0.00%	0.00%	0.00%
27-Aug-07	0.00%	0.00%	0.00%	0.00%	0.00%	0.00%	1.27%	1.93%	0.00%	0.00%	0.00%	0.00%	0.00%	0.00%	0.00%	0.00%	0.05%	0.03%	0.00%	0.00%	0.00%	0.00%	0.05%	0.07%
25-Jul-07	0.00%	0.00%	0.05%	0.02%	0.00%	0.00%	0.89%	1.23%	0.00%	0.00%	0.00%	0.00%	0.00%	0.00%	0.00%	0.00%	0.05%	0.03%	0.05%	0.04%	0.00%	0.00%	0.00%	0.00%
25-Jun-07	0.00%	0.00%	0.00%	0.00%	0.00%	0.00%	0.47%	0.76%	0.00%	0.00%	0.00%	0.00%	0.00%	0.00%	0.00%	0.00%	0.05%	0.04%	0.00%	0.00%	0.00%	0.00%	0.05%	0.03%
25-May-07	0.00%	0.00%	0.00%	0.00%	0.28%	0.39%	0.09%	0.20%	0.00%	0.00%	0.00%	0.00%	0.00%	0.00%	0.00%	0.00%	0.05%	0.04%	0.00%	0.00%	0.00%	0.00%	0.00%	0.00%
25-Apr-07	0.00%	0.00%	0.00%	0.00%	0.00%	0.00%	0.00%	0.00%	0.00%	0.00%	0.00%	0.00%	0.00%	0.00%	0.00%	0.00%	0.00%	0.00%	0.00%	0.00%	0.00%	0.00%	0.00%	0.00%
26-Mar-07	0.00%	0.00%	0.00%	0.00%	0.00%	0.00%	0.00%	0.00%	0.00%	0.00%	0.00%	0.00%	0.00%	0.00%	0.00%	0.00%	0.00%	0.00%	0.00%	0.00%	0.00%	0.00%	0.00%	0.00%

Loan status figures for periods prior to October 2007 do not reflect active REO loans for the respective period.



**First Franklin Mortgage Loan Trust
Mortgage Loan Asset-Backed Certificates
Series 2007-FF2**

***Distribution Date: 26-Dec-07
Asset-Backed Facts ~ 15 Month Historical Payoff/Loss Summary***

Distribution Date	Ending Pool		Payoffs		Insurance	Substitution	Liquidation	Realized Losses		Remaining Term	Curr Weighted Avg.	
	#	Balance	#	Balance	Proceeds	Proceeds	Proceeds	#	Amount	Life	Coupon	Remit
Total (ALL Loans)												
26-Dec-07	12,143	2,441,297,663	60	8,205,629	0.00	0.00	852,719.12	10	408,345	348	7.81%	7.31%
26-Nov-07	12,213	2,451,805,741	74	13,287,652	0.00	0.00	758,497.53	4	246,093	349	7.81%	7.31%
25-Oct-07	12,291	2,467,155,864	47	7,383,935	0.00	0.00	1,601,925.01	7	274,311	350	7.81%	7.31%
25-Sep-07	12,345	2,477,298,823	57	12,358,606	0.00	0.00	1,426,199.98	6	430,608	351	7.81%	7.31%
27-Aug-07	12,408	2,492,426,757	77	18,485,185	0.00	0.00	40,324.46	1	20,579	352	7.81%	7.31%
25-Jul-07	12,486	2,511,916,721	68	14,726,813	0.00	0.00	425,907.34	0	0	353	7.82%	7.32%
25-Jun-07	12,555	2,528,056,341	70	13,226,814	0.00	0.00	0.00	0	0	354	7.82%	7.32%
25-May-07	12,625	2,542,241,814	64	15,194,851	0.00	0.00	0.00	0	0	355	7.82%	7.32%
25-Apr-07	12,689	2,558,419,980	55	15,478,675	0.00	0.00	0.00	0	0	356	7.82%	7.32%
26-Mar-07	12,744	2,574,830,790	75	24,267,171	0.00	0.00	0.00	0	0	357	7.83%	7.33%

Group 1 ARMS												
26-Dec-07	4,534	912,939,627	29	4,374,527	0.00	0.00	424,015.68	3	129,367	349	7.71%	7.21%
26-Nov-07	4,566	918,183,504	41	7,369,436	0.00	0.00	304,487.89	2	50,654	350	7.72%	7.22%
25-Oct-07	4,609	926,204,958	21	4,497,528	0.00	0.00	213,921.45	2	101,960	351	7.72%	7.22%
25-Sep-07	4,632	931,316,420	25	4,600,092	0.00	0.00	516,845.23	4	187,059	352	7.72%	7.22%
27-Aug-07	4,661	936,922,609	37	7,820,699	0.00	0.00	0.00	0	0	353	7.72%	7.22%
25-Jul-07	4,698	945,079,741	25	5,160,367	0.00	0.00	425,907.34	0	0	354	7.72%	7.22%
25-Jun-07	4,724	950,996,728	32	6,460,621	0.00	0.00	0.00	0	0	355	7.73%	7.23%
25-May-07	4,756	957,808,759	33	6,533,732	0.00	0.00	0.00	0	0	356	7.73%	7.23%
25-Apr-07	4,789	964,645,997	23	5,090,608	0.00	0.00	0.00	0	0	357	7.73%	7.23%
26-Mar-07	4,812	970,049,696	28	7,061,665	0.00	0.00	0.00	0	0	358	7.74%	7.24%



**First Franklin Mortgage Loan Trust
Mortgage Loan Asset-Backed Certificates
Series 2007-FF2**

***Distribution Date: 26-Dec-07
Asset-Backed Facts ~ 15 Month Historical Payoff/Loss Summary***

Distribution Date	Ending Pool		Payoffs		Insurance	Substitution	Liquidation	Realized Losses		Remaining Term	Curr Weighted Avg.	
	#	Balance	#	Balance	Proceeds	Proceeds	Proceeds	#	Amount	Life	Coupon	Remit
Group 1 Fixed												
26-Dec-07	1,539	236,746,638	5	847,623	0.00	0.00	0.00	0	0	341	8.33%	7.83%
26-Nov-07	1,544	237,764,725	4	547,943	0.00	0.00	0.00	0	0	342	8.34%	7.84%
25-Oct-07	1,548	238,463,439	8	939,544	0.00	0.00	0.00	0	0	343	8.34%	7.84%
25-Sep-07	1,556	239,554,905	3	364,744	0.00	0.00	122,365.33	1	134,539	344	8.34%	7.84%
27-Aug-07	1,560	240,328,778	11	1,566,771	0.00	0.00	0.00	0	0	345	8.35%	7.85%
25-Jul-07	1,571	242,051,094	8	1,350,167	0.00	0.00	0.00	0	0	346	8.35%	7.85%
25-Jun-07	1,579	243,553,213	8	1,307,854	0.00	0.00	0.00	0	0	347	8.35%	7.85%
25-May-07	1,587	244,961,106	8	1,890,579	0.00	0.00	0.00	0	0	348	8.35%	7.85%
25-Apr-07	1,595	247,005,631	4	849,003	0.00	0.00	0.00	0	0	349	8.36%	7.86%
26-Mar-07	1,599	248,007,830	4	392,265	0.00	0.00	0.00	0	0	350	8.36%	7.86%
Group 2 ARMS												
26-Dec-07	3,985	1,025,474,208	18	2,255,894	0.00	0.00	431,725.43	6	243,222	349	7.58%	7.08%
26-Nov-07	4,009	1,028,762,470	19	4,239,260	0.00	0.00	454,009.64	2	195,439	350	7.58%	7.08%
25-Oct-07	4,030	1,034,031,095	11	1,243,862	0.00	0.00	1,387,393.22	4	125,230	351	7.58%	7.08%
25-Sep-07	4,045	1,037,064,533	19	6,741,598	0.00	0.00	786,989.42	1	109,011	352	7.58%	7.08%
27-Aug-07	4,065	1,045,004,489	23	8,238,179	0.00	0.00	0.00	0	0	353	7.58%	7.08%
25-Jul-07	4,088	1,053,538,063	23	6,806,823	0.00	0.00	0.00	0	0	354	7.58%	7.08%
25-Jun-07	4,111	1,060,689,309	23	4,805,722	0.00	0.00	0.00	0	0	355	7.58%	7.08%
25-May-07	4,134	1,065,851,294	17	6,208,475	0.00	0.00	0.00	0	0	356	7.58%	7.08%
25-Apr-07	4,151	1,072,428,162	23	9,135,187	0.00	0.00	0.00	0	0	357	7.58%	7.08%
26-Mar-07	4,174	1,081,866,396	33	14,999,710	0.00	0.00	0.00	0	0	358	7.59%	7.09%



**First Franklin Mortgage Loan Trust
Mortgage Loan Asset-Backed Certificates
Series 2007-FF2**

***Distribution Date: 26-Dec-07
Asset-Backed Facts ~ 15 Month Historical Payoff/Loss Summary***

Distribution Date	Ending Pool		Payoffs		Insurance	Substitution	Liquidation	Realized Losses		Remaining Term	Curr Weighted Avg.	
	#	Balance	#	Balance	Proceeds	Proceeds	Proceeds	#	Amount	Life	Coupon	Remit
Group 2 Fixed												
26-Dec-07	2,085	266,137,190	8	727,584	0.00	0.00	(3,021.99)	1	35,756	343	8.56%	8.06%
26-Nov-07	2,094	267,095,042	10	1,131,013	0.00	0.00	0.00	0	0	344	8.56%	8.06%
25-Oct-07	2,104	268,456,372	7	703,002	0.00	0.00	610.34	1	47,121	345	8.57%	8.07%
25-Sep-07	2,112	269,362,965	10	652,171	0.00	0.00	0.00	0	0	347	8.57%	8.07%
27-Aug-07	2,122	270,170,881	6	859,537	0.00	0.00	40,324.46	1	20,579	347	8.57%	8.07%
25-Jul-07	2,129	271,247,823	12	1,409,456	0.00	0.00	0.00	0	0	348	8.58%	8.07%
25-Jun-07	2,141	272,817,092	7	652,617	0.00	0.00	0.00	0	0	349	8.58%	8.08%
25-May-07	2,148	273,620,655	6	562,065	0.00	0.00	0.00	0	0	350	8.58%	8.08%
25-Apr-07	2,154	274,340,190	5	403,878	0.00	0.00	0.00	0	0	351	8.58%	8.08%
26-Mar-07	2,159	274,906,868	10	1,813,531	0.00	0.00	0.00	0	0	352	8.58%	8.08%



**First Franklin Mortgage Loan Trust
Mortgage Loan Asset-Backed Certificates
Series 2007-FF2**

***Distribution Date: 26-Dec-07
Prepayment Premium Loan Detail for Current Period***

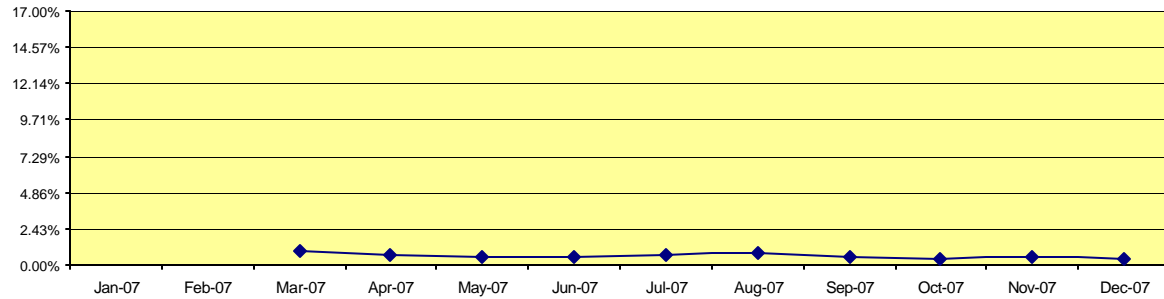
Disclosure Control #	Original Principal Balance	Beginning Principal Balance	Payoff Amount	Current Gross Rate	Prepayment Premium
4001194216	68,000.00	67,914.93	67,914.93	8.10%	2,037.30
4001166464	147,200.00	146,942.22	146,942.22	7.20%	4,235.70
4001151327	180,000.00	178,494.82	178,494.82	7.50%	5,359.11
4001162800	114,750.00	114,005.07	114,005.07	8.35%	3,815.37
4001207134	100,000.00	99,503.66	99,503.66	9.10%	2,986.81
4001114610	104,800.00	104,623.15	104,623.15	7.30%	3,054.46
4001163541	95,000.00	94,731.36	94,731.36	8.15%	3,088.24
4001156291	63,750.00	63,125.96	63,125.96	8.05%	631.26
4001200543	228,750.00	226,690.83	226,690.83	6.65%	6,029.98
4001191760	148,750.00	148,416.44	148,416.44	8.95%	4,453.53
4001173281	183,900.00	182,411.80	182,411.80	7.75%	5,654.77
4001165027	215,000.00	214,542.26	214,542.26	6.70%	5,750.98
4001166391	170,000.00	168,933.81	168,933.81	8.50%	1,915.83
4001159057	213,000.00	212,225.18	212,225.18	7.40%	6,281.75
4001100299	40,200.00	40,061.07	40,061.07	11.80%	801.22
4001197082	231,040.00	230,814.07	230,814.07	8.85%	6,925.10
4001072963	80,000.00	79,757.92	79,757.92	11.95%	800.00
4001174851	112,500.00	111,937.10	111,937.10	10.65%	2,237.27
4001037667	122,000.00	120,320.14	120,320.14	6.95%	3,609.60
4001108036	202,320.00	201,930.06	201,930.06	7.45%	6,017.52
4001219936	121,500.00	121,276.97	121,276.97	7.10%	3,444.91
Current Total	2,942,460.00	2,928,658.82	2,928,658.82		79,130.71
Cumulative Total	30,028,729.00	29,958,023.45	29,958,023.45		796,272.84

**First Franklin Mortgage Loan Trust
Mortgage Loan Asset-Backed Certificates
Series 2007-FF2**

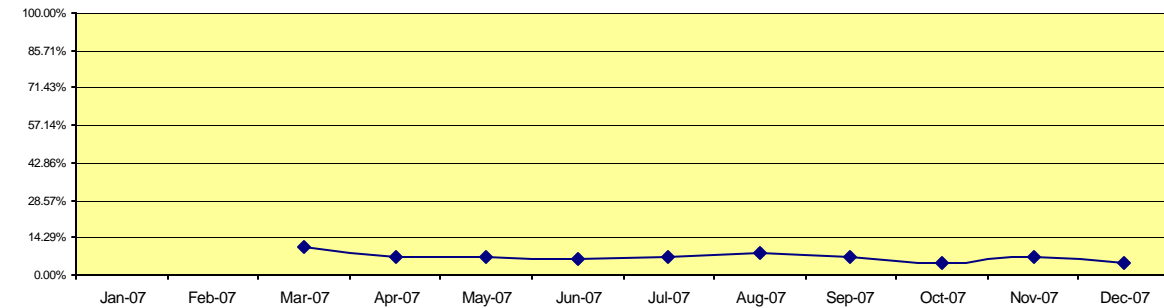
**Distribution Date: 26-Dec-07
Prepayment Summary
Total (ALL Loans)**

SMM (Single Monthly Mortality)

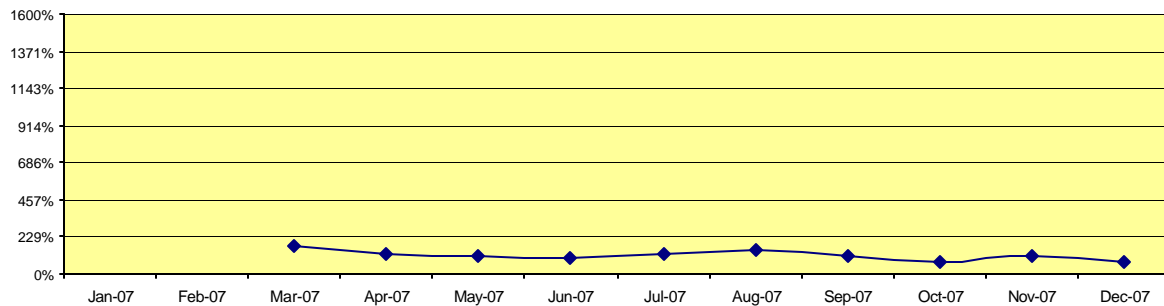
Total	17.00%
Current Period	0.40%
3-Month Average	0.45%
6-Month Average	0.55%
12-Month Average	0.60%
Average Since Cut-Off	0.60%


CPR (Conditional Prepayment Rate)

Total	100.00%
Current Period	4.64%
3-Month Average	5.30%
6-Month Average	6.37%
12-Month Average	6.90%
Average Since Cut-Off	6.90%


PSA (Public Securities Association)

Total	1600%
Current Period	77%
3-Month Average	88%
6-Month Average	106%
12-Month Average	115%
Average Since Cut-Off	115%



SMM	Single Monthly Mortality	(Partial and Full Prepayments + Repurchases + Curtailments + Liquidations + Other Prin Proceeds) / (Beginning Collateral Bal - Scheduled Prin)
CPR	Conditional Prepayment Rate	1 - (1 - SMM)^12
PSA	Public Securities Association	100 * CPR / (0.2 * MIN(30,WAS))
WAS	Weighted Average Seasoning	(Original Term - Remaining Term) * (Current Scheduled Balance / Deal Scheduled Principal Balance)



**First Franklin Mortgage Loan Trust
Mortgage Loan Asset-Backed Certificates
Series 2007-FF2**

**Distribution Date: 26-Dec-07
Mortgage Loan Characteristics Part I
Total (ALL Loans)**

Distribution by Current Ending Principal Balance

Min	Max	Count	% of Total	Balance	% of Total
21,000	to 69,000	1,211	9.97%	65,245,886	2.67%
69,000	to 86,000	872	7.18%	67,399,987	2.76%
86,000	to 103,000	1,006	8.29%	95,226,854	3.90%
103,000	to 120,000	1,045	8.61%	116,614,634	4.78%
120,000	to 137,000	984	8.10%	126,527,760	5.18%
137,000	to 155,000	973	8.01%	141,588,409	5.80%
155,000	to 204,000	1,949	16.05%	348,278,496	14.27%
204,000	to 253,000	1,236	10.18%	279,495,246	11.45%
253,000	to 302,000	762	6.28%	210,371,366	8.62%
302,000	to 351,000	568	4.68%	184,775,292	7.57%
351,000	to 398,000	321	2.64%	119,871,543	4.91%
398,000	to 1,515,000	1,214	10.00%	685,649,530	28.09%
		12,141	100.00%	2,441,045,003	100.00%

Distribution by Cut-off Principal Balance

Min	Max	Count	% of Total	Balance	% of Total
22,000	to 69,000	1,293	10.09%	69,656,323	2.68%
69,000	to 86,000	896	6.99%	69,398,323	2.67%
86,000	to 103,000	1,036	8.08%	98,221,645	3.78%
103,000	to 120,000	1,091	8.51%	121,896,629	4.69%
120,000	to 137,000	1,033	8.06%	133,023,262	5.12%
137,000	to 156,000	1,082	8.44%	158,127,374	6.08%
156,000	to 205,000	2,039	15.91%	366,513,334	14.10%
205,000	to 254,000	1,311	10.23%	297,932,249	11.46%
254,000	to 303,000	806	6.29%	223,387,385	8.59%
303,000	to 352,000	605	4.72%	197,657,003	7.60%
352,000	to 400,000	359	2.80%	135,497,518	5.21%
400,000	to 1,516,000	1,268	9.89%	728,679,321	28.03%
		12,819	100.00%	2,599,990,368	100.00%

Distribution by Current Mortgage Rate

Min	Max	Count	% of Total	Balance	% of Total
5.00%	to 6.69%	1,075	8.85%	312,732,613	12.81%
6.69%	to 6.92%	746	6.14%	198,599,675	8.14%
6.92%	to 7.16%	900	7.41%	225,809,789	9.25%
7.16%	to 7.39%	847	6.98%	195,453,895	8.01%
7.39%	to 7.63%	1,166	9.60%	250,663,278	10.27%
7.63%	to 7.90%	1,456	11.99%	292,026,259	11.96%
7.90%	to 8.25%	1,466	12.07%	273,862,248	11.22%
8.25%	to 8.59%	994	8.19%	177,621,051	7.28%
8.59%	to 8.94%	1,022	8.42%	168,870,639	6.92%
8.94%	to 9.28%	688	5.67%	106,528,327	4.36%
9.28%	to 9.69%	584	4.81%	80,911,623	3.31%
9.69%	to 13.56%	1,197	9.86%	157,965,607	6.47%
		12,141	100.00%	2,441,045,003	100.00%

Distribution by Original Mortgage Rate

Min	Max	Count	% of Total	Balance	% of Total
5.00%	to 6.75%	1,437	11.21%	420,232,694	16.16%
6.75%	to 6.97%	702	5.48%	181,864,298	6.99%
6.97%	to 7.19%	670	5.23%	166,765,320	6.41%
7.19%	to 7.41%	1,043	8.14%	237,619,574	9.14%
7.41%	to 7.63%	1,057	8.25%	229,853,994	8.84%
7.63%	to 7.90%	1,512	11.79%	307,645,506	11.83%
7.90%	to 8.23%	1,378	10.75%	266,797,385	10.26%
8.23%	to 8.58%	1,252	9.77%	224,576,223	8.64%
8.58%	to 8.92%	1,098	8.57%	183,086,995	7.04%
8.92%	to 9.27%	752	5.87%	120,560,859	4.64%
9.27%	to 9.64%	578	4.51%	82,436,418	3.17%
9.64%	to 13.56%	1,340	10.45%	178,551,102	6.87%
		12,819	100.00%	2,599,990,368	100.00%



**First Franklin Mortgage Loan Trust
Mortgage Loan Asset-Backed Certificates
Series 2007-FF2**

***Distribution Date: 26-Dec-07
Mortgage Loan Characteristics Part II
Total (ALL Loans)***

Distribution by Product Characteristics (Current)

Product Type	# of Loans	Ending Balance	% of Balance	WAMM	WAC
Adjustable	8,518	1,938,313,170	79.41%	348.86	7.64%
Fixed 1st Lien	3,623	502,731,833	20.59%	342.53	8.45%

Distribution by Product Characteristics (Cut-off)

Product Type	# of Loans	Original Principal Balance	% of Balance	WAMM	WAC
Adjustable	9,047	2,074,568,117	79.79%	360.00	7.66%
Fixed 1st Lien	3,772	525,422,251	20.21%	353.86	8.48%

Total 12,141 2,441,045,003 100.00%

Total 12,819 2,599,990,368 100.00%

Distribution by Property Types (Current)

Property Type	# of Loans	Ending Balance	% of Balance	WAMM	WAC
SF Unattached Dwelling	8,878	1,658,897,628	67.96%	347.34	7.86%
PUD	1,935	477,697,617	19.57%	348.14	7.67%
Multifamily	526	146,669,163	6.01%	347.40	7.62%
Condo - Low Facility	751	142,172,786	5.82%	348.16	7.79%
Condo - High Facility	49	15,398,533	0.63%	348.69	8.28%
Other	2	209,276	8.57E-05	348.50	7.92%

Total 12,141 2,441,045,003 100.00%

Distribution by Property Types (Cut-off)

Property Type	# of Loans	Ending Balance	% of Balance	WAMM	WAC
SF Unattached Dwelling	9,422	1,776,672,193	68.33%	358.56	7.88%
PUD	2,003	501,578,205	19.29%	359.31	7.69%
Multifamily	556	155,980,638	6.00%	358.73	7.63%
Condo - Low Facility	781	148,938,288	5.73%	359.23	7.81%
Condo - High Facility	55	16,610,250	0.64%	360.00	8.28%
Other	2	210,794	8.11E-05	360.00	7.92%

Total 12,819 2,599,990,368 100.00%



**First Franklin Mortgage Loan Trust
Mortgage Loan Asset-Backed Certificates
Series 2007-FF2**

***Distribution Date: 26-Dec-07
Mortgage Loan Characteristics Part II
Total (ALL Loans)***

Distribution by Occupancy Type (Current)

Occupancy Type	# of Loans	Ending Balance	% of Balance	WAMM	WAC
Owner Occupied - Primary Residence	11,568	2,355,240,545	96.48%	347.63	7.81%
Non-Owner Occupied	517	72,704,906	2.98%	345.03	7.62%
Owner Occupied - Secondary Residence	56	13,099,551	0.54%	348.43	8.21%

Distribution by Occupancy Type (Cut-off)

Occupancy Type	# of Loans	Ending Balance	% of Balance	WAMM	WAC
Owner Occupied - Primary Residence	12,178	2,504,744,017	96.34%	358.83	7.83%
Non-Owner Occupied	579	81,013,333	3.12%	356.39	7.67%
Owner Occupied - Secondary Residence	62	14,233,017	0.55%	359.55	8.24%

Total 12,141 2,441,045,003 100.00%

Total 12,819 2,599,990,368 100.00%

Distribution by Loan Purpose (Current)

Loan Purpose	# of Loans	Ending Balance	% of Balance	WAMM	WAC
Purchase	7,812	1,524,001,448	62.43%	348.46	7.81%
Refinance/Equity Takeout	3,632	787,630,440	32.27%	346.31	7.83%
Refinance/No Cash Out	697	129,413,115	5.30%	344.55	7.65%

Distribution by Loan Purpose (Cut-off)

Loan Purpose	# of Loans	Ending Balance	% of Balance	WAMM	WAC
Purchase	8,171	1,607,375,444	61.82%	359.56	7.82%
Refinance/Equity Takeout	3,903	850,872,265	32.73%	357.73	7.86%
Refinance/No Cash Out	745	141,742,659	5.45%	355.91	7.69%

Total 12,141 2,441,045,003 100.00%

Total 12,819 2,599,990,368 100.00%



First Franklin Mortgage Loan Trust
Mortgage Loan Asset-Backed Certificates
Series 2007-FF2

Distribution Date: 26-Dec-07
Mortgage Loan Characteristics Part II
Total (ALL Loans)

Distribution by Originator Concentration > 10% (Current)

Originator	# of Loans	Ending Balance	% of Balance	WAMM	WAC
First Franklin	12,141	2,441,045,003	100.00%	347.56	7.81%

Distribution by Originator Concentration > 10% (Cut-off)

Originator	# of Loans	Ending Balance	% of Balance	WAMM	WAC
First Franklin	12,819	2,599,990,368	100.00%	358.76	7.83%

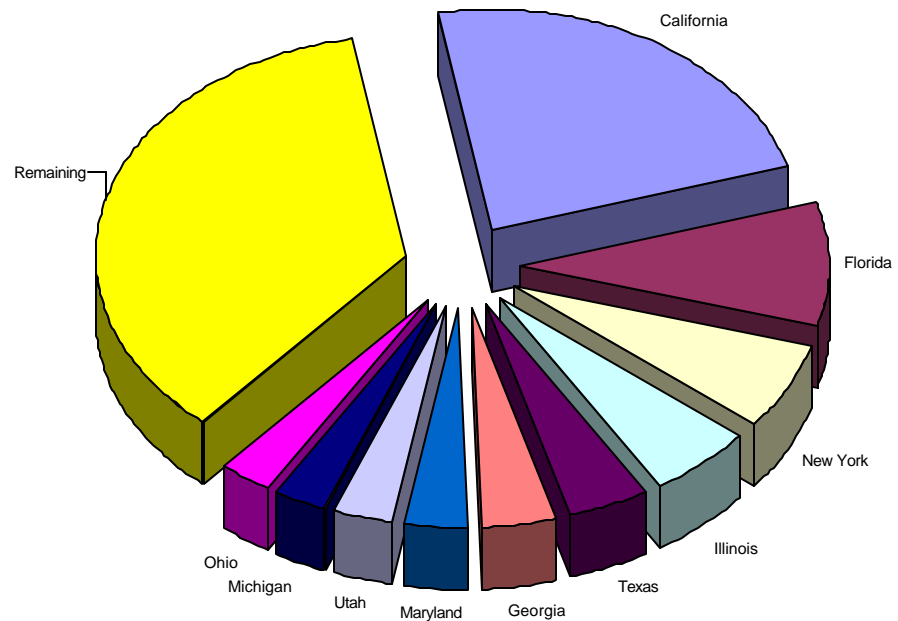
**First Franklin Mortgage Loan Trust
Mortgage Loan Asset-Backed Certificates
Series 2007-FF2**

**Distribution Date: 26-Dec-07
Geographic Concentration
Total (ALL Loans)**

Top 10 Current State Concentration

Geographic Distribution	# of Loans	Balance ⁽¹⁾	% of Balance	WAMM	WAC
California	1,426	560,825,213	22.97%	348	7.18%
Florida	1,083	228,263,042	9.35%	348	7.82%
New York	623	155,882,869	6.39%	348	7.67%
Illinois	683	135,858,327	5.57%	348	8.25%
Texas	842	101,694,668	4.17%	345	8.05%
Georgia	525	92,516,204	3.79%	348	8.23%
Maryland	266	80,803,716	3.31%	349	7.75%
Utah	376	72,489,738	2.97%	348	7.72%
Michigan	574	71,379,575	2.92%	348	8.37%
Ohio	564	65,512,189	2.68%	346	8.59%
Remaining	5,179	875,819,464	35.88%	347	8.00%

Top 10 Current State Concentration



Top 10 Original State Concentration

Geographic Distribution	# of Loans	Balance ⁽¹⁾	% of Balance	WAMM	WAC
California	1,502	597,577,463	22.98%	359	7.19%
Florida	1,100	233,352,625	8.98%	359	7.83%
New York	648	163,254,991	6.28%	359	7.66%
Illinois	782	157,850,487	6.07%	359	8.32%
Texas	852	103,837,566	3.99%	356	8.06%
Georgia	559	98,242,945	3.78%	359	8.25%
Maryland	292	86,967,068	3.34%	360	7.78%
Utah	405	78,987,702	3.04%	359	7.74%
Michigan	597	73,936,876	2.84%	359	8.39%
Massachusetts	260	71,778,539	2.76%	360	8.00%
Remaining	5,822	934,204,106	35.93%	358	8.06%

⁽¹⁾ Based on Current Period Ending Principal Balance



**First Franklin Mortgage Loan Trust
Mortgage Loan Asset-Backed Certificates
Series 2007-FF2**

***Distribution Date: 26-Dec-07
Current Period Realized Loss Detail
Total (ALL Loans)***

Disclosure Control #	Original Liquidation Balance	Net Liquidation Proceeds	Loss-Certs Non-adjusted	Subsequent Recov/(Exp)	Loss-Certs Adjusted	Loss Severity	Loan-to-Value	FICO	Lien Position	Liq Type	Occ Type
4001165911	236,300.52	225,750.75	10,549.77	0.00	10,549.77	4.46%	90.00%	633	1	S	1
4001054277	228,000.00	144,406.15	83,593.85	0.00	83,593.85	36.66%	100.00%	715	1	S	1
4001139194	194,980.81	160,564.72	34,416.09	0.00	34,416.09	17.65%	84.78%	672	1	S	1
4001159457	187,808.78	135,387.84	52,420.94	0.00	52,420.94	27.91%	90.00%	581	1	S	1
4001154631	170,593.50	128,063.12	42,530.38	0.00	42,530.38	24.93%	93.96%	613	1	S	1
4001100889	97,488.90	76,648.01	20,840.89	0.00	20,840.89	21.38%	100.00%	609	1	R	1
4001144428	45,523.25	(6,289.46)	51,812.71	0.00	51,812.71	113.82%	80.00%	586	1	C	3
4001083750	40,770.98	(4,372.57)	45,143.55	0.00	45,143.55	110.72%	90.00%	571	1	C	1
4001113425	32,734.03	(3,021.99)	35,756.02	0.00	35,756.02	109.23%	100.00%	666	1	C	1
4001210869	26,863.71	(4,417.45)	31,281.16	0.00	31,281.16	116.44%	90.00%	566	1	C	1
4001004750	0.00	0.00	0.00	(470.00)	49,232.68	80.10%	95.00%	622	1	R	1
4001140542	0.00	0.00	0.00	665.00	67,171.79	107.03%	90.00%	643	1	C	3
4001142772	0.00	0.00	0.00	(592.00)	47,712.57	99.96%	80.00%	640	1	R	3
4001184148	0.00	0.00	0.00	150.00	36,045.91	7.81%	90.00%	624	1	S	1
4001184424	0.00	0.00	0.00	(12.50)	64,644.67	43.34%	95.00%	598	1	S	1
Current Total	1,261,064.48	852,719.12	408,345.36	(259.50)	408,604.86						
Cumulative	6,521,330.40	5,105,573.44	1,415,756.96	385.01	1,415,371.95						

Liq. Type Code - Legend

BK Discharged	B	Loan Sale	O	Settled
Charge-off	C	Paid in Full	P	
Foreclosure	F	REO	R	
Judgement	J	Short Sale	S	
Retain Lien	L	Third Party	T	

Occ Type Code - Legend

X	Primary	1
	Secondary	2
	Investment	3



**First Franklin Mortgage Loan Trust
Mortgage Loan Asset-Backed Certificates
Series 2007-FF2**

***Distribution Date: 26-Dec-07
Historical Realized Loss Summary
Total (ALL Loans)***

Distribution Date	----- Current Realized Loss -----				----- Previous Liquidations/Payoffs -----						Realized Loss Adjusted	Cumulative Realized Loss
	Beginning Scheduled Balance	Net Liquidation Proceeds	Realized Loss	Loan Count	Claims on Prior Liquidations		Recovery on Prior Liquidations		(Claims)/Recoveries on Prior Payoffs			
					Amount	Count	Amount	Count	Amount	Count		
26-Dec-07	1,261,064.48	852,719.12	408,345.36	10	(1,074.50)	3	815.00	2	0.00	0	408,604.86	1,415,371.95
26-Nov-07	1,004,590.61	758,497.53	246,093.08	4	(610.49)	2	1,630.00	1	0.00	0	245,073.57	1,006,767.09
25-Oct-07	1,876,235.51	1,601,925.01	274,310.50	7	(375.00)	1	0.00	0	0.00	0	274,685.50	761,693.52
25-Sep-07	1,856,807.70	1,426,199.98	430,607.72	6	0.00	0	0.00	0	0.00	0	430,607.72	487,008.02
27-Aug-07	60,903.85	40,324.46	20,579.39	1	0.00	0	0.00	0	0.00	0	20,579.39	56,400.30
25-Jul-07	461,728.25	425,907.34	35,820.91	1	0.00	0	0.00	0	0.00	0	35,820.91	35,820.91
25-Jun-07	0.00	0.00	0.00	0	0.00	0	0.00	0	0.00	0	0.00	0.00
25-May-07	0.00	0.00	0.00	0	0.00	0	0.00	0	0.00	0	0.00	0.00
25-Apr-07	0.00	0.00	0.00	0	0.00	0	0.00	0	0.00	0	0.00	0.00
26-Mar-07	0.00	0.00	0.00	0	0.00	0	0.00	0	0.00	0	0.00	0.00
Total	6,521,330.40	5,105,573.44	1,415,756.96	29	(2,059.99)	6	2,445.00	3	0.00	0	1,415,371.95	



**First Franklin Mortgage Loan Trust
Mortgage Loan Asset-Backed Certificates
Series 2007-FF2**

***Distribution Date: 26-Dec-07
Historical Realized Loss Summary
Group 1 Fixed***

Distribution Date	----- Current Realized Loss -----				----- Previous Liquidations/Payoffs -----						Realized Loss Adjusted	Cumulative Realized Loss
	Beginning Scheduled Balance	Net Liquidation Proceeds	Realized Loss	Loan Count	Claims on Prior Liquidations		Recovery on Prior Liquidations		(Claims)/Recoveries on Prior Payoffs			
					Amount	Count	Amount	Count	Amount	Count		
26-Dec-07	553,383.09	424,015.68	129,367.41	3	(482.50)	2	150.00	1	0.00	0	129,699.91	638,556.54
26-Nov-07	355,142.08	304,487.89	50,654.19	2	(79.59)	1	1,630.00	1	0.00	0	49,103.78	508,856.63
25-Oct-07	315,881.25	213,921.45	101,959.80	2	(375.00)	1	0.00	0	0.00	0	102,334.80	459,752.85
25-Sep-07	960,807.70	639,210.56	321,597.14	5	0.00	0	0.00	0	0.00	0	321,597.14	357,418.05
27-Aug-07	0.00	0.00	0.00	0	0.00	0	0.00	0	0.00	0	0.00	35,820.91
25-Jul-07	461,728.25	425,907.34	35,820.91	1	0.00	0	0.00	0	0.00	0	35,820.91	35,820.91
25-Jun-07	0.00	0.00	0.00	0	0.00	0	0.00	0	0.00	0	0.00	0.00
25-May-07	0.00	0.00	0.00	0	0.00	0	0.00	0	0.00	0	0.00	0.00
25-Apr-07	0.00	0.00	0.00	0	0.00	0	0.00	0	0.00	0	0.00	0.00
26-Mar-07	0.00	0.00	0.00	0	0.00	0	0.00	0	0.00	0	0.00	0.00
Total	2,646,942.37	2,007,542.92	639,399.45	13	(937.09)	4	1,780.00	2	0.00	0	638,556.54	



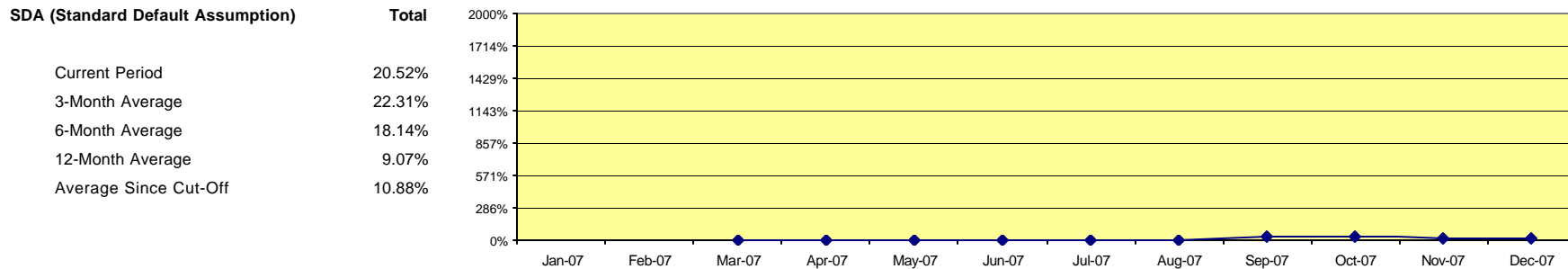
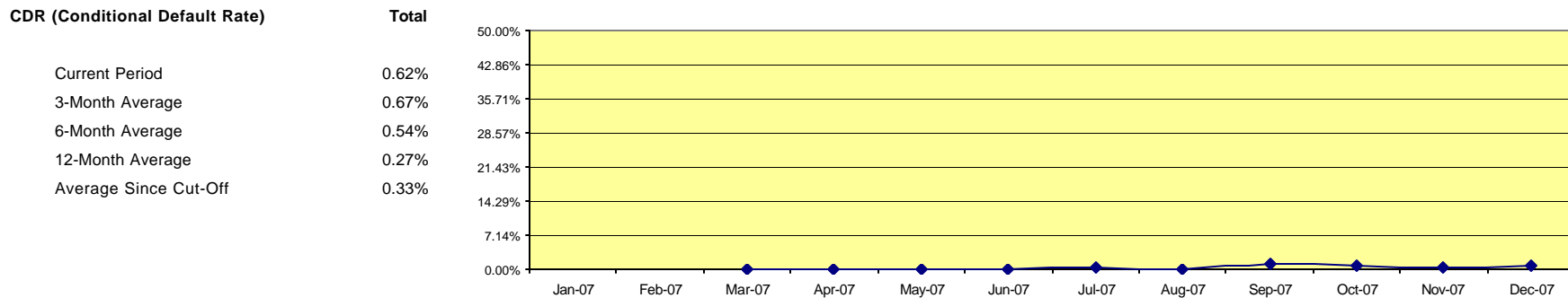
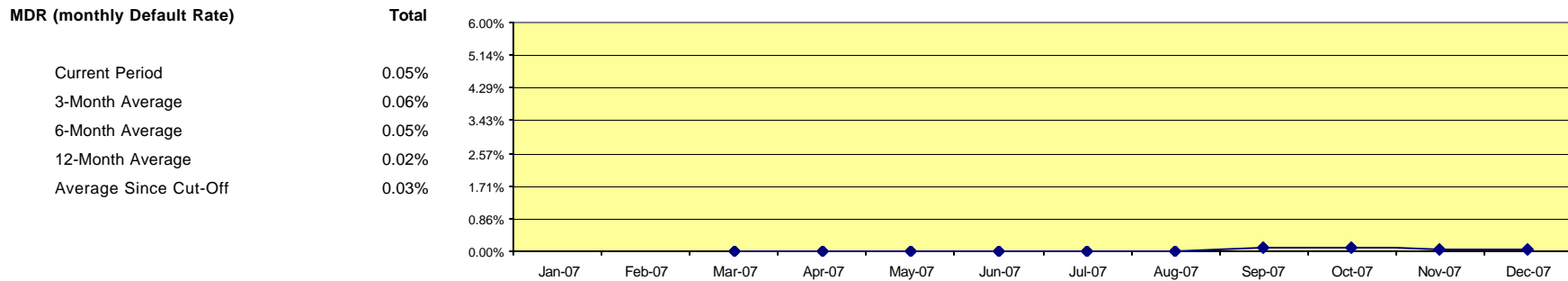
**First Franklin Mortgage Loan Trust
Mortgage Loan Asset-Backed Certificates
Series 2007-FF2**

**Distribution Date: 26-Dec-07
Historical Realized Loss Summary
Group 2 Fixed**

Distribution Date	----- Current Realized Loss -----				----- Previous Liquidations/Payoffs -----						Realized Loss Adjusted	Cumulative Realized Loss
	Beginning Scheduled Balance	Net Liquidation Proceeds	Realized Loss	Loan Count	Claims on Prior Liquidations		Recovery on Prior Liquidations		(Claims)/Recoveries on Prior Payoffs			
					Amount	Count	Amount	Count	Amount	Count		
26-Dec-07	707,681.39	428,703.44	278,977.95	7	(592.00)	1	665.00	1	0.00	0	278,904.95	776,815.41
26-Nov-07	649,448.53	454,009.64	195,438.89	2	(530.90)	1	0.00	0	0.00	0	195,969.79	497,910.46
25-Oct-07	1,560,354.26	1,388,003.56	172,350.70	5	0.00	0	0.00	0	0.00	0	172,350.70	301,940.67
25-Sep-07	896,000.00	786,989.42	109,010.58	1	0.00	0	0.00	0	0.00	0	109,010.58	129,589.97
27-Aug-07	60,903.85	40,324.46	20,579.39	1	0.00	0	0.00	0	0.00	0	20,579.39	20,579.39
25-Jul-07	0.00	0.00	0.00	0	0.00	0	0.00	0	0.00	0	0.00	0.00
25-Jun-07	0.00	0.00	0.00	0	0.00	0	0.00	0	0.00	0	0.00	0.00
25-May-07	0.00	0.00	0.00	0	0.00	0	0.00	0	0.00	0	0.00	0.00
25-Apr-07	0.00	0.00	0.00	0	0.00	0	0.00	0	0.00	0	0.00	0.00
26-Mar-07	0.00	0.00	0.00	0	0.00	0	0.00	0	0.00	0	0.00	0.00
Total	3,874,388.03	3,098,030.52	776,357.51	16	(1,122.90)	2	665.00	1	0.00	0	776,815.41	

**First Franklin Mortgage Loan Trust
Mortgage Loan Asset-Backed Certificates
Series 2007-FF2**

**Distribution Date: 26-Dec-07
Realized Loss Summary
Total (ALL Loans)**



MDR	Monthly Default Rate	$(\text{Beginning Principal Balance of Liquidated Loans}) / (\text{Total Beginning Principal Balance})$
CDR	Conditional Default Rate	$1 - (1 - \text{MDR})^{12}$
SDA	Standard Default Assumption	If WAS=30 then CDR/(WAS*0.02) else if 30<WAS=60 then CDR/0.6 else if 60<WAS=120 then CDR/(0.6-(WAS-60)*0.0095) else if WAS>120 then CDR/0.03
WAS	Weighted Average Seasoning	$(\text{Original Term} - \text{Remaining Term}) * (\text{Current Scheduled Balance} / \text{Deal Scheduled Principal Balance})$



**First Franklin Mortgage Loan Trust
Mortgage Loan Asset-Backed Certificates
Series 2007-FF2**

***Distribution Date: 26-Dec-07
Servicemembers Civil Relief Act
Total (ALL Loans)***

Disclosure Control #	Group	Beginning Balance	Scheduled Principal	Unscheduled Principal	Ending balance	Loan Rate	P&I Amount	Scheduled Interest	Interest Received	Relief Act Interest Shortfall
4001132001	Group 1 ARMS	91,195.33	96.24	0.00	91,072.22	6.80%	613.01	516.77	334.02	182.76
4001137519	Group 1 ARMS	392,826.39	109.33	0.00	392,717.06	7.50%	2,564.49	2,455.16	1,964.13	491.03
4001139654	Group 1 Fixed	89,521.86	47.77	0.00	89,469.45	10.85%	857.20	809.43	447.61	361.82
4001148043	Group 1 ARMS	325,712.00	361.47	0.00	325,350.53	6.40%	2,098.60	1,737.13	1,628.56	108.57
4001154722	Group 2 ARMS	279,542.18	77.77	0.00	279,498.95	7.65%	1,859.85	1,782.08	1,397.71	384.37
4001180306	Group 1 ARMS	143,217.54	150.95	0.00	143,066.59	7.10%	998.32	847.37	716.09	131.28
4001226965	Group 1 ARMS	91,888.46	49.61	0.00	91,838.85	7.50%	623.91	574.30	459.44	114.86
4001234069	Group 1 Fixed	153,667.52	161.47	0.00	153,506.05	8.40%	1,237.14	1,075.67	768.34	307.34
Total		1,567,571.28	1,054.61	0.00	1,566,519.70		10,852.53	9,797.92	7,715.90	2,082.03



**First Franklin Mortgage Loan Trust
Mortgage Loan Asset-Backed Certificates
Series 2007-FF2**

***Distribution Date: 26-Dec-07
Material Breaches Detail***

Disclosure Control #	Loan Group #	Ending Principal Balance	Material Breach Date	Material Breach Description
<i>No Material Breaches Reported</i>				

Material breaches of pool asset representation or warranties or transaction covenants.



**First Franklin Mortgage Loan Trust
Mortgage Loan Asset-Backed Certificates
Series 2007-FF2**

***Distribution Date: 26-Dec-07
Modified Loan Detail
Total (ALL Loans)***

Disclosure Control #	Loan Group #	Modified Maturity Date	Cutoff Maturity Date	Modification Description
<i>No Prior Loan Modification Reported</i>				

Modifications include any extensions or waivers to the mortgage loan terms, fees, penalties or payments during the preceding calendar month or that have become material over time.



**First Franklin Mortgage Loan Trust
Mortgage Loan Asset-Backed Certificates
Series 2007-FF2**

***Distribution Date: 26-Dec-07
Collateral Asset Changes***

Disclosure
Control #

Beginning Principal Balance
No Collateral Asset Changes Reported

Description



First Franklin Mortgage Loan Trust
Mortgage Loan Asset-Backed Certificates
Series 2007-FF2

Distribution Date: 26-Dec-07
Historical Collateral Level REO Report
Total (ALL Loans)

Disclosure Control #	REO Date	City	State	Property Type	Actual Balance	Scheduled Balance	Recent Appraisal Value	Appraisal Date	Appraisal Reduction Amount	Date Liquidated	Liquidation Proceeds	Liquidation Expenses	Realized Loss
4001067448	30-Nov-07	Detroit	MI	SF Unattached Dwelling	91,724.30	91,078.30	0.00						
4001070037	30-Nov-07	Woodbridge	VA	SF Unattached Dwelling	456,892.64	456,516.38	0.00						
4001189912	30-Nov-07	Minneapolis	MN	SF Unattached Dwelling	181,739.13	181,489.36	0.00						
4001165434	30-Nov-07	Zimmerman	MN	SF Unattached Dwelling	255,959.51	255,540.60	0.00						
4001164013	30-Nov-07	Glendale	AZ	PUD	399,614.17	396,450.93	0.00						
4001097794	29-Nov-07	Lemon Grove	CA	PUD	411,827.53	411,228.00	0.00						
4001174836	28-Nov-07	Scottsdale	AZ	PUD	547,780.30	546,328.38	0.00						
4001166395	28-Nov-07	Fontana	CA	SF Unattached Dwelling	456,000.00	456,000.00	0.00						
4001151770	26-Nov-07	Taylor	MI	SF Unattached Dwelling	106,104.64	105,603.45	0.00						
4001209585	23-Nov-07	Roseville	CA	PUD	779,985.00	779,970.00	0.00						
4001187912	21-Nov-07	Alexandria	VA	Condo - Low Facility	208,000.00	207,642.66	0.00						
4001177098	21-Nov-07	Tracy	CA	SF Unattached Dwelling	352,000.00	352,000.00	0.00						
4001188595	20-Nov-07	Pickerington	OH	SF Unattached Dwelling	340,713.84	338,753.31	0.00						
4001141393	19-Nov-07	Cathedral City	CA	SF Unattached Dwelling	292,000.00	292,000.00	0.00						
4001177182	19-Nov-07	Albert Lea	MN	SF Unattached Dwelling	68,978.45	68,755.19	0.00						
4001130886	19-Nov-07	Shrewsbury	MA	SF Unattached Dwelling	301,600.00	301,600.00	0.00						
4001214633	16-Nov-07	Plymouth	MN	SF Unattached Dwelling	219,839.97	218,182.88	0.00						
4001199956	16-Nov-07	Fountain	CO	SF Unattached Dwelling	116,300.00	116,300.00	0.00						
4001184185	16-Nov-07	Otsego	MN	SF Unattached Dwelling	231,920.00	231,920.00	0.00						
4001150626	16-Nov-07	Birmingham	AL	SF Unattached Dwelling	113,349.30	112,818.53	0.00						
4001143211	16-Nov-07	Monterey	TN	SF Unattached Dwelling	67,865.17	67,501.62	0.00						
4001192010	15-Nov-07	Milton	WV	SF Unattached Dwelling	134,000.00	134,000.00	0.00						
4001167303	14-Nov-07	Fort Washington	MD	SF Unattached Dwelling	319,817.53	319,388.41	0.00						
4001206759	14-Nov-07	Bakersfield	CA	PUD	224,910.00	224,508.85	0.00						
4001173525	14-Nov-07	Temple Hills	MD	Condo - Low Facility	155,000.00	155,000.00	0.00						
4001072815	13-Nov-07	Providence	RI	Multifamily	189,910.22	188,216.35	0.00						
4001142611	13-Nov-07	Las Vegas	NV	SF Unattached Dwelling	224,000.00	223,484.72	0.00						
4001158998	12-Nov-07	Glendale	CA	SF Unattached Dwelling	572,000.00	572,000.00	0.00						
4001149394	12-Nov-07	Woodland Hills	CA	SF Unattached Dwelling	580,000.00	580,000.00	0.00						



**First Franklin Mortgage Loan Trust
Mortgage Loan Asset-Backed Certificates
Series 2007-FF2**

Distribution Date: 26-Dec-07
Historical Collateral Level REO Report
Total (ALL Loans)

Disclosure Control #	REO Date	City	State	Property Type	Actual Balance	Scheduled Balance	Recent Appraisal Value	Appraisal Date	Appraisal Reduction Amount	Date Liquidated	Liquidation Proceeds	Liquidation Expenses	Realized Loss
4001191283	9-Nov-07	Sacramento	CA	SF Unattached Dwelling	195,169.70	194,856.12	0.00						
4001187866	9-Nov-07	Salinas	CA	SF Unattached Dwelling	555,925.79	555,156.43	0.00						
4001169155	9-Nov-07	Fredericksburg	VA	PUD	232,000.00	231,026.25	0.00						
4001120412	9-Nov-07	Vallejo	CA	SF Unattached Dwelling	434,910.88	434,445.77	0.00						
4001088455	9-Nov-07	Sacramento	CA	SF Unattached Dwelling	552,000.00	552,000.00	0.00						
4001169698	9-Nov-07	Woodbridge	VA	PUD	455,895.14	455,405.08	0.00						
4001172874	9-Nov-07	Bakersfield	CA	PUD	229,373.72	228,998.33	0.00						
4001174951	9-Nov-07	Brownsville	TN	SF Unattached Dwelling	59,967.90	59,633.20	0.00						
4001174087	9-Nov-07	Patterson	CA	SF Unattached Dwelling	488,655.00	488,655.00	0.00						
4001172588	8-Nov-07	Columbus	GA	SF Unattached Dwelling	78,605.53	78,403.05	0.00						
4001143488	8-Nov-07	Houston	TX	SF Unattached Dwelling	50,400.00	50,082.30	0.00						
4001108371	8-Nov-07	Odessa	TX	SF Unattached Dwelling	86,290.56	85,660.93	0.00						
4001136197	8-Nov-07	Houston	TX	PUD	116,153.76	115,525.19	0.00						
4001179509	8-Nov-07	Gainesville	GA	SF Unattached Dwelling	939,882.00	939,326.56	0.00						
4001106385	8-Nov-07	Atlanta	GA	SF Unattached Dwelling	147,891.17	146,648.87	0.00						
4001128001	8-Nov-07	Atlanta	GA	SF Unattached Dwelling	219,857.66	219,449.33	0.00						
4001114737	8-Nov-07	Conroe	TX	PUD	94,431.23	93,986.44	0.00						
4001207263	8-Nov-07	Katy	TX	PUD	123,249.82	122,356.65	0.00						
4001186353	8-Nov-07	Roanoke	TX	SF Unattached Dwelling	459,619.21	455,687.84	0.00						
4001173197	8-Nov-07	Prattville	AL	SF Unattached Dwelling	65,470.40	65,160.57	0.00						
4001185683	7-Nov-07	Minneapolis	MN	Multifamily	192,000.00	192,000.00	0.00						
4001159069	7-Nov-07	Las Vegas	NV	PUD	435,925.70	435,157.72	0.00						
4001173340	7-Nov-07	Las Vegas	NV	PUD	264,992.00	264,907.58	0.00						
4001200898	7-Nov-07	Blaine	MN	SF Unattached Dwelling	834,000.00	834,000.00	0.00						
4001157855	7-Nov-07	Miramar	FL	PUD	624,000.00	623,104.86	0.00						
4001166068	7-Nov-07	Eastpointe	MI	SF Unattached Dwelling	93,600.00	93,600.00	0.00						
4001197983	6-Nov-07	Puyallup	WA	SF Unattached Dwelling	284,935.70	284,635.12	0.00						
4001165823	5-Nov-07	Minneapolis	MN	SF Unattached Dwelling	320,000.00	320,000.00	0.00						
4001142654	5-Nov-07	Wayzata	MN	SF Unattached Dwelling	774,876.71	774,231.16	0.00						



**First Franklin Mortgage Loan Trust
Mortgage Loan Asset-Backed Certificates
Series 2007-FF2**

***Distribution Date: 26-Dec-07
Historical Collateral Level REO Report
Total (ALL Loans)***

Disclosure Control #	REO Date	City	State	Property Type	Actual Balance	Scheduled Balance	Recent Appraisal Value	Appraisal Date	Appraisal Reduction Amount	Date Liquidated	Liquidation Proceeds	Liquidation Expenses	Realized Loss
4001189594	5-Nov-07	Tracy	CA	SF Unattached Dwelling	591,900.98	590,877.24	0.00						
4001199707	5-Nov-07	Germantown	MD	PUD	619,422.00	619,422.00	0.00						
4001121412	5-Nov-07	Buffalo	MN	SF Unattached Dwelling	327,900.00	327,900.00	0.00						
4001160900	1-Nov-07	Hyattsville	MD	SF Unattached Dwelling	208,000.00	207,575.40	0.00						
4001173272	1-Nov-07	Bowie	MD	SF Unattached Dwelling	549,926.51	549,155.08	0.00						
4001107390	1-Nov-07	Florissant	MO	SF Unattached Dwelling	91,062.86	90,351.08	0.00						
4001157043	31-Oct-07	Sandy	UT	SF Unattached Dwelling	485,000.00	485,000.00	0.00						
4001164756	30-Oct-07	Peoria	AZ	SF Unattached Dwelling	281,600.00	281,600.00	0.00						
4001135484	29-Oct-07	Fontana	CA	SF Unattached Dwelling	352,000.00	352,000.00	0.00						
4001199063	26-Oct-07	Anaheim	CA	Condo - Low Facility	328,000.00	328,000.00	0.00						
4001186415	26-Oct-07	Parker	CO	SF Unattached Dwelling	465,469.72	465,152.28	0.00						
4001130952	26-Oct-07	Carlsbad	CA	SF Unattached Dwelling	719,868.68	719,182.32	0.00						
4001171408	26-Oct-07	Aurora	CO	PUD	184,275.40	184,020.36	0.00						
4001193383	26-Oct-07	Albuquerque	NM	SF Unattached Dwelling	142,886.50	142,745.95	0.00						
4001176211	26-Oct-07	Pueblo	CO	SF Unattached Dwelling	54,997.14	54,971.45	0.00						
4001115137	25-Oct-07	Detroit	MI	SF Unattached Dwelling	55,969.33	55,663.18	0.00						
4001177106	25-Oct-07	Stephens City	VA	SF Unattached Dwelling	207,939.55	207,312.58	0.00						
4001200831	24-Oct-07	Murrieta	CA	SF Unattached Dwelling	435,200.00	435,200.00	0.00						
4001076774	22-Oct-07	Brentwood	CA	SF Unattached Dwelling	1,119,117.84	1,114,562.19	0.00						
4001201145	22-Oct-07	Chula Vista	CA	PUD	656,000.00	656,000.00	0.00						
4001104119	22-Oct-07	El Dorado Hills	CA	SF Unattached Dwelling	859,742.37	859,742.37	0.00						
4001137488	22-Oct-07	Sacramento	CA	SF Unattached Dwelling	239,943.75	239,650.71	0.00						
4001208020	19-Oct-07	Jasper	AL	SF Unattached Dwelling	74,550.00	74,475.79	0.00						
4001212366	19-Oct-07	Northville	MI	PUD	656,250.00	655,656.87	0.00						
4001161989	19-Oct-07	Jackson	TN	SF Unattached Dwelling	67,469.17	67,146.64	0.00						
4001184270	18-Oct-07	Temecula	CA	SF Unattached Dwelling	399,950.52	399,437.11	0.00						
4001183358	18-Oct-07	Riverside	CA	SF Unattached Dwelling	551,931.72	551,223.23	0.00						
4001179580	18-Oct-07	Grand Rapids	MI	Multifamily	234,933.65	234,245.14	0.00						
4001181674	18-Oct-07	Antioch	CA	SF Unattached Dwelling	535,200.00	535,200.00	0.00						



**First Franklin Mortgage Loan Trust
Mortgage Loan Asset-Backed Certificates
Series 2007-FF2**

***Distribution Date: 26-Dec-07
Historical Collateral Level REO Report
Total (ALL Loans)***

Disclosure Control #	REO Date	City	State	Property Type	Actual Balance	Scheduled Balance	Recent Appraisal Value	Appraisal Date	Appraisal Reduction Amount	Date Liquidated	Liquidation Proceeds	Liquidation Expenses	Realized Loss
4001179331	18-Oct-07	Hesperia	CA	SF Unattached Dwelling	245,600.00	245,600.00	0.00						
4001196679	18-Oct-07	Watsonville	CA	SF Unattached Dwelling	859,823.72	858,005.84	0.00						
4001184031	18-Oct-07	Santa Rosa	CA	SF Unattached Dwelling	347,200.00	346,780.27	0.00						
4001176241	18-Oct-07	Glendora	CA	SF Unattached Dwelling	418,474.36	418,206.07	0.00						
4001191288	18-Oct-07	Sanger	CA	SF Unattached Dwelling	466,321.98	465,515.41	0.00						
4001183060	18-Oct-07	San Leandro	CA	PUD	619,894.34	618,802.25	0.00						
4001136012	18-Oct-07	Soledad	CA	SF Unattached Dwelling	511,866.03	510,895.69	0.00						
4001162546	18-Oct-07	Turlock	CA	SF Unattached Dwelling	375,949.82	375,429.57	0.00						
4001188670	17-Oct-07	Corona	CA	PUD	504,000.00	504,000.00	0.00						
4001102299	17-Oct-07	Lancaster	CA	SF Unattached Dwelling	412,744.90	412,173.68	0.00						
4001152224	17-Oct-07	Layton	UT	SF Unattached Dwelling	399,200.00	399,200.00	0.00						
4001162425	17-Oct-07	Henderson	NV	PUD	359,743.20	359,206.71	0.00						
4001156493	17-Oct-07	Taft	CA	SF Unattached Dwelling	137,571.27	137,275.08	0.00						
4001172943	17-Oct-07	Lancaster	CA	SF Unattached Dwelling	448,000.00	448,000.00	0.00						
4001178863	16-Oct-07	Sacramento	CA	SF Unattached Dwelling	279,947.65	279,407.13	0.00						
4001186764	16-Oct-07	Murrieta	CA	SF Unattached Dwelling	475,200.00	475,200.00	0.00						
4001156643	16-Oct-07	Valencia	CA	PUD	958,184.80	955,968.14	0.00						
4001162937	15-Oct-07	Okemos	MI	SF Unattached Dwelling	174,921.04	174,101.91	0.00						
4001149792	15-Oct-07	Eaton Rapids	MI	SF Unattached Dwelling	124,875.25	124,288.96	0.00						
4001150962	15-Oct-07	Santa Ana	CA	SF Unattached Dwelling	440,000.00	440,000.00	0.00						
4001159694	15-Oct-07	Oakland	CA	SF Unattached Dwelling	960,000.00	960,000.00	0.00						
4001154886	15-Oct-07	Bowie	MD	SF Unattached Dwelling	719,486.69	713,618.19	0.00						
4001147306	12-Oct-07	Irvine	CA	Condo - Low Facility	527,200.00	527,200.00	0.00						
4001174906	12-Oct-07	Minneapolis	MN	Condo - Low Facility	248,000.00	248,000.00	0.00						
4001171934	12-Oct-07	Upland	CA	SF Unattached Dwelling	1,039,748.95	1,037,165.36	0.00						
4001179486	11-Oct-07	Detroit	MI	SF Unattached Dwelling	87,982.61	87,821.57	0.00						
4001152899	11-Oct-07	Ashburn	VA	PUD	574,658.76	570,739.82	0.00						
4001146185	11-Oct-07	El Sobrante	CA	SF Unattached Dwelling	855,200.00	855,200.00	0.00						
4001151566	11-Oct-07	Old Hickory	TN	SF Unattached Dwelling	96,792.03	96,708.90	0.00						



**First Franklin Mortgage Loan Trust
Mortgage Loan Asset-Backed Certificates
Series 2007-FF2**

***Distribution Date: 26-Dec-07
Historical Collateral Level REO Report
Total (ALL Loans)***

Disclosure Control #	REO Date	City	State	Property Type	Actual Balance	Scheduled Balance	Recent Appraisal Value	Appraisal Date	Appraisal Reduction Amount	Date Liquidated	Liquidation Proceeds	Liquidation Expenses	Realized Loss
4001160234	11-Oct-07	Corona	CA	SF Unattached Dwelling	440,800.00	440,800.00	0.00						
4001141421	9-Oct-07	Saint Paul	MN	SF Unattached Dwelling	349,513.43	348,555.52	0.00						
4001129159	8-Oct-07	Murray	UT	SF Unattached Dwelling	210,400.00	210,015.33	0.00						
4001119653	8-Oct-07	Redwood City	CA	SF Unattached Dwelling	715,807.28	714,897.13	0.00						
4001191197	5-Oct-07	Kalamazoo	MI	SF Unattached Dwelling	114,997.29	114,968.60	0.00						
4001118436	5-Oct-07	Kimball	MI	SF Unattached Dwelling	121,931.96	121,223.21	0.00						
4001136457	5-Oct-07	Savage	MN	PUD	158,381.50	158,189.41	0.00						
4001148180	4-Oct-07	Phoenix	AZ	PUD	172,000.00	172,000.00	0.00						
4001154092	4-Oct-07	Queen Creek	AZ	PUD	142,379.11	142,140.36	0.00						
4001150282	4-Oct-07	Atlanta	GA	Condo - High Facility	689,610.70	686,578.20	0.00						
4001223643	4-Oct-07	Covington	GA	SF Unattached Dwelling	162,400.00	161,855.32	0.00						
4001206722	4-Oct-07	Austell	GA	SF Unattached Dwelling	100,000.00	100,000.00	0.00						
4001014657	4-Oct-07	Canton	GA	PUD	560,000.00	560,000.00	0.00						
4001147662	4-Oct-07	San Clemente	CA	PUD	760,000.00	760,000.00	0.00						
4001188708	4-Oct-07	Mc Kinney	TX	Condo - Low Facility	103,949.91	103,426.45	0.00						
4001100889	4-Oct-07	Lewisburg	TN	SF Unattached Dwelling	0.00	0.00	0.00		0.00	14-Nov-07	97,488.90	20,840.89	20,840.89
4001175379	3-Oct-07	San Bernardino	CA	SF Unattached Dwelling	244,000.00	244,000.00	0.00						
4001134019	3-Oct-07	Atlanta	GA	SF Unattached Dwelling	162,500.00	162,485.00	0.00						
4001122999	3-Oct-07	Montgomery	AL	SF Unattached Dwelling	83,425.39	82,633.96	0.00						
4001163981	3-Oct-07	Southfield	MI	SF Unattached Dwelling	224,000.00	223,560.08	0.00						
4001173515	2-Oct-07	Brandywine	MD	SF Unattached Dwelling	554,910.90	553,978.19	0.00						
4001162201	1-Oct-07	Linden	MI	Condo - Low Facility	171,955.49	171,484.19	0.00						
4001257524	1-Oct-07	EI Mirage	AZ	SF Unattached Dwelling	167,200.00	167,200.00	0.00						
4001140907	1-Oct-07	Las Vegas	NV	SF Unattached Dwelling	303,957.05	303,465.97	0.00						
4001169339	28-Sep-07	San Bernardino	CA	SF Unattached Dwelling	201,600.00	201,305.35	0.00						
4001188381	28-Sep-07	Lakeville	MN	SF Unattached Dwelling	556,000.00	556,000.00	0.00						
4001151175	28-Sep-07	Adrian	MI	SF Unattached Dwelling	71,805.47	71,320.25	0.00						
4001149508	28-Sep-07	Scotts	MI	SF Unattached Dwelling	303,680.26	302,006.18	0.00						
4001147792	26-Sep-07	Bolivar	TN	SF Unattached Dwelling	27,793.42	27,723.64	0.00						



**First Franklin Mortgage Loan Trust
Mortgage Loan Asset-Backed Certificates
Series 2007-FF2**

***Distribution Date: 26-Dec-07
Historical Collateral Level REO Report
Total (ALL Loans)***

Disclosure Control #	REO Date	City	State	Property Type	Actual Balance	Scheduled Balance	Recent Appraisal Value	Appraisal Date	Appraisal Reduction Amount	Date Liquidated	Liquidation Proceeds	Liquidation Expenses	Realized Loss
4001201573	24-Sep-07	Saint Clair Shores	MI	SF Unattached Dwelling	145,927.43	145,169.54	0.00						
4001185129	24-Sep-07	Cadillac	MI	SF Unattached Dwelling	82,989.49	82,880.47	0.00						
4001185052	21-Sep-07	Detroit	MI	SF Unattached Dwelling	99,932.22	99,229.21	0.00						
4001036918	21-Sep-07	Dorr	MI	SF Unattached Dwelling	186,981.15	186,881.88	0.00						
4001072095	20-Sep-07	Detroit	MI	SF Unattached Dwelling	109,948.45	109,651.26	0.00						
4001158978	20-Sep-07	Woodbridge	VA	PUD	286,363.20	286,002.30	0.00						
4001144787	17-Sep-07	Chaska	MN	SF Unattached Dwelling	253,897.97	252,827.48	0.00						
4001182671	17-Sep-07	Chanhassen	MN	SF Unattached Dwelling	1,199,920.00	1,199,920.00	0.00						
4001181085	14-Sep-07	Minneapolis	MN	SF Unattached Dwelling	140,000.00	138,832.20	0.00						
4001200858	10-Sep-07	Lusby	MD	SF Unattached Dwelling	257,980.73	257,779.58	0.00						
4001190750	5-Sep-07	Fresno	CA	SF Unattached Dwelling	447,300.00	446,870.53	0.00						
4001208932	5-Sep-07	Houston	TX	PUD	249,884.60	248,677.45	0.00						
4001082414	5-Sep-07	Griffin	GA	SF Unattached Dwelling	110,125.00	109,232.12	0.00						
4001160034	5-Sep-07	Phoenix	AZ	SF Unattached Dwelling	212,000.00	212,000.00	0.00						
4001132210	5-Sep-07	Bethlehem	GA	SF Unattached Dwelling	171,503.04	170,206.98	0.00						
4001124931	5-Sep-07	Covington	GA	SF Unattached Dwelling	178,911.03	177,884.83	0.00						
4001188777	4-Sep-07	Blaine	MN	SF Unattached Dwelling	300,000.00	299,688.84	0.00						
4001100370	4-Sep-07	Saginaw	MI	SF Unattached Dwelling	49,971.82	49,678.32	0.00						
4001148041	28-Aug-07	Beltsville	MD	PUD	499,944.87	499,312.49	0.00						
4001198623	24-Aug-07	Indian Head	MD	Condo - Low Facility	294,860.64	294,452.58	0.00						
4001131276	23-Aug-07	Jackson	MI	SF Unattached Dwelling	148,800.00	148,800.00	0.00						
4001180035	23-Aug-07	Bakersfield	CA	PUD	652,000.00	646,822.76	0.00						
4001175604	22-Aug-07	Silver Spring	MD	SF Unattached Dwelling	436,760.31	436,346.96	0.00						
4001152175	22-Aug-07	Sunnyvale	CA	Multifamily	652,000.00	652,000.00	0.00						
4001189327	21-Aug-07	Lancaster	CA	SF Unattached Dwelling	280,000.00	280,000.00	0.00						
4001190469	21-Aug-07	Las Vegas	NV	PUD	516,000.00	515,056.81	0.00						
4001167687	20-Aug-07	Surprise	AZ	SF Unattached Dwelling	420,000.00	420,000.00	0.00						
4001142484	17-Aug-07	Simi Valley	CA	PUD	484,000.00	483,380.44	0.00						
4001139685	17-Aug-07	Prior Lake	MN	SF Unattached Dwelling	452,700.00	452,700.00	0.00						



**First Franklin Mortgage Loan Trust
Mortgage Loan Asset-Backed Certificates
Series 2007-FF2**

Distribution Date: 26-Dec-07
Historical Collateral Level REO Report
Total (ALL Loans)

Disclosure Control #	REO Date	City	State	Property Type	Actual Balance	Scheduled Balance	Recent Appraisal Value	Appraisal Date	Appraisal Reduction Amount	Date Liquidated	Liquidation Proceeds	Liquidation Expenses	Realized Loss
4001172131	17-Aug-07	Salinas	CA	SF Unattached Dwelling	440,000.00	439,380.85	0.00						
4001168383	16-Aug-07	Tustin	CA	SF Unattached Dwelling	524,000.00	524,000.00	0.00						
4001181465	16-Aug-07	Bakersfield	CA	SF Unattached Dwelling	308,000.00	307,620.50	0.00						
4001173155	16-Aug-07	Merced	CA	SF Unattached Dwelling	260,000.00	259,697.45	0.00						
4001201554	15-Aug-07	Henderson	NV	PUD	344,000.00	343,515.88	0.00						
4001157405	15-Aug-07	Rogers	AR	SF Unattached Dwelling	283,958.34	283,526.91	0.00						
4001100167	8-Aug-07	Houston	TX	SF Unattached Dwelling	467,350.46	463,622.57	0.00						
4001094545	8-Aug-07	Marietta	GA	SF Unattached Dwelling	800,000.00	800,000.00	0.00						
4001178300	3-Aug-07	Knoxville	TN	SF Unattached Dwelling	92,657.15	92,005.28	0.00						
4001142646	3-Aug-07	Hemet	CA	SF Unattached Dwelling	246,400.00	246,400.00	0.00						
4001194173	1-Aug-07	Ofallon	MO	SF Unattached Dwelling	234,720.00	233,987.38	0.00						
4001200100	27-Jul-07	Detroit	MI	SF Unattached Dwelling	65,596.13	65,555.66	0.00						
4001190773	26-Jul-07	Redford	MI	SF Unattached Dwelling	95,991.28	95,900.47	0.00						
4001184784	23-Jul-07	Ramsey	MN	SF Unattached Dwelling	600,000.00	600,000.00	0.00						
4001160914	23-Jul-07	Taylor	MI	SF Unattached Dwelling	63,994.18	63,933.57	0.00						
4001165448	19-Jul-07	Dearborn Heights	MI	SF Unattached Dwelling	295,793.18	293,649.58	0.00						
4001165283	11-Jun-07	Saint Louis	MO	SF Unattached Dwelling	92,000.00	91,637.99	0.00						
4001177391	6-Jun-07	Mansfield	TX	PUD	456,000.00	451,847.44	0.00						
4001189178	4-Jun-07	Warren	MI	SF Unattached Dwelling	162,500.00	161,932.16	0.00						
4001175972	31-May-07	New Boston	MI	SF Unattached Dwelling	142,800.00	142,800.00	0.00						
4001185453	30-May-07	Saint Louis	MO	SF Unattached Dwelling	124,950.00	124,679.00	0.00						
Total					66,271,418.20	66,156,147.85	0.00		0.00		97,488.90	20,840.89	20,840.89



**First Franklin Mortgage Loan Trust
Mortgage Loan Asset-Backed Certificates
Series 2007-FF2**

***Distribution Date: 26-Dec-07
Historical Collateral Level REO Report
Group 1 Fixed***

Disclosure Control #	REO Date	City	State	Property Type	Actual Balance	Scheduled Balance	Recent Appraisal Value	Appraisal Date	Appraisal Reduction Amount	Date Liquidated	Liquidation Proceeds	Liquidation Expenses	Realized Loss
4001097794	29-Nov-07	Lemon Grove	CA	PUD	411,827.53	411,228.00	0.00						
4001151770	26-Nov-07	Taylor	MI	SF Unattached Dwelling	106,104.64	105,603.45	0.00						
4001187912	21-Nov-07	Alexandria	VA	Condo - Low Facility	208,000.00	207,642.66	0.00						
4001177098	21-Nov-07	Tracy	CA	SF Unattached Dwelling	352,000.00	352,000.00	0.00						
4001141393	19-Nov-07	Cathedral City	CA	SF Unattached Dwelling	292,000.00	292,000.00	0.00						
4001130886	19-Nov-07	Shrewsbury	MA	SF Unattached Dwelling	301,600.00	301,600.00	0.00						
4001199956	16-Nov-07	Fountain	CO	SF Unattached Dwelling	116,300.00	116,300.00	0.00						
4001214633	16-Nov-07	Plymouth	MN	SF Unattached Dwelling	219,839.97	218,182.88	0.00						
4001150626	16-Nov-07	Birmingham	AL	SF Unattached Dwelling	113,349.30	112,818.53	0.00						
4001184185	16-Nov-07	Otsego	MN	SF Unattached Dwelling	231,920.00	231,920.00	0.00						
4001167303	14-Nov-07	Fort Washington	MD	SF Unattached Dwelling	319,817.53	319,388.41	0.00						
4001206759	14-Nov-07	Bakersfield	CA	PUD	224,910.00	224,508.85	0.00						
4001142611	13-Nov-07	Las Vegas	NV	SF Unattached Dwelling	224,000.00	223,484.72	0.00						
4001172874	9-Nov-07	Bakersfield	CA	PUD	229,373.72	228,998.33	0.00						
4001169155	9-Nov-07	Fredericksburg	VA	PUD	232,000.00	231,026.25	0.00						
4001207263	8-Nov-07	Katy	TX	PUD	123,249.82	122,356.65	0.00						
4001114737	8-Nov-07	Conroe	TX	PUD	94,431.23	93,986.44	0.00						
4001136197	8-Nov-07	Houston	TX	PUD	116,153.76	115,525.19	0.00						
4001172588	8-Nov-07	Columbus	GA	SF Unattached Dwelling	78,605.53	78,403.05	0.00						
4001106385	8-Nov-07	Atlanta	GA	SF Unattached Dwelling	147,891.17	146,648.87	0.00						
4001185683	7-Nov-07	Minneapolis	MN	Multifamily	192,000.00	192,000.00	0.00						
4001166068	7-Nov-07	Eastpointe	MI	SF Unattached Dwelling	93,600.00	93,600.00	0.00						
4001197983	6-Nov-07	Puyallup	WA	SF Unattached Dwelling	284,935.70	284,635.12	0.00						
4001165823	5-Nov-07	Minneapolis	MN	SF Unattached Dwelling	320,000.00	320,000.00	0.00						
4001121412	5-Nov-07	Buffalo	MN	SF Unattached Dwelling	327,900.00	327,900.00	0.00						
4001135484	29-Oct-07	Fontana	CA	SF Unattached Dwelling	352,000.00	352,000.00	0.00						
4001199063	26-Oct-07	Anaheim	CA	Condo - Low Facility	328,000.00	328,000.00	0.00						
4001137488	22-Oct-07	Sacramento	CA	SF Unattached Dwelling	239,943.75	239,650.71	0.00						
4001208020	19-Oct-07	Jasper	AL	SF Unattached Dwelling	74,550.00	74,475.79	0.00						



**First Franklin Mortgage Loan Trust
Mortgage Loan Asset-Backed Certificates
Series 2007-FF2**

***Distribution Date: 26-Dec-07
Historical Collateral Level REO Report
Group 1 Fixed***

Disclosure Control #	REO Date	City	State	Property Type	Actual Balance	Scheduled Balance	Recent Appraisal Value	Appraisal Date	Appraisal Reduction Amount	Date Liquidated	Liquidation Proceeds	Liquidation Expenses	Realized Loss
4001184031	18-Oct-07	Santa Rosa	CA	SF Unattached Dwelling	347,200.00	346,780.27	0.00						
4001162546	18-Oct-07	Turlock	CA	SF Unattached Dwelling	375,949.82	375,429.57	0.00						
4001179580	18-Oct-07	Grand Rapids	MI	Multifamily	234,933.65	234,245.14	0.00						
4001184270	18-Oct-07	Temecula	CA	SF Unattached Dwelling	399,950.52	399,437.11	0.00						
4001162425	17-Oct-07	Henderson	NV	PUD	359,743.20	359,206.71	0.00						
4001156493	17-Oct-07	Taft	CA	SF Unattached Dwelling	137,571.27	137,275.08	0.00						
4001102299	17-Oct-07	Lancaster	CA	SF Unattached Dwelling	412,744.90	412,173.68	0.00						
4001152224	17-Oct-07	Layton	UT	SF Unattached Dwelling	399,200.00	399,200.00	0.00						
4001162937	15-Oct-07	Okemos	MI	SF Unattached Dwelling	174,921.04	174,101.91	0.00						
4001149792	15-Oct-07	Eaton Rapids	MI	SF Unattached Dwelling	124,875.25	124,288.96	0.00						
4001174906	12-Oct-07	Minneapolis	MN	Condo - Low Facility	248,000.00	248,000.00	0.00						
4001179486	11-Oct-07	Detroit	MI	SF Unattached Dwelling	87,982.61	87,821.57	0.00						
4001141421	9-Oct-07	Saint Paul	MN	SF Unattached Dwelling	349,513.43	348,555.52	0.00						
4001129159	8-Oct-07	Murray	UT	SF Unattached Dwelling	210,400.00	210,015.33	0.00						
4001136457	5-Oct-07	Savage	MN	PUD	158,381.50	158,189.41	0.00						
4001154092	4-Oct-07	Queen Creek	AZ	PUD	142,379.11	142,140.36	0.00						
4001206722	4-Oct-07	Austell	GA	SF Unattached Dwelling	100,000.00	100,000.00	0.00						
4001223643	4-Oct-07	Covington	GA	SF Unattached Dwelling	162,400.00	161,855.32	0.00						
4001122999	3-Oct-07	Montgomery	AL	SF Unattached Dwelling	83,425.39	82,633.96	0.00						
4001163981	3-Oct-07	Southfield	MI	SF Unattached Dwelling	224,000.00	223,560.08	0.00						
4001134019	3-Oct-07	Atlanta	GA	SF Unattached Dwelling	162,500.00	162,485.00	0.00						
4001257524	1-Oct-07	EI Mirage	AZ	SF Unattached Dwelling	167,200.00	167,200.00	0.00						
4001140907	1-Oct-07	Las Vegas	NV	SF Unattached Dwelling	303,957.05	303,465.97	0.00						
4001149508	28-Sep-07	Scotts	MI	SF Unattached Dwelling	303,680.26	302,006.18	0.00						
4001201573	24-Sep-07	Saint Clair Shores	MI	SF Unattached Dwelling	145,927.43	145,169.54	0.00						
4001158978	20-Sep-07	Woodbridge	VA	PUD	286,363.20	286,002.30	0.00						
4001181085	14-Sep-07	Minneapolis	MN	SF Unattached Dwelling	140,000.00	138,832.20	0.00						
4001200858	10-Sep-07	Lusby	MD	SF Unattached Dwelling	257,980.73	257,779.58	0.00						
4001082414	5-Sep-07	Griffin	GA	SF Unattached Dwelling	110,125.00	109,232.12	0.00						



First Franklin Mortgage Loan Trust
Mortgage Loan Asset-Backed Certificates
Series 2007-FF2

Distribution Date: 26-Dec-07
Historical Collateral Level REO Report
Group 1 Fixed

Disclosure Control #	REO Date	City	State	Property Type	Actual Balance	Scheduled Balance	Recent Appraisal Value	Appraisal Date	Appraisal Reduction Amount	Date Liquidated	Liquidation Proceeds	Liquidation Expenses	Realized Loss
4001132210	5-Sep-07	Bethlehem	GA	SF Unattached Dwelling	171,503.04	170,206.98	0.00						
4001124931	5-Sep-07	Covington	GA	SF Unattached Dwelling	178,911.03	177,884.83	0.00						
4001188777	4-Sep-07	Blaine	MN	SF Unattached Dwelling	300,000.00	299,688.84	0.00						
4001198623	24-Aug-07	Indian Head	MD	Condo - Low Facility	294,860.64	294,452.58	0.00						
4001181465	16-Aug-07	Bakersfield	CA	SF Unattached Dwelling	308,000.00	307,620.50	0.00						
4001201554	15-Aug-07	Henderson	NV	PUD	344,000.00	343,515.88	0.00						
4001178300	3-Aug-07	Knoxville	TN	SF Unattached Dwelling	92,657.15	92,005.28	0.00						
4001200100	27-Jul-07	Detroit	MI	SF Unattached Dwelling	65,596.13	65,555.66	0.00						
4001190773	26-Jul-07	Redford	MI	SF Unattached Dwelling	95,991.28	95,900.47	0.00						
4001165448	19-Jul-07	Dearborn Heights	MI	SF Unattached Dwelling	295,793.18	293,649.58	0.00						
4001189178	4-Jun-07	Warren	MI	SF Unattached Dwelling	162,500.00	161,932.16	0.00						
Total					15,277,421.46	15,245,379.53	0.00		0.00		0.00	0.00	0.00



**First Franklin Mortgage Loan Trust
Mortgage Loan Asset-Backed Certificates
Series 2007-FF2**

***Distribution Date: 26-Dec-07
Historical Collateral Level REO Report
Group 2 Fixed***

Disclosure Control #	REO Date	City	State	Property Type	Actual Balance	Scheduled Balance	Recent Appraisal Value	Appraisal Date	Appraisal Reduction Amount	Date Liquidated	Liquidation Proceeds	Liquidation Expenses	Realized Loss
4001164013	30-Nov-07	Glendale	AZ	PUD	399,614.17	396,450.93	0.00						
4001165434	30-Nov-07	Zimmerman	MN	SF Unattached Dwelling	255,959.51	255,540.60	0.00						
4001189912	30-Nov-07	Minneapolis	MN	SF Unattached Dwelling	181,739.13	181,489.36	0.00						
4001070037	30-Nov-07	Woodbridge	VA	SF Unattached Dwelling	456,892.64	456,516.38	0.00						
4001067448	30-Nov-07	Detroit	MI	SF Unattached Dwelling	91,724.30	91,078.30	0.00						
4001174836	28-Nov-07	Scottsdale	AZ	PUD	547,780.30	546,328.38	0.00						
4001166395	28-Nov-07	Fontana	CA	SF Unattached Dwelling	456,000.00	456,000.00	0.00						
4001209585	23-Nov-07	Roseville	CA	PUD	779,985.00	779,970.00	0.00						
4001188595	20-Nov-07	Pickerington	OH	SF Unattached Dwelling	340,713.84	338,753.31	0.00						
4001177182	19-Nov-07	Albert Lea	MN	SF Unattached Dwelling	68,978.45	68,755.19	0.00						
4001143211	16-Nov-07	Monterey	TN	SF Unattached Dwelling	67,865.17	67,501.62	0.00						
4001192010	15-Nov-07	Milton	WV	SF Unattached Dwelling	134,000.00	134,000.00	0.00						
4001173525	14-Nov-07	Temple Hills	MD	Condo - Low Facility	155,000.00	155,000.00	0.00						
4001072815	13-Nov-07	Providence	RI	Multifamily	189,910.22	188,216.35	0.00						
4001149394	12-Nov-07	Woodland Hills	CA	SF Unattached Dwelling	580,000.00	580,000.00	0.00						
4001158998	12-Nov-07	Glendale	CA	SF Unattached Dwelling	572,000.00	572,000.00	0.00						
4001191283	9-Nov-07	Sacramento	CA	SF Unattached Dwelling	195,169.70	194,856.12	0.00						
4001187866	9-Nov-07	Salinas	CA	SF Unattached Dwelling	555,925.79	555,156.43	0.00						
4001174087	9-Nov-07	Patterson	CA	SF Unattached Dwelling	488,655.00	488,655.00	0.00						
4001174951	9-Nov-07	Brownsville	TN	SF Unattached Dwelling	59,967.90	59,633.20	0.00						
4001120412	9-Nov-07	Vallejo	CA	SF Unattached Dwelling	434,910.88	434,445.77	0.00						
4001088455	9-Nov-07	Sacramento	CA	SF Unattached Dwelling	552,000.00	552,000.00	0.00						
4001169698	9-Nov-07	Woodbridge	VA	PUD	455,895.14	455,405.08	0.00						
4001179509	8-Nov-07	Gainesville	GA	SF Unattached Dwelling	939,882.00	939,326.56	0.00						
4001128001	8-Nov-07	Atlanta	GA	SF Unattached Dwelling	219,857.66	219,449.33	0.00						
4001108371	8-Nov-07	Odessa	TX	SF Unattached Dwelling	86,290.56	85,660.93	0.00						
4001143488	8-Nov-07	Houston	TX	SF Unattached Dwelling	50,400.00	50,082.30	0.00						
4001173197	8-Nov-07	Prattville	AL	SF Unattached Dwelling	65,470.40	65,160.57	0.00						
4001186353	8-Nov-07	Roanoke	TX	SF Unattached Dwelling	459,619.21	455,687.84	0.00						



**First Franklin Mortgage Loan Trust
Mortgage Loan Asset-Backed Certificates
Series 2007-FF2**

***Distribution Date: 26-Dec-07
Historical Collateral Level REO Report
Group 2 Fixed***

Disclosure Control #	REO Date	City	State	Property Type	Actual Balance	Scheduled Balance	Recent Appraisal Value	Appraisal Date	Appraisal Reduction Amount	Date Liquidated	Liquidation Proceeds	Liquidation Expenses	Realized Loss
4001173340	7-Nov-07	Las Vegas	NV	PUD	264,992.00	264,907.58	0.00						
4001157855	7-Nov-07	Miramar	FL	PUD	624,000.00	623,104.86	0.00						
4001159069	7-Nov-07	Las Vegas	NV	PUD	435,925.70	435,157.72	0.00						
4001200898	7-Nov-07	Blaine	MN	SF Unattached Dwelling	834,000.00	834,000.00	0.00						
4001189594	5-Nov-07	Tracy	CA	SF Unattached Dwelling	591,900.98	590,877.24	0.00						
4001142654	5-Nov-07	Wayzata	MN	SF Unattached Dwelling	774,876.71	774,231.16	0.00						
4001199707	5-Nov-07	Germantown	MD	PUD	619,422.00	619,422.00	0.00						
4001173272	1-Nov-07	Bowie	MD	SF Unattached Dwelling	549,926.51	549,155.08	0.00						
4001160900	1-Nov-07	Hyattsville	MD	SF Unattached Dwelling	208,000.00	207,575.40	0.00						
4001107390	1-Nov-07	Florissant	MO	SF Unattached Dwelling	91,062.86	90,351.08	0.00						
4001157043	31-Oct-07	Sandy	UT	SF Unattached Dwelling	485,000.00	485,000.00	0.00						
4001164756	30-Oct-07	Peoria	AZ	SF Unattached Dwelling	281,600.00	281,600.00	0.00						
4001130952	26-Oct-07	Carlsbad	CA	SF Unattached Dwelling	719,868.68	719,182.32	0.00						
4001171408	26-Oct-07	Aurora	CO	PUD	184,275.40	184,020.36	0.00						
4001176211	26-Oct-07	Pueblo	CO	SF Unattached Dwelling	54,997.14	54,971.45	0.00						
4001193383	26-Oct-07	Albuquerque	NM	SF Unattached Dwelling	142,886.50	142,745.95	0.00						
4001186415	26-Oct-07	Parker	CO	SF Unattached Dwelling	465,469.72	465,152.28	0.00						
4001177106	25-Oct-07	Stephens City	VA	SF Unattached Dwelling	207,939.55	207,312.58	0.00						
4001115137	25-Oct-07	Detroit	MI	SF Unattached Dwelling	55,969.33	55,663.18	0.00						
4001200831	24-Oct-07	Murrieta	CA	SF Unattached Dwelling	435,200.00	435,200.00	0.00						
4001201145	22-Oct-07	Chula Vista	CA	PUD	656,000.00	656,000.00	0.00						
4001076774	22-Oct-07	Brentwood	CA	SF Unattached Dwelling	1,119,117.84	1,114,562.19	0.00						
4001104119	22-Oct-07	El Dorado Hills	CA	SF Unattached Dwelling	859,742.37	859,742.37	0.00						
4001212366	19-Oct-07	Northville	MI	PUD	656,250.00	655,656.87	0.00						
4001161989	19-Oct-07	Jackson	TN	SF Unattached Dwelling	67,469.17	67,146.64	0.00						
4001183358	18-Oct-07	Riverside	CA	SF Unattached Dwelling	551,931.72	551,223.23	0.00						
4001136012	18-Oct-07	Soledad	CA	SF Unattached Dwelling	511,866.03	510,895.69	0.00						
4001183060	18-Oct-07	San Leandro	CA	PUD	619,894.34	618,802.25	0.00						
4001191288	18-Oct-07	Sanger	CA	SF Unattached Dwelling	466,321.98	465,515.41	0.00						



**First Franklin Mortgage Loan Trust
Mortgage Loan Asset-Backed Certificates
Series 2007-FF2**

***Distribution Date: 26-Dec-07
Historical Collateral Level REO Report
Group 2 Fixed***

Disclosure Control #	REO Date	City	State	Property Type	Actual Balance	Scheduled Balance	Recent Appraisal Value	Appraisal Date	Appraisal Reduction Amount	Date Liquidated	Liquidation Proceeds	Liquidation Expenses	Realized Loss
4001196679	18-Oct-07	Watsonville	CA	SF Unattached Dwelling	859,823.72	858,005.84	0.00						
4001179331	18-Oct-07	Hesperia	CA	SF Unattached Dwelling	245,600.00	245,600.00	0.00						
4001181674	18-Oct-07	Antioch	CA	SF Unattached Dwelling	535,200.00	535,200.00	0.00						
4001176241	18-Oct-07	Glendora	CA	SF Unattached Dwelling	418,474.36	418,206.07	0.00						
4001188670	17-Oct-07	Corona	CA	PUD	504,000.00	504,000.00	0.00						
4001172943	17-Oct-07	Lancaster	CA	SF Unattached Dwelling	448,000.00	448,000.00	0.00						
4001156643	16-Oct-07	Valencia	CA	PUD	958,184.80	955,968.14	0.00						
4001186764	16-Oct-07	Murrieta	CA	SF Unattached Dwelling	475,200.00	475,200.00	0.00						
4001178863	16-Oct-07	Sacramento	CA	SF Unattached Dwelling	279,947.65	279,407.13	0.00						
4001154886	15-Oct-07	Bowie	MD	SF Unattached Dwelling	719,486.69	713,618.19	0.00						
4001159694	15-Oct-07	Oakland	CA	SF Unattached Dwelling	960,000.00	960,000.00	0.00						
4001150962	15-Oct-07	Santa Ana	CA	SF Unattached Dwelling	440,000.00	440,000.00	0.00						
4001171934	12-Oct-07	Upland	CA	SF Unattached Dwelling	1,039,748.95	1,037,165.36	0.00						
4001147306	12-Oct-07	Irvine	CA	Condo - Low Facility	527,200.00	527,200.00	0.00						
4001152899	11-Oct-07	Ashburn	VA	PUD	574,658.76	570,739.82	0.00						
4001151566	11-Oct-07	Old Hickory	TN	SF Unattached Dwelling	96,792.03	96,708.90	0.00						
4001146185	11-Oct-07	El Sobrante	CA	SF Unattached Dwelling	855,200.00	855,200.00	0.00						
4001160234	11-Oct-07	Corona	CA	SF Unattached Dwelling	440,800.00	440,800.00	0.00						
4001119653	8-Oct-07	Redwood City	CA	SF Unattached Dwelling	715,807.28	714,897.13	0.00						
4001191197	5-Oct-07	Kalamazoo	MI	SF Unattached Dwelling	114,997.29	114,968.60	0.00						
4001118436	5-Oct-07	Kimball	MI	SF Unattached Dwelling	121,931.96	121,223.21	0.00						
4001150282	4-Oct-07	Atlanta	GA	Condo - High Facility	689,610.70	686,578.20	0.00						
4001014657	4-Oct-07	Canton	GA	PUD	560,000.00	560,000.00	0.00						
4001147662	4-Oct-07	San Clemente	CA	PUD	760,000.00	760,000.00	0.00						
4001188708	4-Oct-07	Mc Kinney	TX	Condo - Low Facility	103,949.91	103,426.45	0.00						
4001100889	4-Oct-07	Lewisburg	TN	SF Unattached Dwelling	0.00	0.00	0.00		0.00	14-Nov-07	97,488.90	20,840.89	20,840.89
4001148180	4-Oct-07	Phoenix	AZ	PUD	172,000.00	172,000.00	0.00						
4001175379	3-Oct-07	San Bernardino	CA	SF Unattached Dwelling	244,000.00	244,000.00	0.00						
4001173515	2-Oct-07	Brandywine	MD	SF Unattached Dwelling	554,910.90	553,978.19	0.00						



**First Franklin Mortgage Loan Trust
Mortgage Loan Asset-Backed Certificates
Series 2007-FF2**

Distribution Date: 26-Dec-07
Historical Collateral Level REO Report
Group 2 Fixed

Disclosure Control #	REO Date	City	State	Property Type	Actual Balance	Scheduled Balance	Recent Appraisal Value	Appraisal Date	Appraisal Reduction Amount	Date Liquidated	Liquidation Proceeds	Liquidation Expenses	Realized Loss
4001162201	1-Oct-07	Linden	MI	Condo - Low Facility	171,955.49	171,484.19	0.00						
4001169339	28-Sep-07	San Bernardino	CA	SF Unattached Dwelling	201,600.00	201,305.35	0.00						
4001151175	28-Sep-07	Adrian	MI	SF Unattached Dwelling	71,805.47	71,320.25	0.00						
4001188381	28-Sep-07	Lakeville	MN	SF Unattached Dwelling	556,000.00	556,000.00	0.00						
4001147792	26-Sep-07	Bolivar	TN	SF Unattached Dwelling	27,793.42	27,723.64	0.00						
4001185129	24-Sep-07	Cadillac	MI	SF Unattached Dwelling	82,989.49	82,880.47	0.00						
4001185052	21-Sep-07	Detroit	MI	SF Unattached Dwelling	99,932.22	99,229.21	0.00						
4001036918	21-Sep-07	Dorr	MI	SF Unattached Dwelling	186,981.15	186,881.88	0.00						
4001072095	20-Sep-07	Detroit	MI	SF Unattached Dwelling	109,948.45	109,651.26	0.00						
4001182671	17-Sep-07	Chanhassen	MN	SF Unattached Dwelling	1,199,920.00	1,199,920.00	0.00						
4001144787	17-Sep-07	Chaska	MN	SF Unattached Dwelling	253,897.97	252,827.48	0.00						
4001208932	5-Sep-07	Houston	TX	PUD	249,884.60	248,677.45	0.00						
4001190750	5-Sep-07	Fresno	CA	SF Unattached Dwelling	447,300.00	446,870.53	0.00						
4001160034	5-Sep-07	Phoenix	AZ	SF Unattached Dwelling	212,000.00	212,000.00	0.00						
4001100370	4-Sep-07	Saginaw	MI	SF Unattached Dwelling	49,971.82	49,678.32	0.00						
4001148041	28-Aug-07	Beltsville	MD	PUD	499,944.87	499,312.49	0.00						
4001131276	23-Aug-07	Jackson	MI	SF Unattached Dwelling	148,800.00	148,800.00	0.00						
4001180035	23-Aug-07	Bakersfield	CA	PUD	652,000.00	646,822.76	0.00						
4001175604	22-Aug-07	Silver Spring	MD	SF Unattached Dwelling	436,760.31	436,346.96	0.00						
4001152175	22-Aug-07	Sunnyvale	CA	Multifamily	652,000.00	652,000.00	0.00						
4001189327	21-Aug-07	Lancaster	CA	SF Unattached Dwelling	280,000.00	280,000.00	0.00						
4001190469	21-Aug-07	Las Vegas	NV	PUD	516,000.00	515,056.81	0.00						
4001167687	20-Aug-07	Surprise	AZ	SF Unattached Dwelling	420,000.00	420,000.00	0.00						
4001142484	17-Aug-07	Simi Valley	CA	PUD	484,000.00	483,380.44	0.00						
4001139685	17-Aug-07	Prior Lake	MN	SF Unattached Dwelling	452,700.00	452,700.00	0.00						
4001172131	17-Aug-07	Salinas	CA	SF Unattached Dwelling	440,000.00	439,380.85	0.00						
4001168383	16-Aug-07	Tustin	CA	SF Unattached Dwelling	524,000.00	524,000.00	0.00						
4001173155	16-Aug-07	Merced	CA	SF Unattached Dwelling	260,000.00	259,697.45	0.00						
4001157405	15-Aug-07	Rogers	AR	SF Unattached Dwelling	283,958.34	283,526.91	0.00						



First Franklin Mortgage Loan Trust
Mortgage Loan Asset-Backed Certificates
Series 2007-FF2

Distribution Date: 26-Dec-07
Historical Collateral Level REO Report
Group 2 Fixed

Disclosure Control #	REO Date	City	State	Property Type	Actual Balance	Scheduled Balance	Recent Appraisal Value	Appraisal Date	Appraisal Reduction Amount	Date Liquidated	Liquidation Proceeds	Liquidation Expenses	Realized Loss
4001094545	8-Aug-07	Marietta	GA	SF Unattached Dwelling	800,000.00	800,000.00	0.00						
4001100167	8-Aug-07	Houston	TX	SF Unattached Dwelling	467,350.46	463,622.57	0.00						
4001142646	3-Aug-07	Hemet	CA	SF Unattached Dwelling	246,400.00	246,400.00	0.00						
4001194173	1-Aug-07	Ofallon	MO	SF Unattached Dwelling	234,720.00	233,987.38	0.00						
4001184784	23-Jul-07	Ramsey	MN	SF Unattached Dwelling	600,000.00	600,000.00	0.00						
4001160914	23-Jul-07	Taylor	MI	SF Unattached Dwelling	63,994.18	63,933.57	0.00						
4001165283	11-Jun-07	Saint Louis	MO	SF Unattached Dwelling	92,000.00	91,637.99	0.00						
4001177391	6-Jun-07	Mansfield	TX	PUD	456,000.00	451,847.44	0.00						
4001175972	31-May-07	New Boston	MI	SF Unattached Dwelling	142,800.00	142,800.00	0.00						
4001185453	30-May-07	Saint Louis	MO	SF Unattached Dwelling	124,950.00	124,679.00	0.00						
Total					50,993,996.74	50,910,768.32	0.00		0.00		97,488.90	20,840.89	20,840.89