



**Bear Stearns Asset Backed Securities I Trust
Asset-Backed Certificates
Series 2007-HE4**

Distribution Date: 25-Oct-07

ABN AMRO Acct : 724700.1

Payment Date: 25-Oct-07
Prior Payment: 25-Sep-07
Next Payment: 26-Nov-07
Record Date: 24-Oct-07

Distribution Count: 6

Closing Date: 30-Apr-07
First Pay. Date: 1-Jun-07
Rated Final Payment Date: 25-May-37
Determination Date: 15-Oct-07

Delinq Method: OTS

Outside Parties To The Transaction

Issuer: Bear Stearns & Co. Inc.
Depositor: Bear Stearns Asset Backed Securities, Inc.
Underwriter: Bear Stearns Asset Backed Securities, Inc.
Master Servicer: EMC Mortgage Corporation
Rating Agency: Standard & Poor's/Moody's Investors Service, Inc./Fitch Ratings

Contact Information:

Analyst: Joe Ramirez 714.259.6201
Joseph.Ramirez@abnamro.com
Administrator: Mason Arion 312.992.2835
mason.arion@abnamro.com
LaSalle Website: www.etrustee.net

Effective October 1, 2007, Bank of America Corporation, parent corporation of Bank of America, N.A. ("Bank of America") and Banc of America Securities LLC ("BAS"), has acquired ABN AMRO North America Holding Company, parent company of LaSalle Bank Corporation and LaSalle Bank National Association ("LaSalle"), from ABN AMRO Bank N.V. (the "Acquisition").



**Bear Stearns Asset Backed Securities I Trust
Asset-Backed Certificates
Series 2007-HE4**

Table of Contents

<i>Content:</i>	<i>Pages</i>
Statement to Certificate Holders	3
Statement to Certificate Holders (Factors)	4
Pool/Non-Pool Funds Cash Reconciliation	5
Cash Reconciliation Summary	6-7
Pool Detail and Performance Indicators	8-10
Bond Interest Reconciliation Part I	11
Bond Interest Reconciliation Part II	12
Bond Principal Reconciliation	13
Rating Information	14
End of Month Balance Reporting	15-16
15 Month Loan Status Summary Part I	17-27
15 Month Loan Status Summary Part II	28-38
15 Month Historical Payoff Summary	39-43
Prepayment Summary	44
Mortgage Loan Characteristics Part I	45
Mortgage Loan Characteristics Part II	46-48
Geographic Concentration	49
Current Period Realized Loss Detail	50
Historical Realized Loss Summary	51-53
Realized Loss Summary	54
Material Breaches Detail	55
Modified Loan Detail (Historical)	56
Historical Collateral Level REO Report	57-59
Substitution Detail History	60
Substitution Detail History Summary	61
Material Changes	62



**Bear Stearns Asset Backed Securities I Trust
Asset-Backed Certificates
Series 2007-HE4**

**Distribution Date: 25-Oct-07
BOND PAYMENT**

Class	CUSIP	Original Face Value ⁽¹⁾	Beginning Certificate Balance	Principal Payment	Principal Adjustment or Loss	Deferred Interest	Ending Certificate Balance	Interest Payment ⁽²⁾	Interest Adjustment	Pass-Through Rate
I-A-1	07386RAA7	235,071,000.00	206,048,870.10	4,445,239.17	0.00	0.00	201,603,630.92	901,678.44	0.00	5.2512500000%
I-A-2	07386RAB5	92,309,000.00	92,309,000.00	0.00	0.00	0.00	92,309,000.00	409,332.72	0.00	5.3212500000%
I-A-3	07386RAC3	63,813,000.00	63,813,000.00	0.00	0.00	0.00	63,813,000.00	286,693.20	0.00	5.3912500000%
I-A-4	07386RAD1	39,919,000.00	39,919,000.00	0.00	0.00	0.00	39,919,000.00	182,338.35	0.00	5.4812500000%
II-A	07386RAE9	210,625,000.00	195,921,856.89	2,322,735.90	0.00	0.00	193,599,120.99	873,689.03	0.00	5.3512500000%
M-1	07386RAF6	53,007,000.00	53,007,000.00	0.00	0.00	0.00	53,007,000.00	246,537.77	0.00	5.5812500000%
M-2	07386RAG4	41,711,000.00	41,711,000.00	0.00	0.00	0.00	41,711,000.00	195,389.97	0.00	5.6212500000%
M-3	07386RAH2	13,469,000.00	13,469,000.00	0.00	0.00	0.00	13,469,000.00	64,889.71	0.00	5.7812500000%
M-4	07386RAJ8	13,469,000.00	13,469,000.00	0.00	0.00	0.00	13,469,000.00	69,940.59	0.00	6.2312500000%
M-5	07386RAK5	14,338,000.00	14,338,000.00	0.00	0.00	0.00	14,338,000.00	79,232.39	0.00	6.6312500000%
M-6	07386RAL3	6,517,000.00	6,517,000.00	0.00	0.00	0.00	6,517,000.00	38,728.63	0.00	7.1312500000%
M-7	07386RAM1	13,035,000.00	13,035,000.00	0.00	0.00	0.00	13,035,000.00	80,178.83	0.00	7.3812500000%
M-8	07386RAN9	9,993,000.00	9,993,000.00	0.00	0.00	0.00	9,993,000.00	61,467.36	0.00	7.3812500000%
M-9	07386RAP4	14,338,000.00	14,338,000.00	0.00	0.00	0.00	14,338,000.00	88,193.64	0.00	7.3812500000%
CE	07386RAV1	868,973,311.13 N	825,247,772.46	0.00	0.00	0.00	818,479,797.37	1,413,752.06	53,383.80	N/A
P	07386RAU3	100.00	100.00	0.00	0.00	0.00	100.00	56,105.51	56,105.51	N/A
R-1	07386RAQ2	0.00	0.00	0.00	0.00	0.00	0.00	0.00	0.00	N/A
R-2	07386RAR0	0.00	0.00	0.00	0.00	0.00	0.00	0.00	0.00	N/A
R-3	07386RAS8	0.00	0.00	0.00	0.00	0.00	0.00	0.00	0.00	N/A
RX	07386RAT6	0.00	0.00	0.00	0.00	0.00	0.00	0.00	0.00	N/A
Total		821,614,100.00	777,888,826.99	6,767,975.07	0.00	0.00	771,120,851.86	5,048,148.20	109,489.31	
								Total P&I Payment	11,816,123.27	

⁽¹⁾ N denotes notional balance not included in total ⁽²⁾ Accrued Interest plus/minus Interest Adjustment minus Deferred Interest equals Interest Payment



**Bear Stearns Asset Backed Securities I Trust
Asset-Backed Certificates
Series 2007-HE4**

**Distribution Date: 25-Oct-07
Statement to Certificate Holders (FACTORS)
BOND PAYMENT**

Class	CUSIP	Original Face Value	Beginning Certificate Balance *	Principal Payment *	Principal Adjustment or Loss	Deferred Interest *	Ending Certificate Balance *	Interest Payment *	Interest Adjustment*	Next Rate **
I-A-1	07386RAA7	235,071,000.00	876.538875894	18.910198068	0.000000000	0.000000000	857.628677806	3.835770640	0.000000000	4.992500000%
I-A-2	07386RAB5	92,309,000.00	1000.000000000	0.000000000	0.000000000	0.000000000	999.999999950	4.434374980	0.000000000	5.062500000%
I-A-3	07386RAC3	63,813,000.00	1000.000000000	0.000000000	0.000000000	0.000000000	999.999999928	4.492708382	0.000000000	5.132500000%
I-A-4	07386RAD1	39,919,000.00	1000.000000000	0.000000000	0.000000000	0.000000000	999.999999886	4.567708359	0.000000000	5.222500000%
II-A	07386RAE9	210,625,000.00	930.192792356	11.027826231	0.000000000	0.000000000	919.164966122	4.148078481	0.000000000	5.092500000%
M-1	07386RAF6	53,007,000.00	1000.000000000	0.000000000	0.000000000	0.000000000	999.999999929	4.651041749	0.000000000	5.322500000%
M-2	07386RAG4	41,711,000.00	1000.000000000	0.000000000	0.000000000	0.000000000	999.999999909	4.684375105	0.000000000	5.362500000%
M-3	07386RAH2	13,469,000.00	1000.000000000	0.000000000	0.000000000	0.000000000	999.999999719	4.817708070	0.000000000	5.522500000%
M-4	07386RAJ8	13,469,000.00	1000.000000000	0.000000000	0.000000000	0.000000000	999.999999719	5.192708442	0.000000000	5.972500000%
M-5	07386RAK5	14,338,000.00	1000.000000000	0.000000000	0.000000000	0.000000000	999.999999736	5.526041986	0.000000000	6.372500000%
M-6	07386RAL3	6,517,000.00	1000.000000000	0.000000000	0.000000000	0.000000000	999.999999420	5.942708301	0.000000000	6.872500000%
M-7	07386RAM1	13,035,000.00	1000.000000000	0.000000000	0.000000000	0.000000000	999.999999710	6.151041811	0.000000000	7.122500000%
M-8	07386RAN9	9,993,000.00	1000.000000000	0.000000000	0.000000000	0.000000000	999.999999622	6.151041729	0.000000000	7.122500000%
M-9	07386RAP4	14,338,000.00	1000.000000000	0.000000000	0.000000000	0.000000000	999.999999736	6.151041986	0.000000000	7.122500000%
CE	07386RAV1	868,973,311.13 N	949.681379037	0.000000000	0.000000000	0.000000000	941.892906130	1.626922302	0.061433187	N/A
P	07386RAU3	100.00	1000.000000000	0.000000000	0.000000000	0.000000000	1000.000000000	561055.100000000	561055.100000000	N/A
R-1	07386RAQ2	0.00	0.000000000	0.000000000	0.000000000	0.000000000	0.000000000	0.000000000	0.000000000	N/A
R-2	07386RAR0	0.00	0.000000000	0.000000000	0.000000000	0.000000000	0.000000000	0.000000000	0.000000000	N/A
R-3	07386RAS8	0.00	0.000000000	0.000000000	0.000000000	0.000000000	0.000000000	0.000000000	0.000000000	N/A
RX	07386RAT6	0.00	0.000000000	0.000000000	0.000000000	0.000000000	0.000000000	0.000000000	0.000000000	N/A

* Per \$1,000 of Original Face Value ** Estimated



**Bear Stearns Asset Backed Securities I Trust
Asset-Backed Certificates
Series 2007-HE4**

***Distribution Date: 25-Oct-07
Cash Reconciliation Summary***

Pool Source of Funds		Non-Pool Source of Funds	
Interest Summary		Reserve Fund	
Interest Summary	Principal Summary	Beginning Balance	5,000.00
Scheduled Interest	Scheduled Prin Distribution	Withdrawal from Trust	0.00
Fees	Curtailments	Reimbursement from Waterfall	0.00
Remittance Interest	Prepayments in Full	Ending Balance	5,000.00
Other Interest Proceeds/Shortfalls	Liquidation Proceeds		
Prepayment Penalties	Repurchase Proceeds	Swap Agreement	
Other Interest Loss	Other Principal Proceeds	Net Swap payment payable to the Swap	
Other Interest Proceeds	Remittance Principal	Administrator	53,383.81
Non-advancing Interest		Net Swap payment payable to the Swap	0.00
Net PPIS/Relief Act Shortfall		Provider	
Modification Shortfall		Swap Termination payment payable to the Swap	
Other Interest Proceeds/Shortfalls		Administrator	0.00
Interest Adjusted		Swap Termination payment payable to the Swap	0.00
Fee Summary		Provider	
Total Servicing Fees			
Total Trustee Fees			
LPMI Fees			
Credit Manager's Fees			
Misc. Fees / Trust Expense			
Insurance Premium			
Total Fees			
Advances (Principal & Interest)		P&I Due Certificate Holders	
Prior Month's Outstanding Advances	3,048,456.80	<u>11,816,123.28</u>	
Current Advances	N/A		
Reimbursement of Prior Advances	N/A		
Outstanding Advances	4,224,484.64		

P&I Advances as of the end of the Due Period do not reflect the amount of advances remitted by the Servicer on the Servicer Remittance Date due to additional proceeds received between the end of the Due Period and the Servicer Remittance Date and netted from the P&I Advances stated as of the end of the Due Period.



Bear Stearns Asset Backed Securities I Trust
Asset-Backed Certificates
Series 2007-HE4

Distribution Date: 25-Oct-07
Cash Reconciliation Summary Group I Loans

	Fixed 1st Lien	Fixed 2nd Lien	ARM 228 1st Lien	ARM 327 1st Lien	Total
Interest Summary					
Scheduled Interest	744,229.20	149,701.27	2,412,755.02	552,065.63	3,858,751.12
Fees	47,843.70	6,252.03	141,639.32	35,408.80	231,143.85
Remittance Interest	696,385.50	143,449.24	2,271,115.70	516,656.83	3,627,607.27
Other Interest Proceeds/Shortfalls					
Prepayment Penalties	3,570.60	0.00	26,884.92	896.33	31,351.85
Other Interest Loss	(22.00)	0.00	(2,156.76)	(34.00)	(2,212.76)
Other Interest Proceeds	0.00	5,974.16	0.00	0.00	5,974.16
Non-advancing Interest	0.00	(15,794.46)	0.00	0.00	(15,794.46)
Net PPIS/Relief Act Shortfall	0.00	0.00	0.00	0.00	0.00
Modification Shortfall	0.00	0.00	0.00	0.00	0.00
Other Interest Proceeds/Shortfalls	3,548.60	(9,820.30)	24,728.16	862.33	19,318.79
Interest Adjusted	699,934.10	133,628.94	2,295,843.86	517,519.16	3,646,926.06
Principal Summary					
Scheduled Principal Distribution	65,743.21	4,575.71	110,317.37	28,216.21	208,852.50
Curtailments	4,959.86	1,452.84	17,361.07	3,387.21	27,160.98
Prepayments in Full	410,800.70	180,523.87	2,326,198.23	234,130.87	3,151,653.67
Liquidation Proceeds	0.00	(21,874.59)	0.00	0.00	(21,874.59)
Repurchase Proceeds	0.00	105,063.56	496,339.50	183,527.75	784,930.81
Other Principal Proceeds	0.00	0.00	0.00	0.00	0.00
Less Mod Losses	0.00	0.00	0.00	0.00	0.00
Remittance Principal	481,503.77	269,741.39	2,950,216.17	449,262.04	4,150,723.37
Fee Summary					
Total Servicing Fees	47,843.70	6,252.03	141,639.32	35,408.80	231,143.85
Total Trustee Fees	0.00	0.00	0.00	0.00	0.00
LPMI Fees	0.00	0.00	0.00	0.00	0.00
Misc. Fees	0.00	0.00	0.00	0.00	0.00
Total Fees	47,843.70	6,252.03	141,639.32	35,408.80	231,143.85
Beginning Principal Balance	114,824,670.92	15,005,006.95	339,934,448.36	84,980,920.97	554,745,047.20
Ending Principal Balance	114,343,166.68	14,286,858.98	336,984,232.26	84,531,658.96	550,145,916.88
Advances (Principal & Interest)					
Prior Month's Outstanding Advances	331,902.26	132,109.35	1,507,772.45	270,365.96	2,242,150.02
Current Advances	N/A	N/A	N/A	N/A	N/A
Reimbursement of Prior Advances	N/A	N/A	N/A	N/A	N/A
Outstanding Advances	440,109.26	178,402.27	2,127,387.73	360,098.64	3,105,997.90



**Bear Stearns Asset Backed Securities I Trust
Asset-Backed Certificates
Series 2007-HE4**

Distribution Date: 25-Oct-07
Cash Reconciliation Summary Group II Loans

	Fixed 1st Lien	Fixed 2nd Lien	ARM 228 1st Lien	ARM 327 1st Lien	Total
Interest Summary					
Scheduled Interest	457,022.00	62,666.45	1,235,939.39	128,960.75	1,884,588.59
Fees	29,198.54	2,733.46	72,950.06	7,827.38	112,709.44
Remittance Interest	427,823.46	59,932.99	1,162,989.33	121,133.37	1,771,879.15
Other Interest Proceeds/Shortfalls					
Prepayment Penalties	12,168.24	0.00	9,815.24	2,770.18	24,753.66
Other Interest Loss	0.00	(420.00)	0.00	0.00	(420.00)
Other Interest Proceeds	0.00	3,024.68	1,526.69	0.00	4,551.37
Non-advancing Interest	0.00	(4,519.01)	0.00	0.00	(4,519.01)
Net PPIS/Relief Act Shortfall	0.00	0.00	0.00	0.00	0.00
Modification Shortfall	0.00	0.00	0.00	0.00	0.00
Other Interest Proceeds/Shortfalls	12,168.24	(1,914.33)	11,341.93	2,770.18	24,366.02
Interest Adjusted	439,991.70	58,018.66	1,174,331.26	123,903.55	1,796,245.17
Principal Summary					
Scheduled Principal Distribution	42,571.66	2,749.08	65,143.41	7,562.59	118,026.74
Curtailments	10,528.26	300.39	7,927.48	412.10	19,168.23
Prepayments in Full	893,853.64	0.00	975,387.54	116,453.24	1,985,694.42
Liquidation Proceeds	0.00	0.00	0.00	0.00	0.00
Repurchase Proceeds	0.00	45,955.48	0.00	0.00	45,955.48
Other Principal Proceeds	0.00	0.00	0.00	0.00	0.00
Less Mod Losses	0.00	0.00	0.00	0.00	0.00
Remittance Principal	946,953.56	49,004.95	1,048,458.43	124,427.93	2,168,844.87
Fee Summary					
Total Servicing Fees	29,198.54	2,733.46	72,950.06	7,827.38	112,709.44
Total Trustee Fees	0.00	0.00	0.00	0.00	0.00
LPMI Fees	0.00	0.00	0.00	0.00	0.00
Misc. Fees	0.00	0.00	0.00	0.00	0.00
Total Fees	29,198.54	2,733.46	72,950.06	7,827.38	112,709.44
Beginning Principal Balance	70,076,649.06	6,560,215.89	175,080,066.59	18,785,793.72	270,502,725.26
Ending Principal Balance	69,129,695.52	6,511,210.97	174,031,608.19	18,661,365.81	268,333,880.49
Advances (Principal & Interest)					
Prior Month's Outstanding Advances	100,452.29	38,532.48	588,249.88	79,072.13	806,306.78
Current Advances	N/A	N/A	N/A	N/A	N/A
Reimbursement of Prior Advances	N/A	N/A	N/A	N/A	N/A
Outstanding Advances	136,804.55	57,270.82	831,210.21	93,201.16	1,118,486.74



**Bear Stearns Asset Backed Securities I Trust
Asset-Backed Certificates
Series 2007-HE4**

**Distribution Date: 25-Oct-07
Pool Detail and Performance Indicators Total (All Loans)**

Pool Detail				Performance Indicators			Misc/Additional Information				
Pool Level Information				Factors Impacting Principal Payment Rules			WA Rates/Life				
Historical	Amount	Count		Delinquency Levels	Num	Den	%		Fixed	Adj	Overall
Cut-off Pool Balance	868,973,311.13	4,193		3 mo. Rolling Average	54,480,541	825,893,095	6.61%	WAC - Remit Current	7.72%	7.90%	7.85%
Cum Scheduled Principal	1,978,266.48			6 mo. Rolling Average	32,613,460	840,235,230	3.94%	WAC - Remit Original	7.74%	7.92%	7.88%
Cum Unscheduled Principal	47,740,396.98			12 mo. Rolling Average	32,613,460	840,235,230	3.94%	WAC - Current	8.22%	8.40%	8.35%
Cum Liquidations	774,806.09			Loss Levels	Amount	Count		WAC - Original	8.24%	8.42%	8.38%
Cum Repurchases	6,157,061.33			3 mo. Cum Loss	449,933.29	6		WAL - Current	338.84	351.89	348.64
				6 mo. Cum loss	449,933.29	6		WAL - Original	343.01	356.88	353.43
				12 mo. Cum Loss	449,933.29	6					
Current	Amount	Count	%	Triggers				Current Index Rate			5.131250%
Beginning Pool	825,247,772.46	4,003	94.97%	> Delinquency Trigger Event ⁽²⁾			NO	Next Index Rate			4.872500%
Scheduled Principal	326,879.24		0.04%	Delinquency Event Calc ⁽¹⁾	77,236,749.30	818,479,797	9.44%				
Unscheduled Principal	5,183,677.55	29	0.60%	> Loss Trigger Event? ⁽³⁾			NO				
Liquidations	426,532.01	5	0.05%	Cumulative Loss		449,933	0.05%				
Repurchases	830,886.29	5	0.10%	> Overall Trigger Event?			NO				
Ending Pool	818,479,797.37	3,964	94.19%	Step Down Date							
Average Loan Balance	206,478.25			Distribution Count		6		Pool Composition			
Current Loss Detail	Amount			Current Specified Enhancement % ⁽⁴⁾		27.71%		Properties	Balance	%/Score	
Liquidation	426,532.01			Step Down % ⁽⁵⁾		52.30%		Cut-off LTV	671,485,396.43	81.19%	
Realized Loss	448,406.60			% of Current Specified Enhancement % ⁽⁶⁾		30.50%		Cash Out/Refinance	666,906,370.25	80.64%	
Realized Loss Adjustment	0.00			> Step Down Date?			NO	SFR	694,564,839.48	83.99%	
Net Liquidation	(21,874.59)			Extra Principal	448,406.83			Owner Occupied	782,968,631.97	94.68%	
Credit Enhancement	Amount	%		Cumulative Extra Principal	450,042.23				Min	Max	WA
Original OC	47,359,311.13	5.45%		OC Release	0.00			FICO	500	817	611.95
Target OC	47,359,045.46	5.45%									
Beginning OC	47,359,045.46										
OC Amount per PSA	46,910,638.62	5.40%									
Ending OC	47,359,045.46										
Mezz Certificates	179,877,000.00	20.70%									

Legend: (1) 60 Days+, REO, BK, F/C % (2) (1) > (6) * (4), then TRUE (3) Condn: Cum Loss > specified thresholds (4) Mezzanine Certs + OC Amount / Ending Pool Bal (5) Defined Benchmark (6) Defined Benchmark (Used in Delinq Event Calc) (7) Condn: Distr Cnt > 36, (4) > (5)

Note: Delinquency and Loss Event Triggers may be flagged as "Yes" prior to the Step Down Date on account of the percentage thresholds being breached.



**Bear Stearns Asset Backed Securities I Trust
Asset-Backed Certificates
Series 2007-HE4**

**Distribution Date: 25-Oct-07
Bond Interest Reconciliation - Part I**

-- Accrual --										----- Outstanding -----					
Class	Method	Days	Opening Balance	Pass-Thru Rate	Accrual Certificate Interest	Total Interest Additions	Total Interest Deductions	Distributable Certificate Interest	Interest Payment Amount	Current Period (Shortfall) / Recovery	Remaining Int Carry-Forward Shortfall	Remaining Basis Risk Carry-Fwd Shortfall	Outstanding Relief Act / Prepayment Interest Shortfalls	Net Cap Rate in Effect Y/N	
I-A-1	Act/360	30	206,048,870.10	5.251250000%	901,678.44	0.00	0.00	901,678.44	901,678.44	0.00	0.00	0.00	0.00	No	
I-A-2	Act/360	30	92,309,000.00	5.321250000%	409,332.72	0.00	0.00	409,332.72	409,332.72	0.00	0.00	0.00	0.00	No	
I-A-3	Act/360	30	63,813,000.00	5.391250000%	286,693.20	0.00	0.00	286,693.20	286,693.20	0.00	0.00	0.00	0.00	No	
I-A-4	Act/360	30	39,919,000.00	5.481250000%	182,338.35	0.00	0.00	182,338.35	182,338.35	0.00	0.00	0.00	0.00	No	
II-A	Act/360	30	195,921,856.89	5.351250000%	873,689.03	0.00	0.00	873,689.03	873,689.03	0.00	0.00	0.00	0.00	No	
M-1	Act/360	30	53,007,000.00	5.581250000%	246,537.77	0.00	0.00	246,537.77	246,537.77	0.00	0.00	0.00	0.00	No	
M-2	Act/360	30	41,711,000.00	5.621250000%	195,389.97	0.00	0.00	195,389.97	195,389.97	0.00	0.00	0.00	0.00	No	
M-3	Act/360	30	13,469,000.00	5.781250000%	64,889.71	0.00	0.00	64,889.71	64,889.71	0.00	0.00	0.00	0.00	No	
M-4	Act/360	30	13,469,000.00	6.231250000%	69,940.59	0.00	0.00	69,940.59	69,940.59	0.00	0.00	0.00	0.00	No	
M-5	Act/360	30	14,338,000.00	6.631250000%	79,232.39	0.00	0.00	79,232.39	79,232.39	0.00	0.00	0.00	0.00	No	
M-6	Act/360	30	6,517,000.00	7.131250000%	38,728.63	0.00	0.00	38,728.63	38,728.63	0.00	0.00	0.00	0.00	No	
M-7	Act/360	30	13,035,000.00	7.381250000%	80,178.83	0.00	0.00	80,178.83	80,178.83	0.00	0.00	0.00	0.00	No	
M-8	Act/360	30	9,993,000.00	7.381250000%	61,467.36	0.00	0.00	61,467.36	61,467.36	0.00	0.00	0.00	0.00	No	
M-9	Act/360	30	14,338,000.00	7.381250000%	88,193.64	0.00	0.00	88,193.64	88,193.64	0.00	0.00	0.00	0.00	No	
CE			825,247,772.46	N/A	1,360,368.26	53,383.81	0.00	1,413,752.06	1,413,752.06	0.00	0.00	0.00	0.00	No	
P			100.00	N/A	0.00	56,105.51	0.00	56,105.51	56,105.51	0.00	0.00	0.00	0.00	No	
R-1			0.00	N/A	0.00	0.00	0.00	0.00	0.00	0.00	0.00	0.00	0.00	N/A	
R-2			0.00	N/A	0.00	0.00	0.00	0.00	0.00	0.00	0.00	0.00	0.00	N/A	
R-3			0.00	N/A	0.00	0.00	0.00	0.00	0.00	0.00	0.00	0.00	0.00	N/A	
RX			0.00	N/A	0.00	0.00	0.00	0.00	0.00	0.00	0.00	0.00	0.00	N/A	
Total			777,888,826.99		4,938,658.89	109,489.32	0.00	5,048,148.20	5,048,148.20	0.00	0.00	0.00	0.00		

⁽¹⁾ Basis Risk Carry-Forward Shortfall - difference between LIBOR plus margin and the Net Rate Cap.



**Bear Stearns Asset Backed Securities I Trust
Asset-Backed Certificates
Series 2007-HE4**

***Distribution Date: 25-Oct-07
Bond Interest Reconciliation - Part II***

----- Additions -----													----- Deductions -----	
Class	Record Date	Prior Interest Due Date	Current Interest Due Date	Interest Rate SWAP Agreement	Deposits from YM Agreement	Prepayment Premiums	Prior Int Carry-Fwd Shortfall	Prior Shortfall Reimbursement	Other Interest Proceeds ⁽¹⁾	Other Interest Losses	Current Int Carry-Fwd Shortfall ⁽²⁾	Current Basis Risk Carry-Fwd Shortfall		
I-A-1	24-Oct-07	25-Sep-07	25-Oct-07	0.00	0.00	0.00	0.00	0.00	0.00	0.00	0.00	0.00		
I-A-2	24-Oct-07	25-Sep-07	25-Oct-07	0.00	0.00	0.00	0.00	0.00	0.00	0.00	0.00	0.00		
I-A-3	24-Oct-07	25-Sep-07	25-Oct-07	0.00	0.00	0.00	0.00	0.00	0.00	0.00	0.00	0.00		
I-A-4	24-Oct-07	25-Sep-07	25-Oct-07	0.00	0.00	0.00	0.00	0.00	0.00	0.00	0.00	0.00		
II-A	24-Oct-07	25-Sep-07	25-Oct-07	0.00	0.00	0.00	0.00	0.00	0.00	0.00	0.00	0.00		
M-1	24-Oct-07	25-Sep-07	25-Oct-07	0.00	0.00	0.00	0.00	0.00	0.00	0.00	0.00	0.00		
M-2	24-Oct-07	25-Sep-07	25-Oct-07	0.00	0.00	0.00	0.00	0.00	0.00	0.00	0.00	0.00		
M-3	24-Oct-07	25-Sep-07	25-Oct-07	0.00	0.00	0.00	0.00	0.00	0.00	0.00	0.00	0.00		
M-4	24-Oct-07	25-Sep-07	25-Oct-07	0.00	0.00	0.00	0.00	0.00	0.00	0.00	0.00	0.00		
M-5	24-Oct-07	25-Sep-07	25-Oct-07	0.00	0.00	0.00	0.00	0.00	0.00	0.00	0.00	0.00		
M-6	24-Oct-07	25-Sep-07	25-Oct-07	0.00	0.00	0.00	0.00	0.00	0.00	0.00	0.00	0.00		
M-7	24-Oct-07	25-Sep-07	25-Oct-07	0.00	0.00	0.00	0.00	0.00	0.00	0.00	0.00	0.00		
M-8	24-Oct-07	25-Sep-07	25-Oct-07	0.00	0.00	0.00	0.00	0.00	0.00	0.00	0.00	0.00		
M-9	24-Oct-07	25-Sep-07	25-Oct-07	0.00	0.00	0.00	0.00	0.00	0.00	0.00	0.00	0.00		
CE	28-Sep-07	1-Sep-07	1-Oct-07	0.00	0.00	0.00	0.00	0.00	53,383.81	0.00	0.00	0.00		
P	28-Sep-07	1-Sep-07	1-Oct-07	0.00	0.00	56,105.51	0.00	0.00	0.00	0.00	0.00	0.00		
R-1	28-Sep-07	1-Sep-07	1-Oct-07	0.00	0.00	0.00	0.00	0.00	0.00	0.00	0.00	0.00		
R-2	28-Sep-07	1-Sep-07	1-Oct-07	0.00	0.00	0.00	0.00	0.00	0.00	0.00	0.00	0.00		
R-3	28-Sep-07	1-Sep-07	1-Oct-07	0.00	0.00	0.00	0.00	0.00	0.00	0.00	0.00	0.00		
RX	28-Sep-07	1-Sep-07	1-Oct-07	0.00	0.00	0.00	0.00	0.00	0.00	0.00	0.00	0.00		
Total				0.00	0.00	56,105.51	0.00	0.00	53,383.81	0.00	0.00	0.00		

⁽¹⁾ Other Interest Proceeds are additional interest amounts specifically allocated to the bond(s) and used in determining the bonds Distributable Interest.

⁽²⁾ Interest Carry-Forward Shortfall is unpaid interest with interest thereon.

⁽³⁾ Basis Risk Carry-Forward Shortfall - difference between LIBOR plus margin and the Net Rate Cap.



**Bear Stearns Asset Backed Securities I Trust
Asset-Backed Certificates
Series 2007-HE4**

***Distribution Date: 25-Oct-07
Bond Principal Reconciliation***

Class	Original Class Balance	Beginning Class Balance	Scheduled Principal Payment	Unscheduled Principal Payment	Extra Principal Payment	----- L o s s e s -----				Ending Class Balance	Rated Final Maturity	- Credit Support -	
						Prior Loss Reimburs.	Current Losses	Cumulative Losses	Interest on Losses			Original	Current
I-A-1	235,071,000.00	206,048,870.10	208,852.50	3,941,870.87	294,515.80	0.00	0.00	0.00	0.00	201,603,630.92	25-May-37	N/A	N/A
I-A-2	92,309,000.00	92,309,000.00	0.00	0.00	0.00	0.00	0.00	0.00	0.00	92,309,000.00	25-May-35	N/A	N/A
I-A-3	63,813,000.00	63,813,000.00	0.00	0.00	0.00	0.00	0.00	0.00	0.00	63,813,000.00	25-Feb-37	N/A	N/A
I-A-4	39,919,000.00	39,919,000.00	0.00	0.00	0.00	0.00	0.00	0.00	0.00	39,919,000.00	25-May-37	N/A	N/A
II-A	210,625,000.00	195,921,856.89	118,026.74	2,050,818.13	153,891.03	0.00	0.00	0.00	0.00	193,599,120.99	25-May-37	N/A	N/A
M-1	53,007,000.00	53,007,000.00	0.00	0.00	0.00	0.00	0.00	0.00	0.00	53,007,000.00	25-May-37	N/A	N/A
M-2	41,711,000.00	41,711,000.00	0.00	0.00	0.00	0.00	0.00	0.00	0.00	41,711,000.00	25-May-37	N/A	N/A
M-3	13,469,000.00	13,469,000.00	0.00	0.00	0.00	0.00	0.00	0.00	0.00	13,469,000.00	25-May-37	N/A	N/A
M-4	13,469,000.00	13,469,000.00	0.00	0.00	0.00	0.00	0.00	0.00	0.00	13,469,000.00	25-May-37	N/A	N/A
M-5	14,338,000.00	14,338,000.00	0.00	0.00	0.00	0.00	0.00	0.00	0.00	14,338,000.00	25-May-37	N/A	N/A
M-6	6,517,000.00	6,517,000.00	0.00	0.00	0.00	0.00	0.00	0.00	0.00	6,517,000.00	25-May-37	N/A	N/A
M-7	13,035,000.00	13,035,000.00	0.00	0.00	0.00	0.00	0.00	0.00	0.00	13,035,000.00	25-May-37	N/A	N/A
M-8	9,993,000.00	9,993,000.00	0.00	0.00	0.00	0.00	0.00	0.00	0.00	9,993,000.00	25-May-37	N/A	N/A
M-9	14,338,000.00	14,338,000.00	0.00	0.00	0.00	0.00	0.00	0.00	0.00	14,338,000.00	25-May-37	N/A	N/A
CE	868,973,311.13	825,247,772.46	0.00	0.00	0.00	0.00	0.00	0.00	0.00	818,479,797.37	25-May-37	N/A	N/A
P	100.00	100.00	0.00	0.00	0.00	0.00	0.00	0.00	0.00	100.00	25-May-37	N/A	N/A
R-1	0.00	0.00	0.00	0.00	0.00	0.00	0.00	0.00	0.00	0.00	25-May-37	N/A	N/A
R-2	0.00	0.00	0.00	0.00	0.00	0.00	0.00	0.00	0.00	0.00	25-May-37	N/A	N/A
R-3	0.00	0.00	0.00	0.00	0.00	0.00	0.00	0.00	0.00	0.00	25-May-37	N/A	N/A
RX	0.00	0.00	0.00	0.00	0.00	0.00	0.00	0.00	0.00	0.00	25-May-37	N/A	N/A
Total	821,614,100.00	777,888,826.99	326,879.24	5,992,689.00	448,406.83	0.00	0.00	0.00	0.00	771,120,851.86			



**Bear Stearns Asset Backed Securities I Trust
Asset-Backed Certificates
Series 2007-HE4**

***Distribution Date: 25-Oct-07
Ratings Information***

Class	CUSIP	----- Original Ratings -----				----- Ratings Change / Change Date ⁽¹⁾ -----			
		Fitch	Moody's	DBRS	S&P	Fitch	Moody's	DBRS	S&P
I-A-1	07386RAA7	NR	Aaa	NR	AAA				
I-A-2	07386RAB5	NR	Aaa	NR	AAA				
I-A-3	07386RAC3	NR	Aaa	NR	AAA				
I-A-4	07386RAD1	NR	Aaa	NR	AAA				
II-A	07386RAE9	NR	Aaa	NR	AAA				
M-1	07386RAF6	NR	Aa1	NR	AA+				
M-2	07386RAG4	NR	Aa2	NR	AA				
M-3	07386RAH2	NR	Aa3	NR	AA-				
M-4	07386RAJ8	NR	A1	NR	A+				
M-5	07386RAK5	NR	A2	NR	A				
M-6	07386RAL3	NR	A2	NR	A				
M-7	07386RAM1	NR	A3	NR	BBB+				
M-8	07386RAN9	NR	Baa1	NR	BBB				
M-9	07386RAP4	NR	Baa2	NR	BBB-				
CE	07386RAV1	NR	NR	NR	NR				
P	07386RAU3	NR	NR	NR	NR				

NR - Designates that the class was not rated by the rating agency.

⁽¹⁾ Changed ratings provided on this report are based on information provided by the applicable rating agency via electronic transmission. It shall be understood that this transmission will generally have been provided to LaSalle within 30 days of the payment date listed on this statement. Because ratings may have changed during the 30 day window, or may not be being provided by the rating agency in an electronic format and therefore not being updated on this report, LaSalle recommends that investors obtain current rating information directly from the rating agency.



**Bear Stearns Asset Backed Securities I Trust
Asset-Backed Certificates
Series 2007-HE4**

**Distribution Date: 25-Oct-07
End of Month Balance Reporting**

Type	Count	Count (%)	Balance	Balance (%)	Arrears	Arrears (%)	F/C Quick Sale Value	REO Book Value
Total								
0	3380	84.4367%	689,275,737.61	83.9993%	0.00	0.0000%	0.00	0.00
30	258	6.4452%	54,060,649.21	6.5882%	0.00	0.0000%	0.00	0.00
60	131	3.2725%	30,416,983.16	3.7068%	0.00	0.0000%	0.00	0.00
90+	179	4.4716%	40,694,682.31	4.9593%	0.00	0.0000%	0.00	0.00
BKY0	7	0.1749%	1,110,631.45	0.1353%	0.00	0.0000%	0.00	0.00
BKY30	3	0.0749%	298,759.65	0.0364%	0.00	0.0000%	0.00	0.00
BKY60	2	0.0500%	193,347.49	0.0236%	0.00	0.0000%	0.00	0.00
BKY90+	1	0.0250%	142,438.01	0.0174%	0.00	0.0000%	0.00	0.00
F/C90+	14	0.3497%	4,176,216.52	0.5089%	0.00	0.0000%	0.00	0.00
PIF	27	0.6745%	0.00	0.0000%	0.00	0.0000%	0.00	0.00
REO90+	1	0.0250%	203,690.71	0.0248%	0.00	0.0000%	0.00	0.00
Total (Prior Month End):	4003	100.0000%	820,573,136.00	100.0000%	0.00	0.0000%	0.00	0.00
Delinq Total (Prior Month End):	589	14.7140%	130,186,767.00	15.8653%	0.00	0.0000%	0.00	0.00
Group 1								
0	2074	82.7284%	454,501,343.05	82.4163%	0.00	0.0000%	0.00	0.00
30	172	6.8608%	38,284,121.41	6.9422%	0.00	0.0000%	0.00	0.00
60	97	3.8692%	22,915,584.96	4.1554%	0.00	0.0000%	0.00	0.00
90+	125	4.9860%	30,782,164.42	5.5818%	0.00	0.0000%	0.00	0.00
BKY0	5	0.1994%	774,681.80	0.1405%	0.00	0.0000%	0.00	0.00
BKY30	2	0.0798%	168,815.09	0.0306%	0.00	0.0000%	0.00	0.00
BKY60	1	0.0399%	81,598.32	0.0148%	0.00	0.0000%	0.00	0.00
BKY90+	1	0.0399%	142,438.01	0.0258%	0.00	0.0000%	0.00	0.00
F/C90+	11	0.4388%	3,615,964.58	0.6557%	0.00	0.0000%	0.00	0.00
PIF	18	0.7180%	0.00	0.0000%	0.00	0.0000%	0.00	0.00
REO90+	1	0.0399%	203,690.71	0.0369%	0.00	0.0000%	0.00	0.00
Total (Prior Month End):	2507	100.0000%	551,470,402.00	100.0000%	0.00	0.0000%	0.00	0.00
Delinq Total (Prior Month End):	410	16.3542%	96,194,377.00	17.4433%	0.00	0.0000%	0.00	0.00



Bear Stearns Asset Backed Securities I Trust
Asset-Backed Certificates
Series 2007-HE4

Distribution Date: 25-Oct-07
End of Month Balance Reporting

Type	Count	Count (%)	Balance	Balance (%)	Arrears	Arrears (%)	F/C Quick Sale Value	REO Book Value
Group 2								
0	1306	87.2995%	234,774,394.56	87.2434%	0.00	0.0000%	0.00	0.00
30	86	5.7487%	15,776,527.80	5.8626%	0.00	0.0000%	0.00	0.00
60	34	2.2727%	7,501,398.20	2.7876%	0.00	0.0000%	0.00	0.00
90+	54	3.6096%	9,912,517.89	3.6835%	0.00	0.0000%	0.00	0.00
BKY0	2	0.1337%	335,949.65	0.1248%	0.00	0.0000%	0.00	0.00
BKY30	1	0.0668%	129,944.56	0.0483%	0.00	0.0000%	0.00	0.00
BKY60	1	0.0668%	111,749.17	0.0415%	0.00	0.0000%	0.00	0.00
F/C90+	3	0.2005%	560,251.94	0.2082%	0.00	0.0000%	0.00	0.00
PIF	9	0.6016%	0.00	0.0000%	0.00	0.0000%	0.00	0.00
Total (Prior Month End):	1496	100.0000%	269,102,733.00	100.0000%	0.00	0.0000%	0.00	0.00
Delinq Total (Prior Month End):	179	11.9652%	33,992,389.00	12.6318%	0.00	0.0000%	0.00	0.00



**Bear Stearns Asset Backed Securities I Trust
Asset-Backed Certificates
Series 2007-HE4**

Distribution Date: 25-Oct-07

Asset-Backed Facts ~ 15 Month Historical Loan Status Summary Part I (as of Cut-Off)

Distribution Date	Current		Delinq 1 Month		Delinq 2 Months		Delinq 3+ Months		Bankruptcy		Foreclosure		REO	
	Count	Balance	Count	Balance	Count	Balance	Count	Balance	Count	Balance	Count	Balance	Count	Balance
Total (All Loans)														
25-Oct-07	3,368	687,182,399	258	54,060,649	131	30,416,983	179	40,694,682	13	1,745,177	14	4,176,217	1	203,691
25-Sep-07	3,566	729,388,626	191	40,081,444	110	27,240,686	106	21,790,342	13	2,106,119	14	4,176,914	3	463,642
27-Aug-07	3,740	765,611,649	158	37,912,896	78	16,370,259	62	13,323,767	5	473,153	0	0	2	259,990
25-Jul-07	3,867	798,886,023	126	26,216,180	61	11,186,951	11	1,170,653	2	170,501	23	6,284,850	0	0
25-Jun-07	3,973	823,123,868	113	21,256,712	54	12,473,545	0	0	4	388,238	0	0	0	0
25-May-07	4,082	845,041,787	84	16,968,386	0	0	0	0	4	564,399	0	0	0	0

Total (All Loans)														
25-Oct-07	84.96%	83.96%	6.51%	6.61%	3.30%	3.72%	4.52%	4.97%	0.33%	0.21%	0.35%	0.51%	0.03%	0.02%
25-Sep-07	89.08%	88.38%	4.77%	4.86%	2.75%	3.30%	2.65%	2.64%	0.32%	0.26%	0.35%	0.51%	0.07%	0.06%
27-Aug-07	92.46%	91.81%	3.91%	4.55%	1.93%	1.96%	1.53%	1.60%	0.12%	0.06%	0.00%	0.00%	0.05%	0.03%
25-Jul-07	94.55%	94.66%	3.08%	3.11%	1.49%	1.33%	0.27%	0.14%	0.05%	0.02%	0.56%	0.74%	0.00%	0.00%
25-Jun-07	95.87%	96.02%	2.73%	2.48%	1.30%	1.46%	0.00%	0.00%	0.10%	0.05%	0.00%	0.00%	0.00%	0.00%
25-May-07	97.89%	97.97%	2.01%	1.97%	0.00%	0.00%	0.00%	0.00%	0.10%	0.07%	0.00%	0.00%	0.00%	0.00%

Delinquency Balances are Exclusive of REO, Foreclosures and Bankruptcies.



**Bear Stearns Asset Backed Securities I Trust
Asset-Backed Certificates
Series 2007-HE4**

**Distribution Date: 25-Oct-07
Asset-Backed Facts ~ 15 Month Historical Loan Status Summary Part I (as of Cut-Off)**

Distribution Date	Current		Delinq 1 Month		Delinq 2 Months		Delinq 3+ Months		Bankruptcy		Foreclosure		REO	
	Count	Balance	Count	Balance	Count	Balance	Count	Balance	Count	Balance	Count	Balance	Count	Balance
Group I Loans - Total														
25-Oct-07	2,066	453,176,858	172	38,284,121	97	22,915,585	125	30,782,164	9	1,167,533	11	3,615,965	1	203,691
25-Sep-07	2,202	484,296,933	131	28,045,825	76	20,140,610	75	16,587,519	9	1,593,999	11	3,616,519	3	463,642
27-Aug-07	2,318	508,233,843	105	27,268,845	54	12,312,844	47	10,836,265	2	172,680	0	0	2	259,990
25-Jul-07	2,392	530,503,258	88	19,684,829	44	8,506,450	10	1,124,697	0	0	19	5,529,023	0	0
25-Jun-07	2,463	547,622,068	80	16,220,435	43	10,388,978	0	0	1	107,517	0	0	0	0
25-May-07	2,541	564,868,881	63	13,149,470	0	0	0	0	1	107,575	0	0	0	0

Group I Loans - Total														
25-Oct-07	83.27%	82.37%	6.93%	6.96%	3.91%	4.17%	5.04%	5.60%	0.36%	0.21%	0.44%	0.66%	0.04%	0.04%
25-Sep-07	87.83%	87.30%	5.23%	5.06%	3.03%	3.63%	2.99%	2.99%	0.36%	0.29%	0.44%	0.65%	0.12%	0.08%
27-Aug-07	91.69%	90.90%	4.15%	4.88%	2.14%	2.20%	1.86%	1.94%	0.08%	0.03%	0.00%	0.00%	0.08%	0.05%
25-Jul-07	93.69%	93.84%	3.45%	3.48%	1.72%	1.50%	0.39%	0.20%	0.00%	0.00%	0.74%	0.98%	0.00%	0.00%
25-Jun-07	95.21%	95.35%	3.09%	2.82%	1.66%	1.81%	0.00%	0.00%	0.04%	0.02%	0.00%	0.00%	0.00%	0.00%
25-May-07	97.54%	97.71%	2.42%	2.27%	0.00%	0.00%	0.00%	0.00%	0.04%	0.02%	0.00%	0.00%	0.00%	0.00%

Delinquency Balances are Exclusive of REO, Foreclosures and Bankruptcies.



**Bear Stearns Asset Backed Securities I Trust
Asset-Backed Certificates
Series 2007-HE4**

**Distribution Date: 25-Oct-07
Asset-Backed Facts ~ 15 Month Historical Loan Status Summary Part I (as of Cut-Off)**

Distribution Date	Current		Delinq 1 Month		Delinq 2 Months		Delinq 3+ Months		Bankruptcy		Foreclosure		REO	
	Count	Balance	Count	Balance	Count	Balance	Count	Balance	Count	Balance	Count	Balance	Count	Balance
Group I Loans														
25-Oct-07	500	101,091,005	31	6,782,800	10	1,850,779	20	4,072,512	1	49,866	1	292,514	1	203,691
25-Sep-07	518	105,547,009	21	3,868,786	11	2,228,309	14	2,634,230	1	49,881	1	292,719	1	203,739
27-Aug-07	542	110,153,178	14	2,321,502	9	1,534,128	10	2,297,769	0	0	0	0	0	0
25-Jul-07	550	111,255,447	15	2,806,782	8	1,663,326	1	174,977	0	0	3	643,691	0	0
25-Jun-07	558	113,127,645	17	3,438,298	4	580,663	0	0	0	0	0	0	0	0
25-May-07	572	115,762,481	9	1,700,101	0	0	0	0	0	0	0	0	0	0

Group I Loans														
25-Oct-07	88.65%	88.41%	5.50%	5.93%	1.77%	1.62%	3.55%	3.56%	0.18%	0.04%	0.18%	0.26%	0.18%	0.18%
25-Sep-07	91.36%	91.92%	3.70%	3.37%	1.94%	1.94%	2.47%	2.29%	0.18%	0.04%	0.18%	0.25%	0.18%	0.18%
27-Aug-07	94.26%	94.71%	2.43%	2.00%	1.57%	1.32%	1.74%	1.98%	0.00%	0.00%	0.00%	0.00%	0.00%	0.00%
25-Jul-07	95.32%	95.46%	2.60%	2.41%	1.39%	1.43%	0.17%	0.15%	0.00%	0.00%	0.52%	0.55%	0.00%	0.00%
25-Jun-07	96.37%	96.57%	2.94%	2.94%	0.69%	0.50%	0.00%	0.00%	0.00%	0.00%	0.00%	0.00%	0.00%	0.00%
25-May-07	98.45%	98.55%	1.55%	1.45%	0.00%	0.00%	0.00%	0.00%	0.00%	0.00%	0.00%	0.00%	0.00%	0.00%

Delinquency Balances are Exclusive of REO, Foreclosures and Bankruptcies.



**Bear Stearns Asset Backed Securities I Trust
Asset-Backed Certificates
Series 2007-HE4**

Distribution Date: 25-Oct-07

Asset-Backed Facts ~ 15 Month Historical Loan Status Summary Part I (as of Cut-Off)

Distribution Date	Current		Delinq 1 Month		Delinq 2 Months		Delinq 3+ Months		Bankruptcy		Foreclosure		REO	
	Count	Balance	Count	Balance	Count	Balance	Count	Balance	Count	Balance	Count	Balance	Count	Balance
Group I Loans														
25-Oct-07	188	10,862,720	17	1,176,147	10	657,276	19	1,572,266	1	18,450	0	0	0	0
25-Sep-07	202	11,772,767	14	921,729	9	728,884	17	1,433,373	2	148,254	0	0	0	0
27-Aug-07	219	12,880,538	8	673,404	8	587,926	10	901,114	0	0	0	0	0	0
25-Jul-07	219	13,192,009	10	632,935	11	796,825	8	726,089	0	0	0	0	0	0
25-Jun-07	227	13,810,450	14	916,398	10	934,871	0	0	0	0	0	0	0	0
25-May-07	238	14,651,702	14	1,084,976	0	0	0	0	0	0	0	0	0	0

Group I Loans														
25-Oct-07	80.00%	76.03%	7.23%	8.23%	4.26%	4.60%	8.09%	11.00%	0.43%	0.13%	0.00%	0.00%	0.00%	0.00%
25-Sep-07	82.79%	78.46%	5.74%	6.14%	3.69%	4.86%	6.97%	9.55%	0.82%	0.99%	0.00%	0.00%	0.00%	0.00%
27-Aug-07	89.39%	85.62%	3.27%	4.48%	3.27%	3.91%	4.08%	5.99%	0.00%	0.00%	0.00%	0.00%	0.00%	0.00%
25-Jul-07	88.31%	85.95%	4.03%	4.12%	4.44%	5.19%	3.23%	4.73%	0.00%	0.00%	0.00%	0.00%	0.00%	0.00%
25-Jun-07	90.44%	88.18%	5.58%	5.85%	3.98%	5.97%	0.00%	0.00%	0.00%	0.00%	0.00%	0.00%	0.00%	0.00%
25-May-07	94.44%	93.11%	5.56%	6.89%	0.00%	0.00%	0.00%	0.00%	0.00%	0.00%	0.00%	0.00%	0.00%	0.00%

Delinquency Balances are Exclusive of REO, Foreclosures and Bankruptcies.



**Bear Stearns Asset Backed Securities I Trust
Asset-Backed Certificates
Series 2007-HE4**

Distribution Date: 25-Oct-07

Asset-Backed Facts ~ 15 Month Historical Loan Status Summary Part I (as of Cut-Off)

Distribution Date	Current		Delinq 1 Month		Delinq 2 Months		Delinq 3+ Months		Bankruptcy		Foreclosure		REO	
	Count	Balance	Count	Balance	Count	Balance	Count	Balance	Count	Balance	Count	Balance	Count	Balance
Group I Loans														
25-Oct-07	1,073	268,337,815	103	24,743,925	63	17,628,030	74	22,324,661	7	1,099,217	8	2,850,585	0	0
25-Sep-07	1,161	289,760,247	77	19,193,100	48	15,298,036	38	11,360,022	6	1,395,864	8	2,850,803	1	76,376
27-Aug-07	1,225	306,065,593	67	20,294,723	31	9,073,494	23	6,756,051	2	172,680	0	0	1	76,394
25-Jul-07	1,276	323,093,290	54	14,519,716	21	5,355,281	1	223,630	0	0	13	4,228,409	0	0
25-Jun-07	1,325	337,346,285	39	9,796,797	24	7,233,531	0	0	1	107,517	0	0	0	0
25-May-07	1,369	349,314,304	33	8,329,568	0	0	0	0	1	107,575	0	0	0	0

Group I Loans														
25-Oct-07	80.80%	79.63%	7.76%	7.34%	4.74%	5.23%	5.57%	6.62%	0.53%	0.33%	0.60%	0.85%	0.00%	0.00%
25-Sep-07	86.71%	85.24%	5.75%	5.65%	3.58%	4.50%	2.84%	3.34%	0.45%	0.41%	0.60%	0.84%	0.07%	0.02%
27-Aug-07	90.81%	89.38%	4.97%	5.93%	2.30%	2.65%	1.70%	1.97%	0.15%	0.05%	0.00%	0.00%	0.07%	0.02%
25-Jul-07	93.48%	93.00%	3.96%	4.18%	1.54%	1.54%	0.07%	0.06%	0.00%	0.00%	0.95%	1.22%	0.00%	0.00%
25-Jun-07	95.39%	95.17%	2.81%	2.76%	1.73%	2.04%	0.00%	0.00%	0.07%	0.03%	0.00%	0.00%	0.00%	0.00%
25-May-07	97.58%	97.64%	2.35%	2.33%	0.00%	0.00%	0.00%	0.00%	0.07%	0.03%	0.00%	0.00%	0.00%	0.00%

Delinquency Balances are Exclusive of REO, Foreclosures and Bankruptcies.



**Bear Stearns Asset Backed Securities I Trust
Asset-Backed Certificates
Series 2007-HE4**

**Distribution Date: 25-Oct-07
Asset-Backed Facts ~ 15 Month Historical Loan Status Summary Part I (as of Cut-Off)**

Distribution Date	Current		Delinq 1 Month		Delinq 2 Months		Delinq 3+ Months		Bankruptcy		Foreclosure		REO	
	Count	Balance	Count	Balance	Count	Balance	Count	Balance	Count	Balance	Count	Balance	Count	Balance
Group I Loans														
25-Oct-07	305	72,885,318	21	5,581,251	14	2,779,500	12	2,812,726	0	0	2	472,866	0	0
25-Sep-07	321	77,216,910	19	4,062,210	8	1,885,382	6	1,159,894	0	0	2	472,998	1	183,528
27-Aug-07	332	79,134,534	16	3,979,216	6	1,117,297	4	881,330	0	0	0	0	1	183,596
25-Jul-07	347	82,962,513	9	1,725,396	4	691,018	0	0	0	0	3	656,923	0	0
25-Jun-07	353	83,337,688	10	2,068,941	5	1,639,913	0	0	0	0	0	0	0	0
25-May-07	362	85,140,395	7	2,034,825	0	0	0	0	0	0	0	0	0	0

Group I Loans														
25-Oct-07	86.16%	86.22%	5.93%	6.60%	3.95%	3.29%	3.39%	3.33%	0.00%	0.00%	0.56%	0.56%	0.00%	0.00%
25-Sep-07	89.92%	90.86%	5.32%	4.78%	2.24%	2.22%	1.68%	1.36%	0.00%	0.00%	0.56%	0.56%	0.28%	0.22%
27-Aug-07	92.48%	92.78%	4.46%	4.67%	1.67%	1.31%	1.11%	1.03%	0.00%	0.00%	0.00%	0.00%	0.28%	0.22%
25-Jul-07	95.59%	96.43%	2.48%	2.01%	1.10%	0.80%	0.00%	0.00%	0.00%	0.00%	0.83%	0.76%	0.00%	0.00%
25-Jun-07	95.92%	95.74%	2.72%	2.38%	1.36%	1.88%	0.00%	0.00%	0.00%	0.00%	0.00%	0.00%	0.00%	0.00%
25-May-07	98.10%	97.67%	1.90%	2.33%	0.00%	0.00%	0.00%	0.00%	0.00%	0.00%	0.00%	0.00%	0.00%	0.00%

Delinquency Balances are Exclusive of REO, Foreclosures and Bankruptcies.



**Bear Stearns Asset Backed Securities I Trust
Asset-Backed Certificates
Series 2007-HE4**

Distribution Date: 25-Oct-07

Asset-Backed Facts ~ 15 Month Historical Loan Status Summary Part I (as of Cut-Off)

Distribution Date	Current		Delinq 1 Month		Delinq 2 Months		Delinq 3+ Months		Bankruptcy		Foreclosure		REO	
	Count	Balance	Count	Balance	Count	Balance	Count	Balance	Count	Balance	Count	Balance	Count	Balance
Group II Loans - Total														
25-Oct-07	1,302	234,005,541	86	15,776,528	34	7,501,398	54	9,912,518	4	577,643	3	560,252	0	0
25-Sep-07	1,364	245,091,693	60	12,035,618	34	7,100,076	31	5,202,823	4	512,121	3	560,395	0	0
27-Aug-07	1,422	257,377,805	53	10,644,051	24	4,057,415	15	2,487,502	3	300,473	0	0	0	0
25-Jul-07	1,475	268,382,765	38	6,531,351	17	2,680,501	1	45,955	2	170,501	4	755,828	0	0
25-Jun-07	1,510	275,501,800	33	5,036,277	11	2,084,567	0	0	3	280,721	0	0	0	0
25-May-07	1,541	280,172,906	21	3,818,916	0	0	0	0	3	456,824	0	0	0	0

Group II Loans - Total														
25-Oct-07	87.80%	87.21%	5.80%	5.88%	2.29%	2.80%	3.64%	3.69%	0.27%	0.22%	0.20%	0.21%	0.00%	0.00%
25-Sep-07	91.18%	90.61%	4.01%	4.45%	2.27%	2.62%	2.07%	1.92%	0.27%	0.19%	0.20%	0.21%	0.00%	0.00%
27-Aug-07	93.74%	93.64%	3.49%	3.87%	1.58%	1.48%	0.99%	0.90%	0.20%	0.11%	0.00%	0.00%	0.00%	0.00%
25-Jul-07	95.97%	96.34%	2.47%	2.34%	1.11%	0.96%	0.07%	0.02%	0.13%	0.06%	0.26%	0.27%	0.00%	0.00%
25-Jun-07	96.98%	97.38%	2.12%	1.78%	0.71%	0.74%	0.00%	0.00%	0.19%	0.10%	0.00%	0.00%	0.00%	0.00%
25-May-07	98.47%	98.50%	1.34%	1.34%	0.00%	0.00%	0.00%	0.00%	0.19%	0.16%	0.00%	0.00%	0.00%	0.00%

Delinquency Balances are Exclusive of REO, Foreclosures and Bankruptcies.



**Bear Stearns Asset Backed Securities I Trust
Asset-Backed Certificates
Series 2007-HE4**

**Distribution Date: 25-Oct-07
Asset-Backed Facts ~ 15 Month Historical Loan Status Summary Part I (as of Cut-Off)**

Distribution Date	Current		Delinq 1 Month		Delinq 2 Months		Delinq 3+ Months		Bankruptcy		Foreclosure		REO	
	Count	Balance	Count	Balance	Count	Balance	Count	Balance	Count	Balance	Count	Balance	Count	Balance
Group II Loans														
25-Oct-07	373	65,033,602	15	2,580,959	4	800,762	4	584,428	1	129,945	0	0	0	0
25-Sep-07	386	67,064,229	9	1,723,125	2	574,572	4	584,708	1	130,016	0	0	0	0
27-Aug-07	400	70,107,183	5	1,027,813	2	245,628	2	339,357	1	130,086	0	0	0	0
25-Jul-07	409	71,823,093	4	539,404	2	339,580	0	0	0	0	1	195,150	0	0
25-Jun-07	414	73,156,888	3	389,081	3	491,428	0	0	0	0	0	0	0	0
25-May-07	417	73,541,435	4	781,369	0	0	0	0	0	0	0	0	0	0

Group II Loans														
25-Oct-07	93.95%	94.07%	3.78%	3.73%	1.01%	1.16%	1.01%	0.85%	0.25%	0.19%	0.00%	0.00%	0.00%	0.00%
25-Sep-07	96.02%	95.70%	2.24%	2.46%	0.50%	0.82%	1.00%	0.83%	0.25%	0.19%	0.00%	0.00%	0.00%	0.00%
27-Aug-07	97.56%	97.57%	1.22%	1.43%	0.49%	0.34%	0.49%	0.47%	0.24%	0.18%	0.00%	0.00%	0.00%	0.00%
25-Jul-07	98.32%	98.53%	0.96%	0.74%	0.48%	0.47%	0.00%	0.00%	0.00%	0.00%	0.24%	0.27%	0.00%	0.00%
25-Jun-07	98.57%	98.81%	0.71%	0.53%	0.71%	0.66%	0.00%	0.00%	0.00%	0.00%	0.00%	0.00%	0.00%	0.00%
25-May-07	99.05%	98.95%	0.95%	1.05%	0.00%	0.00%	0.00%	0.00%	0.00%	0.00%	0.00%	0.00%	0.00%	0.00%

Delinquency Balances are Exclusive of REO, Foreclosures and Bankruptcies.



**Bear Stearns Asset Backed Securities I Trust
Asset-Backed Certificates
Series 2007-HE4**

Distribution Date: 25-Oct-07

Asset-Backed Facts ~ 15 Month Historical Loan Status Summary Part I (as of Cut-Off)

Distribution Date	Current		Delinq 1 Month		Delinq 2 Months		Delinq 3+ Months		Bankruptcy		Foreclosure		REO	
	Count	Balance	Count	Balance	Count	Balance	Count	Balance	Count	Balance	Count	Balance	Count	Balance
Group II Loans														
25-Oct-07	109	5,190,066	6	467,972	3	263,341	9	589,833	0	0	0	0	0	0
25-Sep-07	114	5,632,990	4	291,322	4	259,587	5	330,362	1	45,955	0	0	0	0
27-Aug-07	116	5,895,782	6	388,125	4	248,853	3	161,351	1	41,576	0	0	0	0
25-Jul-07	123	6,320,115	4	247,203	2	115,396	1	45,955	1	41,588	0	0	0	0
25-Jun-07	126	6,520,549	5	241,921	2	165,839	0	0	1	41,600	0	0	0	0
25-May-07	132	6,867,340	4	218,100	0	0	0	0	0	0	0	0	0	0

Group II Loans														
25-Oct-07	85.83%	79.71%	4.72%	7.19%	2.36%	4.04%	7.09%	9.06%	0.00%	0.00%	0.00%	0.00%	0.00%	0.00%
25-Sep-07	89.06%	85.87%	3.13%	4.44%	3.13%	3.96%	3.91%	5.04%	0.78%	0.70%	0.00%	0.00%	0.00%	0.00%
27-Aug-07	89.23%	87.53%	4.62%	5.76%	3.08%	3.69%	2.31%	2.40%	0.77%	0.62%	0.00%	0.00%	0.00%	0.00%
25-Jul-07	93.89%	93.35%	3.05%	3.65%	1.53%	1.70%	0.76%	0.68%	0.76%	0.61%	0.00%	0.00%	0.00%	0.00%
25-Jun-07	94.03%	93.55%	3.73%	3.47%	1.49%	2.38%	0.00%	0.00%	0.75%	0.60%	0.00%	0.00%	0.00%	0.00%
25-May-07	97.06%	96.92%	2.94%	3.08%	0.00%	0.00%	0.00%	0.00%	0.00%	0.00%	0.00%	0.00%	0.00%	0.00%

Delinquency Balances are Exclusive of REO, Foreclosures and Bankruptcies.



**Bear Stearns Asset Backed Securities I Trust
Asset-Backed Certificates
Series 2007-HE4**

Distribution Date: 25-Oct-07

Asset-Backed Facts ~ 15 Month Historical Loan Status Summary Part I (as of Cut-Off)

Distribution Date	Current		Delinq 1 Month		Delinq 2 Months		Delinq 3+ Months		Bankruptcy		Foreclosure		REO	
	Count	Balance	Count	Balance	Count	Balance	Count	Balance	Count	Balance	Count	Balance	Count	Balance
Group II Loans														
25-Oct-07	730	148,742,441	56	10,973,756	22	5,297,200	38	8,010,261	3	447,699	3	560,252	0	0
25-Sep-07	768	156,153,235	40	8,554,531	24	5,340,293	21	4,135,463	2	336,149	3	560,395	0	0
27-Aug-07	802	163,445,478	38	8,302,295	18	3,562,934	9	1,834,422	1	128,811	0	0	0	0
25-Jul-07	838	171,563,802	26	5,199,648	12	2,073,073	0	0	1	128,914	3	560,678	0	0
25-Jun-07	858	176,178,723	22	4,004,371	4	815,153	0	0	2	239,121	0	0	0	0
25-May-07	880	180,078,599	8	1,844,211	0	0	0	0	3	456,824	0	0	0	0

Group II Loans														
25-Oct-07	85.68%	85.47%	6.57%	6.31%	2.58%	3.04%	4.46%	4.60%	0.35%	0.26%	0.35%	0.32%	0.00%	0.00%
25-Sep-07	89.51%	89.19%	4.66%	4.89%	2.80%	3.05%	2.45%	2.36%	0.23%	0.19%	0.35%	0.32%	0.00%	0.00%
27-Aug-07	92.40%	92.20%	4.38%	4.68%	2.07%	2.01%	1.04%	1.03%	0.12%	0.07%	0.00%	0.00%	0.00%	0.00%
25-Jul-07	95.23%	95.56%	2.95%	2.90%	1.36%	1.15%	0.00%	0.00%	0.11%	0.07%	0.34%	0.31%	0.00%	0.00%
25-Jun-07	96.84%	97.21%	2.48%	2.21%	0.45%	0.45%	0.00%	0.00%	0.23%	0.13%	0.00%	0.00%	0.00%	0.00%
25-May-07	98.77%	98.74%	0.90%	1.01%	0.00%	0.00%	0.00%	0.00%	0.34%	0.25%	0.00%	0.00%	0.00%	0.00%

Delinquency Balances are Exclusive of REO, Foreclosures and Bankruptcies.



**Bear Stearns Asset Backed Securities I Trust
Asset-Backed Certificates
Series 2007-HE4**

**Distribution Date: 25-Oct-07
Asset-Backed Facts ~ 15 Month Historical Loan Status Summary Part I (as of Cut-Off)**

Distribution Date	Current		Delinq 1 Month		Delinq 2 Months		Delinq 3+ Months		Bankruptcy		Foreclosure		REO		
	Count	Balance	Count	Balance	Count	Balance	Count	Balance	Count	Balance	Count	Balance	Count	Balance	
Group II Loans															
25-Oct-07	90	15,039,433	9	1,753,841	5	1,140,096	3	727,996	0	0	0	0	0	0	
25-Sep-07	96	16,241,239	7	1,466,641	4	925,624	1	152,291	0	0	0	0	0	0	
27-Aug-07	104	17,929,362	4	925,819	0	0	1	152,372	0	0	0	0	0	0	
25-Jul-07	105	18,675,754	4	545,096	1	152,453	0	0	0	0	0	0	0	0	
25-Jun-07	112	19,645,640	3	400,904	2	612,147	0	0	0	0	0	0	0	0	
25-May-07	112	19,685,533	5	975,236	0	0	0	0	0	0	0	0	0	0	

Group II Loans															
25-Oct-07	84.11%	80.59%	8.41%	9.40%	4.67%	6.11%	2.80%	3.90%	0.00%	0.00%	0.00%	0.00%	0.00%	0.00%	
25-Sep-07	88.89%	86.45%	6.48%	7.81%	3.70%	4.93%	0.93%	0.81%	0.00%	0.00%	0.00%	0.00%	0.00%	0.00%	
27-Aug-07	95.41%	94.33%	3.67%	4.87%	0.00%	0.00%	0.92%	0.80%	0.00%	0.00%	0.00%	0.00%	0.00%	0.00%	
25-Jul-07	95.45%	96.40%	3.64%	2.81%	0.91%	0.79%	0.00%	0.00%	0.00%	0.00%	0.00%	0.00%	0.00%	0.00%	
25-Jun-07	95.73%	95.10%	2.56%	1.94%	1.71%	2.96%	0.00%	0.00%	0.00%	0.00%	0.00%	0.00%	0.00%	0.00%	
25-May-07	95.73%	95.28%	4.27%	4.72%	0.00%	0.00%	0.00%	0.00%	0.00%	0.00%	0.00%	0.00%	0.00%	0.00%	

Delinquency Balances are Exclusive of REO, Foreclosures and Bankruptcies.



**Bear Stearns Asset Backed Securities I Trust
Asset-Backed Certificates
Series 2007-HE4**

Distribution Date: 25-Oct-07

Asset-Backed Facts ~ 15 Month Historical Loan Status Summary Part II (as of Cut-Off)

Distribution Date	----- In Foreclosure and Delinquent -----								----- In REO and Delinquent -----								----- In Bankruptcy and Delinquent -----							
	Current		31-60 Days		61-90 Days		90 + Days		Current		31-60 Days		61-90 Days		90 + Days		Current		31-60 Days		61-90 Days		90 + Days	
#	Balance	#	Balance	#	Balance	#	Balance	#	Balance	#	Balance	#	Balance	#	Balance	#	Balance	#	Balance	#	Balance	#	Balance	
Total (All Loans)																								
25-Oct-07	0	0	0	0	0	0	14	4,176,217	0	0	0	0	0	0	1	203,691	7	1,110,631	3	298,760	2	193,347	1	142,438
25-Sep-07	0	0	0	0	0	0	14	4,176,914	0	0	0	0	0	0	3	463,642	9	1,769,154	2	148,487	0	0	2	188,478
27-Aug-07	0	0	0	0	0	0	0	0	0	0	0	0	0	0	2	259,990	5	473,153	0	0	0	0	0	0
25-Jul-07	0	0	0	0	0	0	23	6,284,850	0	0	0	0	0	0	0	0	2	170,501	0	0	0	0	0	0
25-Jun-07	0	0	0	0	0	0	0	0	0	0	0	0	0	0	0	0	3	278,133	0	0	1	110,106	0	0
25-May-07	0	0	0	0	0	0	0	0	0	0	0	0	0	0	0	0	3	454,277	1	110,122	0	0	0	0

Total (All Loans)																								
Distribution Date	Current	31-60 Days	61-90 Days	90 + Days	Current	31-60 Days	61-90 Days	90 + Days	Current	31-60 Days	61-90 Days	90 + Days	Current	31-60 Days	61-90 Days	90 + Days	Current	31-60 Days	61-90 Days	90 + Days	Current	31-60 Days	61-90 Days	90 + Days
25-Oct-07	0.00%	0.00%	0.00%	0.00%	0.00%	0.00%	0.35%	0.51%	0.00%	0.00%	0.00%	0.00%	0.00%	0.00%	0.03%	0.02%	0.18%	0.14%	0.08%	0.04%	0.05%	0.02%	0.03%	0.02%
25-Sep-07	0.00%	0.00%	0.00%	0.00%	0.00%	0.00%	0.35%	0.51%	0.00%	0.00%	0.00%	0.00%	0.00%	0.00%	0.07%	0.06%	0.22%	0.21%	0.05%	0.02%	0.00%	0.00%	0.05%	0.02%
27-Aug-07	0.00%	0.00%	0.00%	0.00%	0.00%	0.00%	0.00%	0.00%	0.00%	0.00%	0.00%	0.00%	0.00%	0.00%	0.05%	0.03%	0.12%	0.06%	0.00%	0.00%	0.00%	0.00%	0.00%	0.00%
25-Jul-07	0.00%	0.00%	0.00%	0.00%	0.00%	0.00%	0.56%	0.74%	0.00%	0.00%	0.00%	0.00%	0.00%	0.00%	0.00%	0.00%	0.05%	0.02%	0.00%	0.00%	0.00%	0.00%	0.00%	0.00%
25-Jun-07	0.00%	0.00%	0.00%	0.00%	0.00%	0.00%	0.00%	0.00%	0.00%	0.00%	0.00%	0.00%	0.00%	0.00%	0.00%	0.00%	0.07%	0.03%	0.00%	0.00%	0.02%	0.01%	0.00%	0.00%
25-May-07	0.00%	0.00%	0.00%	0.00%	0.00%	0.00%	0.00%	0.00%	0.00%	0.00%	0.00%	0.00%	0.00%	0.00%	0.00%	0.00%	0.07%	0.05%	0.02%	0.01%	0.00%	0.00%	0.00%	0.00%



**Bear Stearns Asset Backed Securities I Trust
Asset-Backed Certificates
Series 2007-HE4**

Distribution Date: 25-Oct-07

Asset-Backed Facts ~ 15 Month Historical Loan Status Summary Part II (as of Cut-Off)

Distribution Date	----- In Foreclosure and Delinquent -----								----- In REO and Delinquent -----								----- In Bankruptcy and Delinquent -----							
	Current #	Current Balance	31-60 Days #	31-60 Days Balance	61-90 Days #	61-90 Days Balance	90 + Days #	90 + Days Balance	Current #	Current Balance	31-60 Days #	31-60 Days Balance	61-90 Days #	61-90 Days Balance	90 + Days #	90 + Days Balance	Current #	Current Balance	31-60 Days #	31-60 Days Balance	61-90 Days #	61-90 Days Balance	90 + Days #	90 + Days Balance
	Group I Loans - Total																							
25-Oct-07	0	0	0	0	0	0	11	3,615,965	0	0	0	0	0	0	1	203,691	5	774,682	2	168,815	1	81,598	1	142,438
25-Sep-07	0	0	0	0	0	0	11	3,616,519	0	0	0	0	0	0	3	463,642	7	1,433,005	1	18,471	0	0	1	142,523
27-Aug-07	0	0	0	0	0	0	0	0	0	0	0	0	0	0	2	259,990	2	172,680	0	0	0	0	0	0
25-Jul-07	0	0	0	0	0	0	19	5,529,023	0	0	0	0	0	0	0	0	0	0	0	0	0	0	0	0
25-Jun-07	0	0	0	0	0	0	0	0	0	0	0	0	0	0	0	0	1	107,517	0	0	0	0	0	0
25-May-07	0	0	0	0	0	0	0	0	0	0	0	0	0	0	0	0	1	107,575	0	0	0	0	0	0

Group I Loans - Total																								
25-Oct-07	0.00%	0.00%	0.00%	0.00%	0.00%	0.00%	0.44%	0.66%	0.00%	0.00%	0.00%	0.00%	0.00%	0.00%	0.04%	0.04%	0.20%	0.14%	0.08%	0.03%	0.04%	0.01%	0.04%	0.03%
25-Sep-07	0.00%	0.00%	0.00%	0.00%	0.00%	0.00%	0.44%	0.65%	0.00%	0.00%	0.00%	0.00%	0.00%	0.00%	0.12%	0.08%	0.28%	0.26%	0.04%	0.00%	0.00%	0.00%	0.04%	0.03%
27-Aug-07	0.00%	0.00%	0.00%	0.00%	0.00%	0.00%	0.00%	0.00%	0.00%	0.00%	0.00%	0.00%	0.00%	0.00%	0.08%	0.05%	0.08%	0.03%	0.00%	0.00%	0.00%	0.00%	0.00%	0.00%
25-Jul-07	0.00%	0.00%	0.00%	0.00%	0.00%	0.00%	0.74%	0.98%	0.00%	0.00%	0.00%	0.00%	0.00%	0.00%	0.00%	0.00%	0.00%	0.00%	0.00%	0.00%	0.00%	0.00%	0.00%	0.00%
25-Jun-07	0.00%	0.00%	0.00%	0.00%	0.00%	0.00%	0.00%	0.00%	0.00%	0.00%	0.00%	0.00%	0.00%	0.00%	0.00%	0.00%	0.04%	0.02%	0.00%	0.00%	0.00%	0.00%	0.00%	0.00%
25-May-07	0.00%	0.00%	0.00%	0.00%	0.00%	0.00%	0.00%	0.00%	0.00%	0.00%	0.00%	0.00%	0.00%	0.00%	0.00%	0.00%	0.04%	0.02%	0.00%	0.00%	0.00%	0.00%	0.00%	0.00%



**Bear Stearns Asset Backed Securities I Trust
Asset-Backed Certificates
Series 2007-HE4**

Distribution Date: 25-Oct-07

Asset-Backed Facts ~ 15 Month Historical Loan Status Summary Part II (as of Cut-Off)

Distribution Date	----- In Foreclosure and Delinquent -----								----- In REO and Delinquent -----								----- In Bankruptcy and Delinquent -----							
	Current		31-60 Days		61-90 Days		90 + Days		Current		31-60 Days		61-90 Days		90 + Days		Current		31-60 Days		61-90 Days		90 + Days	
#	Balance	#	Balance	#	Balance	#	Balance	#	Balance	#	Balance	#	Balance	#	Balance	#	Balance	#	Balance	#	Balance	#	Balance	
Group I Loans																								
25-Oct-07	0	0	0	0	0	0	1	292,514	0	0	0	0	0	0	1	203,691	0	0	1	49,866	0	0	0	0
25-Sep-07	0	0	0	0	0	0	1	292,719	0	0	0	0	0	0	1	203,739	1	49,881	0	0	0	0	0	0
27-Aug-07	0	0	0	0	0	0	0	0	0	0	0	0	0	0	0	0	0	0	0	0	0	0	0	0
25-Jul-07	0	0	0	0	0	0	3	643,691	0	0	0	0	0	0	0	0	0	0	0	0	0	0	0	0
25-Jun-07	0	0	0	0	0	0	0	0	0	0	0	0	0	0	0	0	0	0	0	0	0	0	0	0
25-May-07	0	0	0	0	0	0	0	0	0	0	0	0	0	0	0	0	0	0	0	0	0	0	0	0

Group I Loans																									
Distribution Date	Current	31-60 Days	61-90 Days	90 + Days	Current	31-60 Days	61-90 Days	90 + Days	Current	31-60 Days	61-90 Days	90 + Days	Current	31-60 Days	61-90 Days	90 + Days	Current	31-60 Days	61-90 Days	90 + Days	Current	31-60 Days	61-90 Days	90 + Days	
#	Balance	#	Balance	#	Balance	#	Balance	#	Balance	#	Balance	#	Balance	#	Balance	#	Balance	#	Balance	#	Balance	#	Balance	#	Balance
25-Oct-07	0.00%	0.00%	0.00%	0.00%	0.00%	0.00%	0.18%	0.26%	0.00%	0.00%	0.00%	0.00%	0.00%	0.00%	0.18%	0.18%	0.00%	0.00%	0.18%	0.04%	0.00%	0.00%	0.00%	0.00%	
25-Sep-07	0.00%	0.00%	0.00%	0.00%	0.00%	0.00%	0.18%	0.25%	0.00%	0.00%	0.00%	0.00%	0.00%	0.00%	0.18%	0.18%	0.18%	0.04%	0.00%	0.00%	0.00%	0.00%	0.00%	0.00%	
27-Aug-07	0.00%	0.00%	0.00%	0.00%	0.00%	0.00%	0.00%	0.00%	0.00%	0.00%	0.00%	0.00%	0.00%	0.00%	0.00%	0.00%	0.00%	0.00%	0.00%	0.00%	0.00%	0.00%	0.00%	0.00%	
25-Jul-07	0.00%	0.00%	0.00%	0.00%	0.00%	0.00%	0.52%	0.55%	0.00%	0.00%	0.00%	0.00%	0.00%	0.00%	0.00%	0.00%	0.00%	0.00%	0.00%	0.00%	0.00%	0.00%	0.00%	0.00%	
25-Jun-07	0.00%	0.00%	0.00%	0.00%	0.00%	0.00%	0.00%	0.00%	0.00%	0.00%	0.00%	0.00%	0.00%	0.00%	0.00%	0.00%	0.00%	0.00%	0.00%	0.00%	0.00%	0.00%	0.00%	0.00%	
25-May-07	0.00%	0.00%	0.00%	0.00%	0.00%	0.00%	0.00%	0.00%	0.00%	0.00%	0.00%	0.00%	0.00%	0.00%	0.00%	0.00%	0.00%	0.00%	0.00%	0.00%	0.00%	0.00%	0.00%	0.00%	



**Bear Stearns Asset Backed Securities I Trust
Asset-Backed Certificates
Series 2007-HE4**

Distribution Date: 25-Oct-07

Asset-Backed Facts ~ 15 Month Historical Loan Status Summary Part II (as of Cut-Off)

Distribution Date	----- In Foreclosure and Delinquent -----								----- In REO and Delinquent -----								----- In Bankruptcy and Delinquent -----							
	Current		31-60 Days		61-90 Days		90 + Days		Current		31-60 Days		61-90 Days		90 + Days		Current		31-60 Days		61-90 Days		90 + Days	
#	Balance	#	Balance	#	Balance	#	Balance	#	Balance	#	Balance	#	Balance	#	Balance	#	Balance	#	Balance	#	Balance	#	Balance	
Group I Loans																								
25-Oct-07	0	0	0	0	0	0	0	0	0	0	0	0	0	0	0	0	1	18,450	0	0	0	0	0	0
25-Sep-07	0	0	0	0	0	0	0	0	0	0	0	0	0	0	0	0	1	129,783	1	18,471	0	0	0	0
27-Aug-07	0	0	0	0	0	0	0	0	0	0	0	0	0	0	0	0	0	0	0	0	0	0	0	0
25-Jul-07	0	0	0	0	0	0	0	0	0	0	0	0	0	0	0	0	0	0	0	0	0	0	0	0
25-Jun-07	0	0	0	0	0	0	0	0	0	0	0	0	0	0	0	0	0	0	0	0	0	0	0	0
25-May-07	0	0	0	0	0	0	0	0	0	0	0	0	0	0	0	0	0	0	0	0	0	0	0	0

Group I Loans																								
Distribution Date	Current	31-60 Days	61-90 Days	90 + Days	Current	31-60 Days	61-90 Days	90 + Days	Current	31-60 Days	61-90 Days	90 + Days	Current	31-60 Days	61-90 Days	90 + Days	Current	31-60 Days	61-90 Days	90 + Days	Current	31-60 Days	61-90 Days	90 + Days
25-Oct-07	0.00%	0.00%	0.00%	0.00%	0.00%	0.00%	0.00%	0.00%	0.00%	0.00%	0.00%	0.00%	0.00%	0.00%	0.00%	0.00%	0.43%	0.13%	0.00%	0.00%	0.00%	0.00%	0.00%	0.00%
25-Sep-07	0.00%	0.00%	0.00%	0.00%	0.00%	0.00%	0.00%	0.00%	0.00%	0.00%	0.00%	0.00%	0.00%	0.00%	0.00%	0.00%	0.41%	0.86%	0.41%	0.12%	0.00%	0.00%	0.00%	0.00%
27-Aug-07	0.00%	0.00%	0.00%	0.00%	0.00%	0.00%	0.00%	0.00%	0.00%	0.00%	0.00%	0.00%	0.00%	0.00%	0.00%	0.00%	0.00%	0.00%	0.00%	0.00%	0.00%	0.00%	0.00%	0.00%
25-Jul-07	0.00%	0.00%	0.00%	0.00%	0.00%	0.00%	0.00%	0.00%	0.00%	0.00%	0.00%	0.00%	0.00%	0.00%	0.00%	0.00%	0.00%	0.00%	0.00%	0.00%	0.00%	0.00%	0.00%	0.00%
25-Jun-07	0.00%	0.00%	0.00%	0.00%	0.00%	0.00%	0.00%	0.00%	0.00%	0.00%	0.00%	0.00%	0.00%	0.00%	0.00%	0.00%	0.00%	0.00%	0.00%	0.00%	0.00%	0.00%	0.00%	0.00%
25-May-07	0.00%	0.00%	0.00%	0.00%	0.00%	0.00%	0.00%	0.00%	0.00%	0.00%	0.00%	0.00%	0.00%	0.00%	0.00%	0.00%	0.00%	0.00%	0.00%	0.00%	0.00%	0.00%	0.00%	0.00%



**Bear Stearns Asset Backed Securities I Trust
Asset-Backed Certificates
Series 2007-HE4**

Distribution Date: 25-Oct-07

Asset-Backed Facts ~ 15 Month Historical Loan Status Summary Part II (as of Cut-Off)

Distribution Date	----- In Foreclosure and Delinquent -----								----- In REO and Delinquent -----								----- In Bankruptcy and Delinquent -----							
	Current		31-60 Days		61-90 Days		90 + Days		Current		31-60 Days		61-90 Days		90 + Days		Current		31-60 Days		61-90 Days		90 + Days	
#	Balance	#	Balance	#	Balance	#	Balance	#	Balance	#	Balance	#	Balance	#	Balance	#	Balance	#	Balance	#	Balance	#	Balance	
Group I Loans																								
25-Oct-07	0	0	0	0	0	0	8	2,850,585	0	0	0	0	0	0	0	0	4	756,232	1	118,949	1	81,598	1	142,438
25-Sep-07	0	0	0	0	0	0	8	2,850,803	0	0	0	0	0	0	1	76,376	5	1,253,341	0	0	0	0	1	142,523
27-Aug-07	0	0	0	0	0	0	0	0	0	0	0	0	0	0	1	76,394	2	172,680	0	0	0	0	0	0
25-Jul-07	0	0	0	0	0	0	13	4,228,409	0	0	0	0	0	0	0	0	0	0	0	0	0	0	0	0
25-Jun-07	0	0	0	0	0	0	0	0	0	0	0	0	0	0	0	0	1	107,517	0	0	0	0	0	0
25-May-07	0	0	0	0	0	0	0	0	0	0	0	0	0	0	0	0	1	107,575	0	0	0	0	0	0

Group I Loans																								
Distribution Date	Current	31-60 Days	61-90 Days	90 + Days	Current	31-60 Days	61-90 Days	90 + Days	Current	31-60 Days	61-90 Days	90 + Days	Current	31-60 Days	61-90 Days	90 + Days	Current	31-60 Days	61-90 Days	90 + Days	Current	31-60 Days	61-90 Days	90 + Days
25-Oct-07	0.00%	0.00%	0.00%	0.60%	0.00%	0.00%	0.00%	0.85%	0.00%	0.00%	0.00%	0.00%	0.00%	0.00%	0.00%	0.00%	0.30%	0.22%	0.08%	0.04%	0.08%	0.02%	0.08%	0.04%
25-Sep-07	0.00%	0.00%	0.00%	0.60%	0.00%	0.00%	0.00%	0.84%	0.00%	0.00%	0.00%	0.00%	0.00%	0.00%	0.00%	0.00%	0.07%	0.02%	0.37%	0.37%	0.00%	0.00%	0.00%	0.07%
27-Aug-07	0.00%	0.00%	0.00%	0.00%	0.00%	0.00%	0.00%	0.00%	0.00%	0.00%	0.00%	0.00%	0.07%	0.02%	0.15%	0.05%	0.00%	0.00%	0.00%	0.00%	0.00%	0.00%	0.00%	0.00%
25-Jul-07	0.00%	0.00%	0.00%	0.95%	0.00%	0.00%	0.00%	1.22%	0.00%	0.00%	0.00%	0.00%	0.00%	0.00%	0.00%	0.00%	0.00%	0.00%	0.00%	0.00%	0.00%	0.00%	0.00%	0.00%
25-Jun-07	0.00%	0.00%	0.00%	0.00%	0.00%	0.00%	0.00%	0.00%	0.00%	0.00%	0.00%	0.00%	0.00%	0.00%	0.00%	0.00%	0.07%	0.03%	0.00%	0.00%	0.00%	0.00%	0.00%	0.00%
25-May-07	0.00%	0.00%	0.00%	0.00%	0.00%	0.00%	0.00%	0.00%	0.00%	0.00%	0.00%	0.00%	0.00%	0.00%	0.00%	0.00%	0.07%	0.03%	0.00%	0.00%	0.00%	0.00%	0.00%	0.00%



**Bear Stearns Asset Backed Securities I Trust
Asset-Backed Certificates
Series 2007-HE4**

Distribution Date: 25-Oct-07

Asset-Backed Facts ~ 15 Month Historical Loan Status Summary Part II (as of Cut-Off)

Distribution Date	----- In Foreclosure and Delinquent -----								----- In REO and Delinquent -----								----- In Bankruptcy and Delinquent -----							
	Current		31-60 Days		61-90 Days		90 + Days		Current		31-60 Days		61-90 Days		90 + Days		Current		31-60 Days		61-90 Days		90 + Days	
#	Balance	#	Balance	#	Balance	#	Balance	#	Balance	#	Balance	#	Balance	#	Balance	#	Balance	#	Balance	#	Balance	#	Balance	
Group I Loans																								
25-Oct-07	0	0	0	0	0	0	2	472,866	0	0	0	0	0	0	0	0	0	0	0	0	0	0	0	0
25-Sep-07	0	0	0	0	0	0	2	472,998	0	0	0	0	0	0	1	183,528	0	0	0	0	0	0	0	0
27-Aug-07	0	0	0	0	0	0	0	0	0	0	0	0	0	0	1	183,596	0	0	0	0	0	0	0	0
25-Jul-07	0	0	0	0	0	0	3	656,923	0	0	0	0	0	0	0	0	0	0	0	0	0	0	0	0
25-Jun-07	0	0	0	0	0	0	0	0	0	0	0	0	0	0	0	0	0	0	0	0	0	0	0	0
25-May-07	0	0	0	0	0	0	0	0	0	0	0	0	0	0	0	0	0	0	0	0	0	0	0	0

Group I Loans																								
Distribution Date	Current	31-60 Days	61-90 Days	90 + Days	Current	31-60 Days	61-90 Days	90 + Days	Current	31-60 Days	61-90 Days	90 + Days	Current	31-60 Days	61-90 Days	90 + Days	Current	31-60 Days	61-90 Days	90 + Days	Current	31-60 Days	61-90 Days	90 + Days
25-Oct-07	0.00%	0.00%	0.00%	0.00%	0.00%	0.00%	0.56%	0.56%	0.00%	0.00%	0.00%	0.00%	0.00%	0.00%	0.00%	0.00%	0.00%	0.00%	0.00%	0.00%	0.00%	0.00%	0.00%	0.00%
25-Sep-07	0.00%	0.00%	0.00%	0.00%	0.00%	0.00%	0.56%	0.56%	0.00%	0.00%	0.00%	0.00%	0.00%	0.00%	0.28%	0.22%	0.00%	0.00%	0.00%	0.00%	0.00%	0.00%	0.00%	0.00%
27-Aug-07	0.00%	0.00%	0.00%	0.00%	0.00%	0.00%	0.00%	0.00%	0.00%	0.00%	0.00%	0.00%	0.00%	0.00%	0.28%	0.22%	0.00%	0.00%	0.00%	0.00%	0.00%	0.00%	0.00%	0.00%
25-Jul-07	0.00%	0.00%	0.00%	0.00%	0.00%	0.00%	0.83%	0.76%	0.00%	0.00%	0.00%	0.00%	0.00%	0.00%	0.00%	0.00%	0.00%	0.00%	0.00%	0.00%	0.00%	0.00%	0.00%	0.00%
25-Jun-07	0.00%	0.00%	0.00%	0.00%	0.00%	0.00%	0.00%	0.00%	0.00%	0.00%	0.00%	0.00%	0.00%	0.00%	0.00%	0.00%	0.00%	0.00%	0.00%	0.00%	0.00%	0.00%	0.00%	0.00%
25-May-07	0.00%	0.00%	0.00%	0.00%	0.00%	0.00%	0.00%	0.00%	0.00%	0.00%	0.00%	0.00%	0.00%	0.00%	0.00%	0.00%	0.00%	0.00%	0.00%	0.00%	0.00%	0.00%	0.00%	0.00%



**Bear Stearns Asset Backed Securities I Trust
Asset-Backed Certificates
Series 2007-HE4**

Distribution Date: 25-Oct-07

Asset-Backed Facts ~ 15 Month Historical Loan Status Summary Part II (as of Cut-Off)

Distribution Date	----- In Foreclosure and Delinquent -----								----- In REO and Delinquent -----								----- In Bankruptcy and Delinquent -----							
	Current #	Current Balance	31-60 Days #	31-60 Days Balance	61-90 Days #	61-90 Days Balance	90 + Days #	90 + Days Balance	Current #	Current Balance	31-60 Days #	31-60 Days Balance	61-90 Days #	61-90 Days Balance	90 + Days #	90 + Days Balance	Current #	Current Balance	31-60 Days #	31-60 Days Balance	61-90 Days #	61-90 Days Balance	90 + Days #	90 + Days Balance
	Group II Loans - Total																							
25-Oct-07	0	0	0	0	0	0	3	560,252	0	0	0	0	0	0	0	0	2	335,950	1	129,945	1	111,749	0	0
25-Sep-07	0	0	0	0	0	0	3	560,395	0	0	0	0	0	0	0	0	2	336,149	1	130,016	0	0	1	45,955
27-Aug-07	0	0	0	0	0	0	0	0	0	0	0	0	0	0	0	0	3	300,473	0	0	0	0	0	0
25-Jul-07	0	0	0	0	0	0	4	755,828	0	0	0	0	0	0	0	0	2	170,501	0	0	0	0	0	0
25-Jun-07	0	0	0	0	0	0	0	0	0	0	0	0	0	0	0	0	2	170,615	0	0	1	110,106	0	0
25-May-07	0	0	0	0	0	0	0	0	0	0	0	0	0	0	0	0	2	346,702	1	110,122	0	0	0	0

Group II Loans - Total																								
Distribution Date	Current %	Current %	31-60 Days %	31-60 Days %	61-90 Days %	61-90 Days %	90 + Days %	90 + Days %	Current %	Current %	31-60 Days %	31-60 Days %	61-90 Days %	61-90 Days %	90 + Days %	90 + Days %	Current %	Current %	31-60 Days %	31-60 Days %	61-90 Days %	61-90 Days %	90 + Days %	90 + Days %
25-Oct-07	0.00%	0.00%	0.00%	0.00%	0.00%	0.00%	0.20%	0.21%	0.00%	0.00%	0.00%	0.00%	0.00%	0.00%	0.00%	0.00%	0.13%	0.13%	0.07%	0.05%	0.07%	0.04%	0.00%	0.00%
25-Sep-07	0.00%	0.00%	0.00%	0.00%	0.00%	0.00%	0.20%	0.21%	0.00%	0.00%	0.00%	0.00%	0.00%	0.00%	0.00%	0.00%	0.13%	0.12%	0.07%	0.05%	0.00%	0.00%	0.07%	0.02%
27-Aug-07	0.00%	0.00%	0.00%	0.00%	0.00%	0.00%	0.00%	0.00%	0.00%	0.00%	0.00%	0.00%	0.00%	0.00%	0.00%	0.00%	0.20%	0.11%	0.00%	0.00%	0.00%	0.00%	0.00%	0.00%
25-Jul-07	0.00%	0.00%	0.00%	0.00%	0.00%	0.00%	0.26%	0.27%	0.00%	0.00%	0.00%	0.00%	0.00%	0.00%	0.00%	0.00%	0.13%	0.06%	0.00%	0.00%	0.00%	0.00%	0.00%	0.00%
25-Jun-07	0.00%	0.00%	0.00%	0.00%	0.00%	0.00%	0.00%	0.00%	0.00%	0.00%	0.00%	0.00%	0.00%	0.00%	0.00%	0.00%	0.13%	0.06%	0.00%	0.00%	0.06%	0.04%	0.00%	0.00%
25-May-07	0.00%	0.00%	0.00%	0.00%	0.00%	0.00%	0.00%	0.00%	0.00%	0.00%	0.00%	0.00%	0.00%	0.00%	0.00%	0.00%	0.13%	0.12%	0.06%	0.04%	0.00%	0.00%	0.00%	0.00%



**Bear Stearns Asset Backed Securities I Trust
Asset-Backed Certificates
Series 2007-HE4**

Distribution Date: 25-Oct-07

Asset-Backed Facts ~ 15 Month Historical Loan Status Summary Part II (as of Cut-Off)

Distribution Date	----- In Foreclosure and Delinquent -----								----- In REO and Delinquent -----								----- In Bankruptcy and Delinquent -----							
	Current		31-60 Days		61-90 Days		90 + Days		Current		31-60 Days		61-90 Days		90 + Days		Current		31-60 Days		61-90 Days		90 + Days	
#	Balance	#	Balance	#	Balance	#	Balance	#	Balance	#	Balance	#	Balance	#	Balance	#	Balance	#	Balance	#	Balance	#	Balance	
Group II Loans																								
25-Oct-07	0	0	0	0	0	0	0	0	0	0	0	0	0	0	0	0	1	129,945	0	0	0	0	0	0
25-Sep-07	0	0	0	0	0	0	0	0	0	0	0	0	0	0	0	0	1	130,016	0	0	0	0	0	0
27-Aug-07	0	0	0	0	0	0	0	0	0	0	0	0	0	0	0	0	1	130,086	0	0	0	0	0	0
25-Jul-07	0	0	0	0	0	0	1	195,150	0	0	0	0	0	0	0	0	0	0	0	0	0	0	0	0
25-Jun-07	0	0	0	0	0	0	0	0	0	0	0	0	0	0	0	0	0	0	0	0	0	0	0	0
25-May-07	0	0	0	0	0	0	0	0	0	0	0	0	0	0	0	0	0	0	0	0	0	0	0	0

Group II Loans																								
Distribution Date	Current	31-60 Days	61-90 Days	90 + Days	Current	31-60 Days	61-90 Days	90 + Days	Current	31-60 Days	61-90 Days	90 + Days	Current	31-60 Days	61-90 Days	90 + Days	Current	31-60 Days	61-90 Days	90 + Days	Current	31-60 Days	61-90 Days	90 + Days
25-Oct-07	0.00%	0.00%	0.00%	0.00%	0.00%	0.00%	0.00%	0.00%	0.00%	0.00%	0.00%	0.00%	0.00%	0.00%	0.00%	0.00%	0.00%	0.00%	0.25%	0.19%	0.00%	0.00%	0.00%	0.00%
25-Sep-07	0.00%	0.00%	0.00%	0.00%	0.00%	0.00%	0.00%	0.00%	0.00%	0.00%	0.00%	0.00%	0.00%	0.00%	0.00%	0.00%	0.00%	0.00%	0.25%	0.19%	0.00%	0.00%	0.00%	0.00%
27-Aug-07	0.00%	0.00%	0.00%	0.00%	0.00%	0.00%	0.00%	0.00%	0.00%	0.00%	0.00%	0.00%	0.00%	0.00%	0.24%	0.18%	0.00%	0.00%	0.00%	0.00%	0.00%	0.00%	0.00%	0.00%
25-Jul-07	0.00%	0.00%	0.00%	0.00%	0.00%	0.00%	0.24%	0.27%	0.00%	0.00%	0.00%	0.00%	0.00%	0.00%	0.00%	0.00%	0.00%	0.00%	0.00%	0.00%	0.00%	0.00%	0.00%	0.00%
25-Jun-07	0.00%	0.00%	0.00%	0.00%	0.00%	0.00%	0.00%	0.00%	0.00%	0.00%	0.00%	0.00%	0.00%	0.00%	0.00%	0.00%	0.00%	0.00%	0.00%	0.00%	0.00%	0.00%	0.00%	0.00%
25-May-07	0.00%	0.00%	0.00%	0.00%	0.00%	0.00%	0.00%	0.00%	0.00%	0.00%	0.00%	0.00%	0.00%	0.00%	0.00%	0.00%	0.00%	0.00%	0.00%	0.00%	0.00%	0.00%	0.00%	0.00%



**Bear Stearns Asset Backed Securities I Trust
Asset-Backed Certificates
Series 2007-HE4**

Distribution Date: 25-Oct-07

Asset-Backed Facts ~ 15 Month Historical Loan Status Summary Part II (as of Cut-Off)

Distribution Date	----- In Foreclosure and Delinquent -----								----- In REO and Delinquent -----								----- In Bankruptcy and Delinquent -----							
	Current		31-60 Days		61-90 Days		90 + Days		Current		31-60 Days		61-90 Days		90 + Days		Current		31-60 Days		61-90 Days		90 + Days	
#	Balance	#	Balance	#	Balance	#	Balance	#	Balance	#	Balance	#	Balance	#	Balance	#	Balance	#	Balance	#	Balance	#	Balance	
Group II Loans																								
25-Oct-07	0	0	0	0	0	0	0	0	0	0	0	0	0	0	0	0	0	0	0	0	0	0	0	0
25-Sep-07	0	0	0	0	0	0	0	0	0	0	0	0	0	0	0	0	0	0	0	0	0	0	1	45,955
27-Aug-07	0	0	0	0	0	0	0	0	0	0	0	0	0	0	0	0	1	41,576	0	0	0	0	0	0
25-Jul-07	0	0	0	0	0	0	0	0	0	0	0	0	0	0	0	0	1	41,588	0	0	0	0	0	0
25-Jun-07	0	0	0	0	0	0	0	0	0	0	0	0	0	0	0	0	1	41,600	0	0	0	0	0	0
25-May-07	0	0	0	0	0	0	0	0	0	0	0	0	0	0	0	0	0	0	0	0	0	0	0	0

Group II Loans																								
#	Balance	#	Balance	#	Balance	#	Balance	#	Balance	#	Balance	#	Balance	#	Balance	#	Balance	#	Balance	#	Balance	#	Balance	
25-Oct-07	0.00%	0.00%	0.00%	0.00%	0.00%	0.00%	0.00%	0.00%	0.00%	0.00%	0.00%	0.00%	0.00%	0.00%	0.00%	0.00%	0.00%	0.00%	0.00%	0.00%	0.00%	0.00%	0.00%	0.00%
25-Sep-07	0.00%	0.00%	0.00%	0.00%	0.00%	0.00%	0.00%	0.00%	0.00%	0.00%	0.00%	0.00%	0.00%	0.00%	0.00%	0.00%	0.00%	0.00%	0.00%	0.00%	0.00%	0.00%	0.78%	0.70%
27-Aug-07	0.00%	0.00%	0.00%	0.00%	0.00%	0.00%	0.00%	0.00%	0.00%	0.00%	0.00%	0.00%	0.00%	0.00%	0.00%	0.00%	0.77%	0.62%	0.00%	0.00%	0.00%	0.00%	0.00%	0.00%
25-Jul-07	0.00%	0.00%	0.00%	0.00%	0.00%	0.00%	0.00%	0.00%	0.00%	0.00%	0.00%	0.00%	0.00%	0.00%	0.00%	0.00%	0.76%	0.61%	0.00%	0.00%	0.00%	0.00%	0.00%	0.00%
25-Jun-07	0.00%	0.00%	0.00%	0.00%	0.00%	0.00%	0.00%	0.00%	0.00%	0.00%	0.00%	0.00%	0.00%	0.00%	0.00%	0.00%	0.75%	0.60%	0.00%	0.00%	0.00%	0.00%	0.00%	0.00%
25-May-07	0.00%	0.00%	0.00%	0.00%	0.00%	0.00%	0.00%	0.00%	0.00%	0.00%	0.00%	0.00%	0.00%	0.00%	0.00%	0.00%	0.00%	0.00%	0.00%	0.00%	0.00%	0.00%	0.00%	0.00%



**Bear Stearns Asset Backed Securities I Trust
Asset-Backed Certificates
Series 2007-HE4**

Distribution Date: 25-Oct-07

Asset-Backed Facts ~ 15 Month Historical Loan Status Summary Part II (as of Cut-Off)

Distribution Date	----- In Foreclosure and Delinquent -----								----- In REO and Delinquent -----								----- In Bankruptcy and Delinquent -----							
	Current		31-60 Days		61-90 Days		90 + Days		Current		31-60 Days		61-90 Days		90 + Days		Current		31-60 Days		61-90 Days		90 + Days	
#	Balance	#	Balance	#	Balance	#	Balance	#	Balance	#	Balance	#	Balance	#	Balance	#	Balance	#	Balance	#	Balance	#	Balance	
Group II Loans																								
25-Oct-07	0	0	0	0	0	0	3	560,252	0	0	0	0	0	0	0	0	2	335,950	0	0	1	111,749	0	0
25-Sep-07	0	0	0	0	0	0	3	560,395	0	0	0	0	0	0	0	0	2	336,149	0	0	0	0	0	0
27-Aug-07	0	0	0	0	0	0	0	0	0	0	0	0	0	0	0	0	1	128,811	0	0	0	0	0	0
25-Jul-07	0	0	0	0	0	0	3	560,678	0	0	0	0	0	0	0	0	1	128,914	0	0	0	0	0	0
25-Jun-07	0	0	0	0	0	0	0	0	0	0	0	0	0	0	0	0	1	129,016	0	0	1	110,106	0	0
25-May-07	0	0	0	0	0	0	0	0	0	0	0	0	0	0	0	0	2	346,702	1	110,122	0	0	0	0

Group II Loans																								
Distribution Date	Current	31-60 Days	61-90 Days	90 + Days	Current	31-60 Days	61-90 Days	90 + Days	Current	31-60 Days	61-90 Days	90 + Days	Current	31-60 Days	61-90 Days	90 + Days	Current	31-60 Days	61-90 Days	90 + Days	Current	31-60 Days	61-90 Days	90 + Days
25-Oct-07	0.00%	0.00%	0.00%	0.00%	0.00%	0.00%	0.00%	0.35%	0.00%	0.00%	0.00%	0.00%	0.00%	0.00%	0.00%	0.00%	0.23%	0.19%	0.00%	0.00%	0.12%	0.06%	0.00%	0.00%
25-Sep-07	0.00%	0.00%	0.00%	0.00%	0.00%	0.00%	0.00%	0.35%	0.00%	0.00%	0.00%	0.00%	0.00%	0.00%	0.00%	0.00%	0.23%	0.19%	0.00%	0.00%	0.00%	0.00%	0.00%	0.00%
27-Aug-07	0.00%	0.00%	0.00%	0.00%	0.00%	0.00%	0.00%	0.00%	0.00%	0.00%	0.00%	0.00%	0.00%	0.00%	0.00%	0.00%	0.12%	0.07%	0.00%	0.00%	0.00%	0.00%	0.00%	0.00%
25-Jul-07	0.00%	0.00%	0.00%	0.00%	0.00%	0.00%	0.00%	0.34%	0.00%	0.00%	0.00%	0.00%	0.00%	0.00%	0.00%	0.00%	0.11%	0.07%	0.00%	0.00%	0.00%	0.00%	0.00%	0.00%
25-Jun-07	0.00%	0.00%	0.00%	0.00%	0.00%	0.00%	0.00%	0.00%	0.00%	0.00%	0.00%	0.00%	0.00%	0.00%	0.00%	0.00%	0.11%	0.07%	0.00%	0.00%	0.11%	0.06%	0.00%	0.00%
25-May-07	0.00%	0.00%	0.00%	0.00%	0.00%	0.00%	0.00%	0.00%	0.00%	0.00%	0.00%	0.00%	0.00%	0.00%	0.00%	0.00%	0.22%	0.19%	0.11%	0.06%	0.00%	0.00%	0.00%	0.00%



**Bear Stearns Asset Backed Securities I Trust
Asset-Backed Certificates
Series 2007-HE4**

Distribution Date: 25-Oct-07

Asset-Backed Facts ~ 15 Month Historical Loan Status Summary Part II (as of Cut-Off)

Distribution Date	----- In Foreclosure and Delinquent -----								----- In REO and Delinquent -----								----- In Bankruptcy and Delinquent -----							
	Current		31-60 Days		61-90 Days		90 + Days		Current		31-60 Days		61-90 Days		90 + Days		Current		31-60 Days		61-90 Days		90 + Days	
#	Balance	#	Balance	#	Balance	#	Balance	#	Balance	#	Balance	#	Balance	#	Balance	#	Balance	#	Balance	#	Balance	#	Balance	
Group II Loans																								
25-Oct-07	0	0	0	0	0	0	0	0	0	0	0	0	0	0	0	0	0	0	0	0	0	0	0	0
25-Sep-07	0	0	0	0	0	0	0	0	0	0	0	0	0	0	0	0	0	0	0	0	0	0	0	0
27-Aug-07	0	0	0	0	0	0	0	0	0	0	0	0	0	0	0	0	0	0	0	0	0	0	0	0
25-Jul-07	0	0	0	0	0	0	0	0	0	0	0	0	0	0	0	0	0	0	0	0	0	0	0	0
25-Jun-07	0	0	0	0	0	0	0	0	0	0	0	0	0	0	0	0	0	0	0	0	0	0	0	0
25-May-07	0	0	0	0	0	0	0	0	0	0	0	0	0	0	0	0	0	0	0	0	0	0	0	0

Group II Loans																								
Date	Current	31-60 Days	61-90 Days	90 + Days	Current	31-60 Days	61-90 Days	90 + Days	Current	31-60 Days	61-90 Days	90 + Days	Current	31-60 Days	61-90 Days	90 + Days	Current	31-60 Days	61-90 Days	90 + Days	Current	31-60 Days	61-90 Days	90 + Days
25-Oct-07	0.00%	0.00%	0.00%	0.00%	0.00%	0.00%	0.00%	0.00%	0.00%	0.00%	0.00%	0.00%	0.00%	0.00%	0.00%	0.00%	0.00%	0.00%	0.00%	0.00%	0.00%	0.00%	0.00%	0.00%
25-Sep-07	0.00%	0.00%	0.00%	0.00%	0.00%	0.00%	0.00%	0.00%	0.00%	0.00%	0.00%	0.00%	0.00%	0.00%	0.00%	0.00%	0.00%	0.00%	0.00%	0.00%	0.00%	0.00%	0.00%	0.00%
27-Aug-07	0.00%	0.00%	0.00%	0.00%	0.00%	0.00%	0.00%	0.00%	0.00%	0.00%	0.00%	0.00%	0.00%	0.00%	0.00%	0.00%	0.00%	0.00%	0.00%	0.00%	0.00%	0.00%	0.00%	0.00%
25-Jul-07	0.00%	0.00%	0.00%	0.00%	0.00%	0.00%	0.00%	0.00%	0.00%	0.00%	0.00%	0.00%	0.00%	0.00%	0.00%	0.00%	0.00%	0.00%	0.00%	0.00%	0.00%	0.00%	0.00%	0.00%
25-Jun-07	0.00%	0.00%	0.00%	0.00%	0.00%	0.00%	0.00%	0.00%	0.00%	0.00%	0.00%	0.00%	0.00%	0.00%	0.00%	0.00%	0.00%	0.00%	0.00%	0.00%	0.00%	0.00%	0.00%	0.00%
25-May-07	0.00%	0.00%	0.00%	0.00%	0.00%	0.00%	0.00%	0.00%	0.00%	0.00%	0.00%	0.00%	0.00%	0.00%	0.00%	0.00%	0.00%	0.00%	0.00%	0.00%	0.00%	0.00%	0.00%	0.00%



**Bear Stearns Asset Backed Securities I Trust
Asset-Backed Certificates
Series 2007-HE4**

***Distribution Date: 25-Oct-07
Asset-Backed Facts ~ 15 Month Historical Payoff/Loss Summary***

Distribution Date	Ending Pool		Payoffs		Insurance	Substitution	Liquidation	Realized Losses		Remaining Term	Curr Weighted Avg.	
	#	Balance	#	Balance	Proceeds	Proceeds	Proceeds	#	Amount	Life	Coupon	Remit
Total (All Loans)												
25-Oct-07	3,964	818,479,797	34	5,968,234	0.00	0.00	(21,874.59)	5	448,407	349	8.35%	7.85%
25-Sep-07	4,003	825,247,772	41	7,988,308	0.00	0.00	346,747.39	1	1,527	350	8.36%	7.86%
27-Aug-07	4,045	833,951,715	45	9,622,068	0.00	0.00	0.00	0	0	351	8.36%	7.86%
25-Jul-07	4,090	843,915,158	54	12,978,078	0.00	0.00	0.00	0	0	351	8.37%	7.87%
25-Jun-07	4,144	857,242,364	26	4,965,134	0.00	0.00	0.00	0	0	352	8.37%	7.87%
25-May-07	4,170	862,574,572	23	6,020,788	0.00	0.00	0.00	0	0	353	8.38%	7.88%

Group I Loans												
25-Oct-07	564	114,343,167	3	410,801	0.00	0.00	0.00	0	0	348	7.78%	7.28%
25-Sep-07	567	114,824,671	8	1,412,484	0.00	0.00	0.00	0	0	349	7.78%	7.28%
27-Aug-07	575	116,306,578	2	167,328	0.00	0.00	0.00	0	0	350	7.78%	7.28%
25-Jul-07	577	116,544,223	2	534,210	0.00	0.00	0.00	0	0	351	7.78%	7.28%
25-Jun-07	579	117,146,606	2	247,106	0.00	0.00	0.00	0	0	352	7.78%	7.28%
25-May-07	581	117,462,581	3	579,812	0.00	0.00	0.00	0	0	353	7.78%	7.28%



Bear Stearns Asset Backed Securities I Trust
Asset-Backed Certificates
Series 2007-HE4

Distribution Date: 25-Oct-07
Asset-Backed Facts ~ 15 Month Historical Payoff/Loss Summary

Distribution Date	Ending Pool		Payoffs		Insurance	Substitution	Liquidation	Realized Losses		Remaining Term	Curr Weighted Avg.	
	#	Balance	#	Balance	Proceeds	Proceeds	Proceeds	#	Amount	Life	Coupon	Remit
Group I Loans												
25-Oct-07	235	14,286,859	4	285,587	0.00	0.00	(21,874.59)	5	448,407	261	11.97%	11.47%
25-Sep-07	244	15,005,007	1	32,584	0.00	0.00	0.00	0	0	261	11.97%	11.47%
27-Aug-07	245	15,042,982	3	299,557	0.00	0.00	0.00	0	0	262	11.97%	11.47%
25-Jul-07	248	15,347,859	3	308,648	0.00	0.00	0.00	0	0	261	11.96%	11.46%
25-Jun-07	251	15,661,718	1	68,929	0.00	0.00	0.00	0	0	260	11.97%	11.47%
25-May-07	252	15,736,678	0	0	0.00	0.00	0.00	0	0	261	11.97%	11.47%

Group I Loans												
25-Oct-07	1,328	336,984,232	11	2,822,538	0.00	0.00	0.00	0	0	352	8.52%	8.02%
25-Sep-07	1,339	339,934,448	10	2,380,593	0.00	0.00	0.00	0	0	353	8.52%	8.02%
27-Aug-07	1,349	342,438,935	16	4,873,294	0.00	0.00	0.00	0	0	354	8.52%	8.02%
25-Jul-07	1,365	347,420,325	24	6,950,671	0.00	0.00	0.00	0	0	355	8.53%	8.03%
25-Jun-07	1,389	354,484,131	14	3,131,276	0.00	0.00	0.00	0	0	356	8.53%	8.03%
25-May-07	1,403	357,751,447	13	4,047,100	0.00	0.00	0.00	0	0	357	8.54%	8.04%



Bear Stearns Asset Backed Securities I Trust
Asset-Backed Certificates
Series 2007-HE4

Distribution Date: 25-Oct-07
Asset-Backed Facts ~ 15 Month Historical Payoff/Loss Summary

Distribution Date	Ending Pool		Payoffs		Insurance	Substitution	Liquidation	Realized Losses		Remaining Term	Curr Weighted Avg.	
	#	Balance	#	Balance	Proceeds	Proceeds	Proceeds	#	Amount	Life	Coupon	Remit
Group I Loans												
25-Oct-07	354	84,531,659	3	417,659	0.00	0.00	0.00	0	0	351	7.80%	7.30%
25-Sep-07	357	84,980,921	2	283,517	0.00	0.00	0.00	0	0	352	7.80%	7.30%
27-Aug-07	359	85,295,974	4	710,322	0.00	0.00	0.00	0	0	353	7.82%	7.32%
25-Jul-07	363	86,035,849	5	980,595	0.00	0.00	0.00	0	0	354	7.83%	7.33%
25-Jun-07	368	87,046,542	1	97,548	0.00	0.00	0.00	0	0	355	7.83%	7.33%
25-May-07	369	87,175,220	3	779,290	0.00	0.00	0.00	0	0	356	7.83%	7.33%

Group II Loans												
25-Oct-07	397	69,129,696	5	893,854	0.00	0.00	0.00	0	0	346	7.83%	7.33%
25-Sep-07	402	70,076,649	8	1,720,869	0.00	0.00	0.00	0	0	347	7.84%	7.34%
27-Aug-07	410	71,850,067	6	1,000,013	0.00	0.00	0.00	0	0	348	7.84%	7.34%
25-Jul-07	416	72,897,226	4	1,088,951	0.00	0.00	0.00	0	0	349	7.86%	7.36%
25-Jun-07	420	74,037,398	1	236,333	0.00	0.00	0.00	0	0	350	7.86%	7.36%
25-May-07	421	74,322,804	2	198,034	0.00	0.00	0.00	0	0	352	7.85%	7.35%



**Bear Stearns Asset Backed Securities I Trust
Asset-Backed Certificates
Series 2007-HE4**

***Distribution Date: 25-Oct-07
Asset-Backed Facts ~ 15 Month Historical Payoff/Loss Summary***

Distribution Date	Ending Pool		Payoffs		Insurance	Substitution	Liquidation	Realized Losses		Remaining Term	Curr Weighted Avg.	
	#	Balance	#	Balance	Proceeds	Proceeds	Proceeds	#	Amount	Life	Coupon	Remit
Group II Loans												
25-Oct-07	127	6,511,211	1	45,955	0.00	0.00	0.00	0	0	276	11.46%	10.96%
25-Sep-07	128	6,560,216	2	171,962	0.00	0.00	0.00	0	0	277	11.48%	10.98%
27-Aug-07	130	6,735,688	1	31,548	0.00	0.00	0.00	0	0	275	11.47%	10.97%
25-Jul-07	131	6,770,257	3	196,949	0.00	0.00	0.00	0	0	276	11.47%	10.97%
25-Jun-07	134	6,969,909	2	112,169	0.00	0.00	0.00	0	0	276	11.49%	10.99%
25-May-07	136	7,085,440	0	0	0.00	0.00	0.00	0	0	275	11.49%	10.99%

Group II Loans												
25-Oct-07	852	174,031,608	6	975,388	0.00	0.00	0.00	0	0	352	8.47%	7.97%
25-Sep-07	858	175,080,067	9	1,775,359	0.00	0.00	346,747.39	1	1,527	353	8.47%	7.97%
27-Aug-07	868	177,273,940	12	2,180,386	0.00	0.00	0.00	0	0	354	8.47%	7.97%
25-Jul-07	880	179,526,116	6	1,640,554	0.00	0.00	0.00	0	0	355	8.48%	7.98%
25-Jun-07	886	181,237,368	5	1,071,773	0.00	0.00	0.00	0	0	356	8.48%	7.98%
25-May-07	891	182,379,633	2	416,551	0.00	0.00	0.00	0	0	357	8.48%	7.98%



Bear Stearns Asset Backed Securities I Trust
Asset-Backed Certificates
Series 2007-HE4

Distribution Date: 25-Oct-07
Asset-Backed Facts ~ 15 Month Historical Payoff/Loss Summary

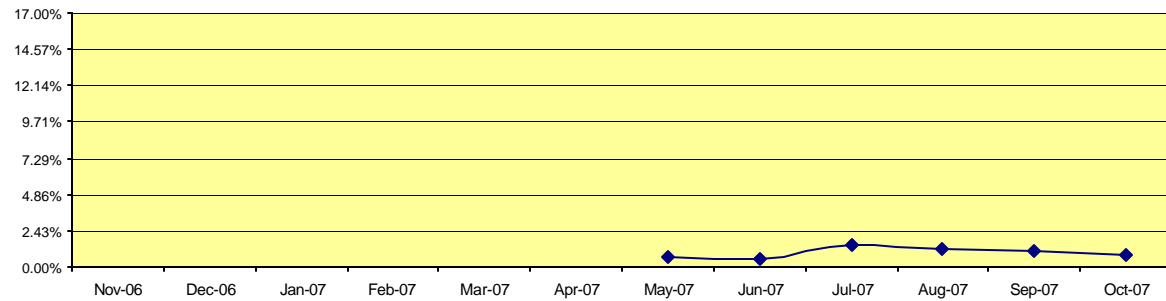
Distribution Date	Ending Pool		Payoffs		Insurance	Substitution	Liquidation	Realized Losses		Remaining Term	Curr Weighted Avg.	
	#	Balance	#	Balance	Proceeds	Proceeds	Proceeds	#	Amount	Life	Coupon	Remit
Group II Loans												
25-Oct-07	107	18,661,366	1	116,453	0.00	0.00	0.00	0	0	351	8.24%	7.74%
25-Sep-07	108	18,785,794	1	210,939	0.00	0.00	0.00	0	0	352	8.25%	7.75%
27-Aug-07	109	19,007,552	1	359,618	0.00	0.00	0.00	0	0	353	8.26%	7.76%
25-Jul-07	110	19,373,303	7	1,277,499	0.00	0.00	0.00	0	0	354	8.29%	7.79%
25-Jun-07	117	20,658,691	0	0	0.00	0.00	0.00	0	0	355	8.29%	7.79%
25-May-07	117	20,660,769	0	0	0.00	0.00	0.00	0	0	356	8.29%	7.79%

**Bear Stearns Asset Backed Securities I Trust
Asset-Backed Certificates
Series 2007-HE4**

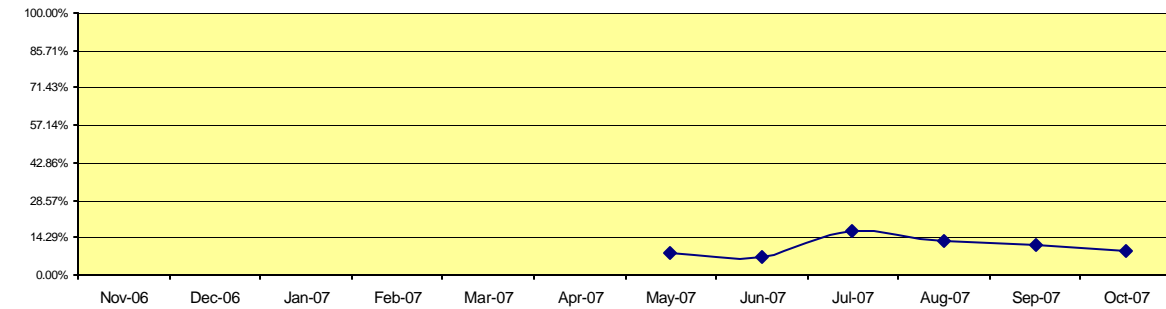
**Distribution Date: 25-Oct-07
Prepayment Summary
Total (All Loans)**

SMM (Single Monthly Mortality)

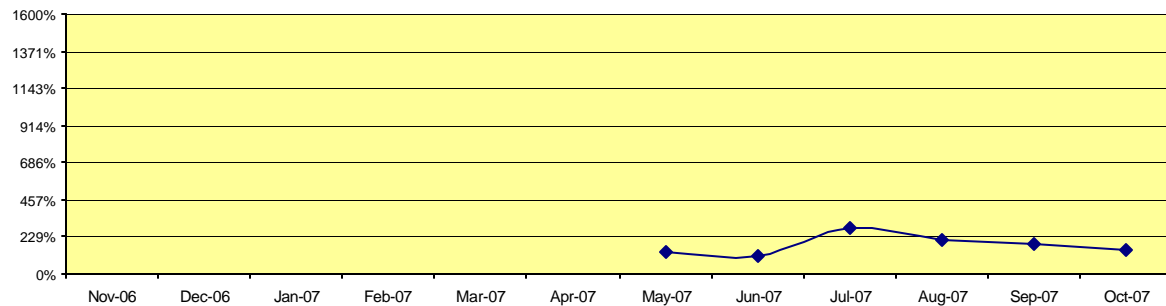
Total	
Current Period	0.78%
3-Month Average	0.98%
6-Month Average	0.95%
12-Month Average	0.95%
Average Since Cut-Off	0.95%


CPR (Conditional Prepayment Rate)

Total	
Current Period	8.98%
3-Month Average	11.09%
6-Month Average	10.80%
12-Month Average	10.80%
Average Since Cut-Off	10.80%


PSA (Public Securities Association)

Total	
Current Period	150%
3-Month Average	185%
6-Month Average	180%
12-Month Average	180%
Average Since Cut-Off	180%



SMM	Single Monthly Mortality	$(\text{Partial and Full Prepayments} + \text{Repurchases} + \text{Curtailments} + \text{Liquidations} + \text{Other Prin Proceeds}) / (\text{Beginning Collateral Bal} - \text{Scheduled Prin})$
CPR	Conditional Prepayment Rate	$1 - (1 - \text{SMM})^{12}$
PSA	Public Securities Association	$100 * \text{CPR} / (0.2 * \text{MIN}(30, \text{WAS}))$
WAS	Weighted Average Seasoning	$(\text{Original Term} - \text{Remaining Term}) * (\text{Current Scheduled Balance} / \text{Deal Scheduled Principal Balance})$



**Bear Stearns Asset Backed Securities I Trust
Asset-Backed Certificates
Series 2007-HE4**

**Distribution Date: 25-Oct-07
Mortgage Loan Characteristics Part I
Total (All Loans)**

Distribution by Current Ending Principal Balance

Min	Max	Count	% of Total	Balance	% of Total
13,000	to 65,000	398	10.04%	18,097,525	2.21%
65,000	to 87,000	262	6.61%	20,111,572	2.46%
87,000	to 109,000	294	7.42%	28,843,511	3.52%
109,000	to 131,000	340	8.58%	40,888,264	5.00%
131,000	to 153,000	343	8.65%	48,877,127	5.97%
153,000	to 176,000	349	8.80%	57,565,256	7.03%
176,000	to 218,000	523	13.19%	102,627,824	12.54%
218,000	to 260,000	401	10.12%	95,628,160	11.68%
260,000	to 302,000	299	7.54%	83,764,187	10.23%
302,000	to 344,000	207	5.22%	66,578,148	8.13%
344,000	to 388,000	152	3.83%	55,485,272	6.78%
388,000	to 1,000,000	396	9.99%	200,012,952	24.44%
		3,964	100.00%	818,479,797	100.00%

Distribution by Cut-off Principal Balance

Min	Max	Count	% of Total	Balance	% of Total
13,000	to 66,000	424	10.11%	19,535,231	2.25%
66,000	to 88,000	274	6.53%	21,237,578	2.44%
88,000	to 110,000	327	7.80%	32,528,267	3.74%
110,000	to 132,000	364	8.68%	44,198,066	5.09%
132,000	to 154,000	350	8.35%	50,228,973	5.78%
154,000	to 177,000	365	8.70%	60,535,485	6.97%
177,000	to 220,000	575	13.71%	113,787,582	13.09%
220,000	to 263,000	413	9.85%	99,603,314	11.46%
263,000	to 306,000	316	7.54%	89,556,089	10.31%
306,000	to 349,000	216	5.15%	70,466,129	8.11%
349,000	to 390,000	150	3.58%	55,392,580	6.37%
390,000	to 1,000,000	419	9.99%	211,904,017	24.39%
		4,193	100.00%	868,973,311	100.00%

Distribution by Current Mortgage Rate

Min	Max	Count	% of Total	Balance	% of Total
5.50%	to 6.83%	397	10.02%	103,904,458	12.69%
6.83%	to 7.19%	210	5.30%	54,304,890	6.63%
7.19%	to 7.55%	265	6.69%	66,310,802	8.10%
7.55%	to 7.91%	344	8.68%	86,800,966	10.61%
7.91%	to 8.27%	377	9.51%	93,190,755	11.39%
8.27%	to 8.63%	391	9.86%	87,570,154	10.70%
8.63%	to 9.06%	528	13.32%	110,805,437	13.54%
9.06%	to 9.50%	409	10.32%	82,745,084	10.11%
9.50%	to 9.94%	291	7.34%	51,588,447	6.30%
9.94%	to 10.38%	205	5.17%	31,845,026	3.89%
10.38%	to 10.83%	149	3.76%	19,820,437	2.42%
10.83%	to 14.66%	398	10.04%	29,593,343	3.62%
		3,964	100.00%	818,479,797	100.00%

Distribution by Original Mortgage Rate

Min	Max	Count	% of Total	Balance	% of Total
5.25%	to 6.84%	411	9.80%	107,210,890	12.34%
6.84%	to 7.20%	238	5.68%	61,494,297	7.08%
7.20%	to 7.56%	269	6.42%	68,459,486	7.88%
7.56%	to 7.92%	345	8.23%	85,591,755	9.85%
7.92%	to 8.28%	404	9.64%	100,131,803	11.52%
8.28%	to 8.65%	453	10.80%	103,011,550	11.85%
8.65%	to 9.08%	527	12.57%	109,987,898	12.66%
9.08%	to 9.52%	426	10.16%	86,160,831	9.92%
9.52%	to 9.95%	342	8.16%	62,201,521	7.16%
9.95%	to 10.39%	198	4.72%	30,676,893	3.53%
10.39%	to 10.84%	157	3.74%	21,965,297	2.53%
10.84%	to 14.66%	423	10.09%	32,081,090	3.69%
		4,193	100.00%	868,973,311	100.00%



**Bear Stearns Asset Backed Securities I Trust
Asset-Backed Certificates
Series 2007-HE4**

***Distribution Date: 25-Oct-07
Mortgage Loan Characteristics Part II
Total (All Loans)***

Distribution by Product Characteristics (Current)

Product Type	# of Loans	Ending Balance	% of Balance	WAMM	WAC
Adjustable	2,641	614,208,865	75.04%	351.89	8.39%
Fixed 1st Lien	961	183,472,862	22.42%	347.16	7.79%
Fixed 2nd Lien	362	20,798,070	2.54%	265.48	11.82%
Total	3,964	818,479,797	100.00%		

Distribution by Product Characteristics (Cut-off)

Product Type	# of Loans	Original Principal Balance	% of Balance	WAMM	WAC
Adjustable	2,798	653,454,768	75.20%	360.00	8.42%
Fixed 1st Lien	1,007	192,686,019	22.17%	355.59	7.81%
Fixed 2nd Lien	388	22,832,524	2.63%	269.90	11.82%
Total	4,193	868,973,311	100.00%		

Distribution by Property Types (Current)

Property Type	# of Loans	Ending Balance	% of Balance	WAMM	WAC
SF Unattached Dwelling	3,333	684,324,663	83.61%	348.87	8.32%
PUD	338	72,368,048	8.84%	346.57	8.50%
Multifamily	155	39,005,602	4.77%	351.44	8.46%
Condo - High Facility	123	20,256,881	2.47%	344.11	8.55%
SF Attached Dwelling	15	2,524,603	0.31%	337.63	8.47%
Total	3,964	818,479,797	100.00%		

Distribution by Property Types (Cut-off)

Property Type	# of Loans	Ending Balance	% of Balance	WAMM	WAC
SF Unattached Dwelling	3,526	726,568,495	83.61%	356.80	8.34%
PUD	354	75,985,852	8.74%	355.11	8.55%
Multifamily	164	41,322,058	4.76%	359.47	8.51%
Condo - High Facility	132	22,318,255	2.57%	353.06	8.59%
SF Attached Dwelling	17	2,778,650	0.32%	347.43	8.54%
Total	4,193	868,973,311	100.00%		



**Bear Stearns Asset Backed Securities I Trust
Asset-Backed Certificates
Series 2007-HE4**

***Distribution Date: 25-Oct-07
Mortgage Loan Characteristics Part II
Total (All Loans)***

Distribution by Occupancy Type (Current)

Occupancy Type	# of Loans	Ending Balance	% of Balance	WAMM	WAC
Owner Occupied - Primary Residence	3,667	766,836,830	93.69%	348.56	8.31%
Non-Owner Occupied	261	42,878,757	5.24%	349.79	8.91%
Owner Occupied - Secondary Residence	36	8,764,210	1.07%	349.79	8.63%

Distribution by Occupancy Type (Cut-off)

Occupancy Type	# of Loans	Ending Balance	% of Balance	WAMM	WAC
Owner Occupied - Primary Residence	3,880	814,151,582	93.69%	356.55	8.34%
Non-Owner Occupied	273	45,224,245	5.20%	358.06	8.93%
Owner Occupied - Secondary Residence	40	9,597,484	1.10%	358.63	8.68%

Total 3,964 818,479,797 100.00%

Total 4,193 868,973,311 100.00%

Distribution by Loan Purpose (Current)

Loan Purpose	# of Loans	Ending Balance	% of Balance	WAMM	WAC
Refinance/Equity Takeout	2,571	565,739,147	69.12%	350.01	8.22%
Purchase	935	157,504,641	19.24%	343.21	8.95%
Refinance/No Cash Out	458	95,236,010	11.64%	349.43	8.12%

Distribution by Loan Purpose (Cut-off)

Loan Purpose	# of Loans	Ending Balance	% of Balance	WAMM	WAC
Refinance/Equity Takeout	2,729	602,327,858	69.31%	358.06	8.25%
Purchase	988	168,198,396	19.36%	351.28	8.97%
Refinance/No Cash Out	476	98,447,057	11.33%	357.25	8.14%

Total 3,964 818,479,797 100.00%

Total 4,193 868,973,311 100.00%



Bear Stearns Asset Backed Securities I Trust
Asset-Backed Certificates
Series 2007-HE4

Distribution Date: 25-Oct-07
Mortgage Loan Characteristics Part II
Total (All Loans)

Distribution by Originator Concentration > 10% (Current)

Originator	# of Loans	Ending Balance	% of Balance	WAMM	WAC
Unknown	3,964	818,479,797	100.00%	348.64	8.35%

Distribution by Originator Concentration > 10% (Cut-off)

Originator	# of Loans	Ending Balance	% of Balance	WAMM	WAC
Unknown	4,193	868,973,311	100.00%	356.65	8.38%

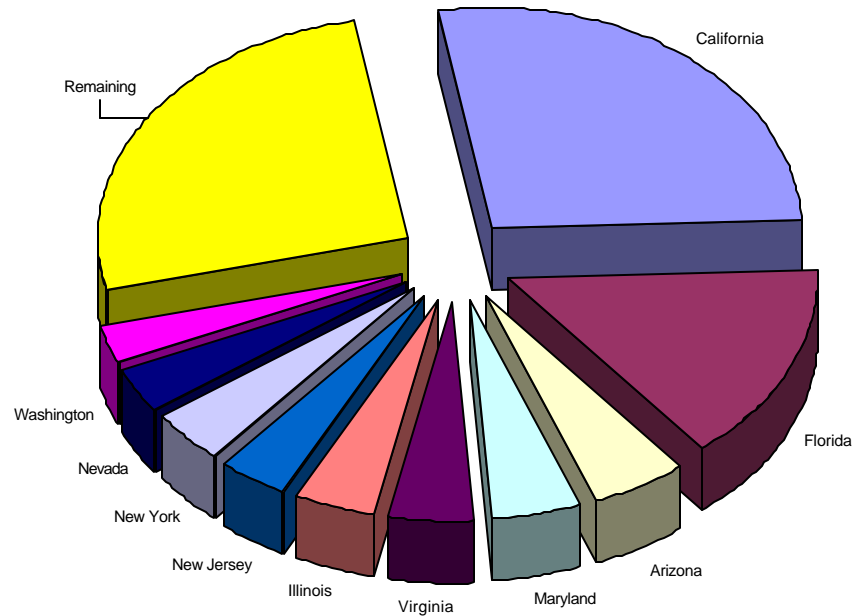
**Bear Stearns Asset Backed Securities I Trust
Asset-Backed Certificates
Series 2007-HE4**

**Distribution Date: 25-Oct-07
Geographic Concentration
Total (All Loans)**

Top 10 Current State Concentration

Geographic Distribution	# of Loans	Balance ⁽¹⁾	% of Balance	WAMM	WAC
California	742	223,825,207	27.35%	349	7.91%
Florida	618	119,052,433	14.55%	349	8.38%
Arizona	199	40,262,349	4.92%	349	8.11%
Maryland	147	38,626,178	4.72%	350	8.47%
Virginia	191	37,941,281	4.64%	349	8.32%
Illinois	169	32,619,453	3.99%	351	8.71%
New Jersey	116	31,563,183	3.86%	352	8.72%
New York	141	30,805,430	3.76%	349	8.39%
Nevada	124	27,946,987	3.41%	346	8.20%
Washington	96	21,277,898	2.60%	348	8.19%
Remaining	1,421	214,559,399	26.21%	347	8.73%

Top 10 Current State Concentration



Top 10 Original State Concentration

Geographic Distribution	# of Loans	Balance ⁽¹⁾	% of Balance	WAMM	WAC
California	787	236,164,108	27.18%	356	7.94%
Florida	642	124,414,669	14.32%	357	8.40%
Maryland	173	44,354,864	5.10%	358	8.51%
Arizona	204	41,785,288	4.81%	357	8.18%
Illinois	194	39,375,142	4.53%	358	8.80%
Virginia	199	39,060,785	4.50%	357	8.35%
New Jersey	135	35,986,352	4.14%	360	8.66%
New York	146	31,969,654	3.68%	358	8.41%
Nevada	126	28,393,282	3.27%	354	8.22%
Georgia	142	22,852,213	2.63%	356	9.10%
Remaining	1,445	224,616,953	25.85%	356	8.65%

⁽¹⁾ Based on Current Period Ending Principal Balance



**Bear Stearns Asset Backed Securities I Trust
Asset-Backed Certificates
Series 2007-HE4**

***Distribution Date: 25-Oct-07
Current Period Realized Loss Detail
Total (All Loans)***

Disclosure Control #	Period	Original Liquidation Balance	Net Liquidation Proceeds	Loss-Loan Non-adjusted	Loss to Trust	Loss-Certs Non-adjusted	Subsequent Recov/(Exp)	Loss-Loan Adjusted	Loss-Certs Adjusted	Liq Type	Adj Type
16852360	200710	115,903.78	(5,991.79)	115,903.78	5,991.79	121,895.57	0.00	115,903.78	121,895.57	C	
17035513	200710	107,876.93	(4,958.71)	107,876.93	4,958.71	112,835.64	0.00	107,876.93	112,835.64	C	
16812667	200710	100,919.88	(5,407.33)	100,919.88	5,407.33	106,327.21	0.00	100,919.88	106,327.21	C	
17010088	200710	57,915.15	(3,049.23)	57,915.15	3,049.23	60,964.38	0.00	57,915.15	60,964.38	C	
16983841	200710	43,916.27	(2,467.53)	43,916.27	2,467.53	46,383.80	0.00	43,916.27	46,383.80	C	
Current Total		426,532.01	(21,874.59)	426,532.01	21,874.59	448,406.60	0.00	426,532.01	448,406.60		
Cumulative		774,896.41	324,963.12	428,058.70	21,874.59	449,933.29	0.00	428,058.70	449,933.29		

Liq. Type Code - Legend

Charge-off	C	REO
Matured	M	Short Pay
Repurchase	N	Third Party
Note Sale	O	Write-off
Paid in Full	P	Assigned

Adjustment Legend

R	Escrow Bal/Adv	1	Third Party	6
S	MREC	2	Charged Off/Matured	7
T	Rest'd Escrow	3	Side Note	8
W	Replacement Res.	4	Manual	9
A	Suspense	5		



Bear Stearns Asset Backed Securities I Trust
Asset-Backed Certificates
Series 2007-HE4

Distribution Date: 25-Oct-07
Historical Realized Loss Summary
Total (All Loans)

Distribution Date	----- Current Realized Loss -----				----- Previous Liquidations/Payoffs -----						Realized Loss Adjusted	Cumulative Realized Loss
	Beginning Scheduled Balance	Net Liquidation Proceeds	Realized Loss	Loan Count	Claims on Prior Liquidations		Recovery on Prior Liquidations		(Claims)/Recoveries on Prior Payoffs			
					Amount	Count	Amount	Count	Amount	Count		
25-Oct-07	426,532.01	(21,874.59)	448,406.60	5	0.00	0	0.00	0	0.00	0	448,406.60	449,933.29
25-Sep-07	348,364.40	346,837.71	1,526.69	1	0.00	0	0.00	0	0.00	0	1,526.69	1,526.69
27-Aug-07	0.00	0.00	0.00	0	0.00	0	0.00	0	0.00	0	0.00	0.00
25-Jul-07	0.00	0.00	0.00	0	0.00	0	0.00	0	0.00	0	0.00	0.00
25-Jun-07	0.00	0.00	0.00	0	0.00	0	0.00	0	0.00	0	0.00	0.00
25-May-07	0.00	0.00	0.00	0	0.00	0	0.00	0	0.00	0	0.00	0.00
Total	774,896.41	324,963.12	449,933.29	6	0.00	0	0.00	0	0.00	0	449,933.29	



Bear Stearns Asset Backed Securities I Trust
Asset-Backed Certificates
Series 2007-HE4

Distribution Date: 25-Oct-07
Historical Realized Loss Summary
Group I Loans

Distribution Date	----- Current Realized Loss -----				----- Previous Liquidations/Payoffs -----						Realized Loss Adjusted	Cumulative Realized Loss
	Beginning Scheduled Balance	Net Liquidation Proceeds	Realized Loss	Loan Count	Claims on Prior Liquidations		Recovery on Prior Liquidations		(Claims)/Recoveries on Prior Payoffs			
					Amount	Count	Amount	Count	Amount	Count		
25-Oct-07	426,532.01	(21,874.59)	448,406.60	5	0.00	0	0.00	0	0.00	0	448,406.60	448,406.60
25-Sep-07	0.00	0.00	0.00	0	0.00	0	0.00	0	0.00	0	0.00	0.00
27-Aug-07	0.00	0.00	0.00	0	0.00	0	0.00	0	0.00	0	0.00	0.00
25-Jul-07	0.00	0.00	0.00	0	0.00	0	0.00	0	0.00	0	0.00	0.00
25-Jun-07	0.00	0.00	0.00	0	0.00	0	0.00	0	0.00	0	0.00	0.00
25-May-07	0.00	0.00	0.00	0	0.00	0	0.00	0	0.00	0	0.00	0.00
Total	426,532.01	(21,874.59)	448,406.60	5	0.00	0	0.00	0	0.00	0	448,406.60	



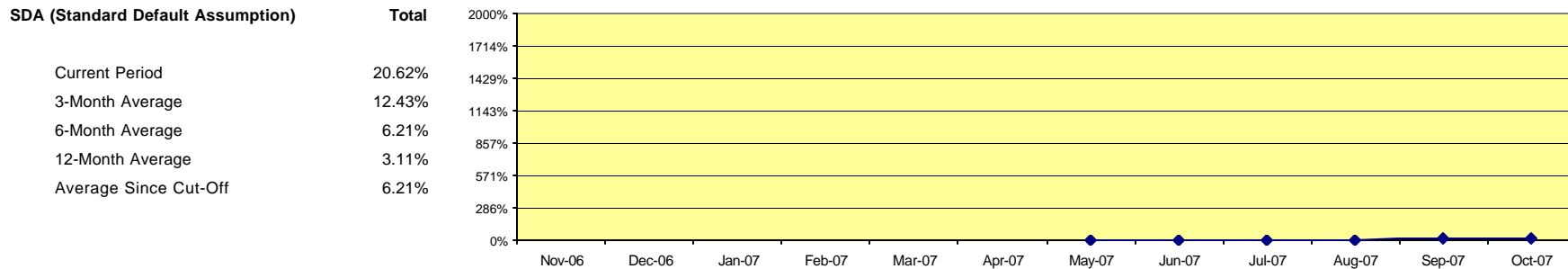

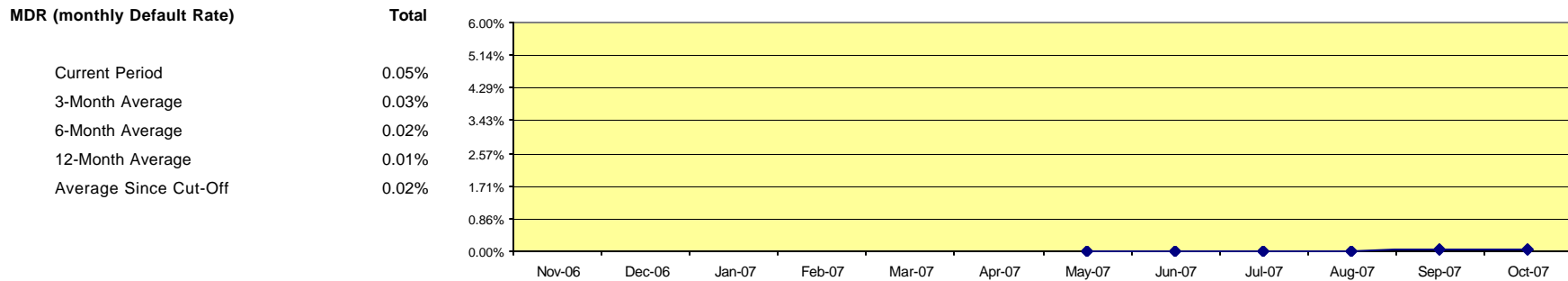
**Bear Stearns Asset Backed Securities I Trust
Asset-Backed Certificates
Series 2007-HE4**

Distribution Date: 25-Oct-07
Historical Realized Loss Summary
Group II Loans

Distribution Date	----- Current Realized Loss -----				----- Previous Liquidations/Payoffs -----						Realized Loss Adjusted	Cumulative Realized Loss
	Beginning Scheduled Balance	Net Liquidation Proceeds	Realized Loss	Loan Count	Claims on Prior Liquidations		Recovery on Prior Liquidations		(Claims)/Recoveries on Prior Payoffs			
					Amount	Count	Amount	Count	Amount	Count		
25-Oct-07	0.00	0.00	0.00	0	0.00	0	0.00	0	0.00	0	0.00	1,526.69
25-Sep-07	348,364.40	346,837.71	1,526.69	1	0.00	0	0.00	0	0.00	0	1,526.69	1,526.69
27-Aug-07	0.00	0.00	0.00	0	0.00	0	0.00	0	0.00	0	0.00	0.00
25-Jul-07	0.00	0.00	0.00	0	0.00	0	0.00	0	0.00	0	0.00	0.00
25-Jun-07	0.00	0.00	0.00	0	0.00	0	0.00	0	0.00	0	0.00	0.00
25-May-07	0.00	0.00	0.00	0	0.00	0	0.00	0	0.00	0	0.00	0.00
Total	348,364.40	346,837.71	1,526.69	1	0.00	0	0.00	0	0.00	0	1,526.69	

**Bear Stearns Asset Backed Securities I Trust
Asset-Backed Certificates
Series 2007-HE4**

**Distribution Date: 25-Oct-07
Realized Loss Summary
Total (All Loans)**



MDR	Monthly Default Rate	$(\text{Beginning Principal Balance of Liquidated Loans}) / (\text{Total Beginning Principal Balance})$
CDR	Conditional Default Rate	$1 - (1 - \text{MDR})^{12}$
SDA	Standard Default Assumption	If WAS=30 then CDR/(WAS*0.02) else if 30<WAS=60 then CDR/0.6 else if 60<WAS=120 then CDR/(0.6-(WAS-60)*0.0095) else if WAS>120 then CDR/0.03
WAS	Weighted Average Seasoning	$(\text{Original Term} - \text{Remaining Term}) * (\text{Current Scheduled Balance} / \text{Deal Scheduled Principal Balance})$



**Bear Stearns Asset Backed Securities I Trust
Asset-Backed Certificates
Series 2007-HE4**

***Distribution Date: 25-Oct-07
Material Breaches Detail***

Disclosure Control #	Loan Group #	Ending Principal Balance	Material Breach Date	Material Breach Description
-------------------------	--------------	-----------------------------	-------------------------	-----------------------------

Material breaches of pool asset representation or warranties or transaction covenants.



**Bear Stearns Asset Backed Securities I Trust
Asset-Backed Certificates
Series 2007-HE4**

***Distribution Date: 25-Oct-07
Modified Loan Detail
Total (All Loans)***

Disclosure Control #	Loan Group #	Modified Maturity Date	Cutoff Maturity Date	Modification Description
17035791	Group I Loans	1-Mar-37	1-Mar-37	Principal capitalized by 2,455.67.

Modifications include any extensions or waivers to the mortgage loan terms, fees, penalties or payments during the preceding calendar month or that have become material over time.



Bear Stearns Asset Backed Securities I Trust
Asset-Backed Certificates
Series 2007-HE4

Distribution Date: 25-Oct-07
Historical Collateral Level REO Report
Total (All Loans)

Disclosure Control #	REO Date	City	State	Property Type	Actual Balance	Scheduled Balance	Recent Appraisal Value	Appraisal Date	Appraisal Reduction Amount	Date Liquidated	Liquidation Proceeds	Liquidation Expenses	Realized Loss
17009477	27-Aug-07	Minneapolis	MN	SF Unattached Dwelling	204,065.20	203,690.71	0.00						
17041498	13-Aug-07	Baltimore	MD	SF Unattached Dwelling	0.00	0.00	0.00		0.00	30-Sep-07			
17041446	6-Aug-07	Highland Park	MI	SF Unattached Dwelling	0.00	0.00	0.00		0.00	30-Sep-07			
Total					204,065.20	203,690.71	0.00		0.00		0.00	0.00	0.00



**Bear Stearns Asset Backed Securities I Trust
Asset-Backed Certificates
Series 2007-HE4**

Distribution Date: 25-Oct-07
Historical Collateral Level REO Report
Group I Loans

Disclosure Control #	REO Date	City	State	Property Type	Actual Balance	Scheduled Balance	Recent Appraisal Value	Appraisal Date	Appraisal Reduction Amount	Date Liquidated	Liquidation Proceeds	Liquidation Expenses	Realized Loss
17009477	27-Aug-07	Minneapolis	MN	SF Unattached Dwelling	204,065.20	203,690.71	0.00						
17041498	13-Aug-07	Baltimore	MD	SF Unattached Dwelling	0.00	0.00	0.00		0.00	30-Sep-07			
17041446	6-Aug-07	Highland Park	MI	SF Unattached Dwelling	0.00	0.00	0.00		0.00	30-Sep-07			
Total					204,065.20	203,690.71	0.00		0.00		0.00	0.00	0.00



**Bear Stearns Asset Backed Securities I Trust
Asset-Backed Certificates
Series 2007-HE4**

Distribution Date: 25-Oct-07
Historical Collateral Level REO Report
Group II Loans

Disclosure Control #	REO Date	City	State	Property Type	Actual Balance	Scheduled Balance	Recent Appraisal Value	Appraisal Date	Appraisal Reduction Amount	Date Liquidated	Liquidation Proceeds	Liquidation Expenses	Realized Loss
Total					0.00	0.00	0.00		0.00		0.00	0.00	0.00



**Bear Stearns Asset Backed Securities I Trust
Asset-Backed Certificates
Series 2007-HE4**

***Distribution Date: 25-Oct-07
Substitution Detail History***

--- Loans Substituted Into Pool ---

----- Loans Substituted Out of Pool -----

Investor #	Period	Beginning Principal Balance	Investor #	Period	Beginning Principal Balance	Adjusted for Principal	Substitution Code
------------	--------	-----------------------------	------------	--------	-----------------------------	------------------------	-------------------



**Bear Stearns Asset Backed Securities I Trust
Asset-Backed Certificates
Series 2007-HE4**

***Distribution Date: 25-Oct-07
Substitution Detail History Summary***

- - - Loans Substituted Into Pool - - -			- - - Loans Substituted Out of Pool - - -			
Period	Count	Beginning Principal Balance	Count	Beginning Principal Balance	Adjusted for Principal	Difference Into vs. Out



**Bear Stearns Asset Backed Securities I Trust
Asset-Backed Certificates
Series 2007-HE4**

*Distribution Date: 25-Oct-07
Material Changes*
