



First Franklin Mortgage Loan Trust
Mortgage Loan Asset-Backed Securities
Series 2007-3

Distribution Date: 25-Oct-07

ABN AMRO Acct : 724765.1

Payment Date: 25-Oct-07
Prior Payment: 25-Sep-07
Next Payment: 26-Nov-07
Record Date: 28-Sep-07

Distribution Count: 5

Closing Date: 30-May-07
First Pay. Date: 25-Jun-07
Rated Final Payment Date: 25-Jun-37
Determination Date: 15-Oct-07

Delinq Method: OTS

Outside Parties To The Transaction

Depositor: Merrill Lynch & Company- Asset Backed Sec. Group

Underwriter: Merrill Lynch Mortgage Lending, Inc.

Master Servicer: Home Loan Services

Rating Agency: Moody's Investors Service/Standard & Poor's Ratings Services

Contact Information:

Analyst: Mohammed Khan 714.259.6869
Mohammed.Ali.Khan@abnamro.com
Administrator: Martha Boduch 312.904.6709
Martha.Boduch@abnamro.com
LaSalle Website: www.etrustee.net

Effective October 1, 2007, Bank of America Corporation, parent corporation of Bank of America, N.A. ("Bank of America") and Banc of America Securities LLC ("BAS"), has acquired ABN AMRO North America Holding Company, parent company of LaSalle Bank Corporation and LaSalle Bank National Association ("LaSalle"), from ABN AMRO Bank N.V. (the "Acquisition").



**First Franklin Mortgage Loan Trust
Mortgage Loan Asset-Backed Securities
Series 2007-3**

Table of Contents

<i>Content:</i>	<i>Pages</i>
Statement to Certificate Holders	3
Statement to Certificate Holders (Factors)	4
Pool/Non-Pool Funds Cash Reconciliation	5
Cash Reconciliation Summary	6-7
Pool Detail and Performance Indicators	8-10
Bond Interest Reconciliation Part I	11
Bond Interest Reconciliation Part II	12-13
Bond Principal Reconciliation	14
Rating Information	15
15 Month Loan Status Summary Part I	16-22
15 Month Loan Status Summary Part II	23-29
15 Month Historical Payoff Summary	30-32
Prepayment Premium Loan Detail	33
Prepayment Summary	34
Historical Collateral Level REO Report	35-37
Mortgage Loan Characteristics Part I	38
Mortgage Loan Characteristics Part II	39-41
Geographic Concentration	42
Current Period Realized Loss Detail	43
Historical Realized Loss Summary	44-46
Realized Loss Summary	47
Servicemembers Civil Relief Act	48
Material Breaches Detail	49
Modified Loan Detail (Historical)	50
Collateral Asset Changes	51
Substitution Detail History	52
Substitution Detail History Summary	53



**First Franklin Mortgage Loan Trust
Mortgage Loan Asset-Backed Securities
Series 2007-3**

**Distribution Date: 25-Oct-07
BOND PAYMENT**

Class	CUSIP	Original Face Value ⁽¹⁾	Beginning Certificate Balance	Principal Payment	Principal Adjustment or Loss	Deferred Interest	Ending Certificate Balance	Interest Payment ⁽²⁾	Interest Adjustment	Pass-Through Rate
A-1A	59024VAA7	285,760,000.00	265,907,573.77	4,134,234.27	0.00	0.00	261,773,339.50	1,145,895.45	0.00	5.1712500000%
A-1B	59024VAB5	26,321,000.00	26,321,000.00	0.00	0.00	0.00	26,321,000.00	115,401.13	0.00	5.2612500000%
A-1C	59024VAC3	205,174,000.00	205,174,000.00	0.00	0.00	0.00	205,174,000.00	906,398.89	0.00	5.3012500000%
A-1D	59024VAD1	33,199,000.00	33,199,000.00	0.00	0.00	0.00	33,199,000.00	147,770.13	0.00	5.3412500000%
A-2A	59024VAE9	420,975,000.00	382,125,275.49	6,254,370.53	0.00	0.00	375,870,904.96	1,649,905.49	0.00	5.1812500000%
A-2B	59024VAF6	210,336,000.00	210,336,000.00	0.00	0.00	0.00	210,336,000.00	922,191.90	0.00	5.2612500000%
A-2C	59024VAG4	235,961,000.00	235,961,000.00	0.00	0.00	0.00	235,961,000.00	1,044,373.22	0.00	5.3112500000%
A-2D	59024VAH2	91,182,000.00	91,182,000.00	0.00	0.00	0.00	91,182,000.00	408,894.28	0.00	5.3812500000%
M-1-1	59024VAJ8	35,135,000.00	35,135,000.00	0.00	0.00	0.00	35,135,000.00	159,022.47	0.00	5.4312500000%
M-1-2	59024VAK5	61,178,000.00	61,178,000.00	0.00	0.00	0.00	61,178,000.00	274,345.09	0.00	5.3812500000%
M-2-1	59024VAL3	28,590,000.00	28,590,000.00	0.00	0.00	0.00	28,590,000.00	129,876.03	0.00	5.4512500000%
M-2-2	59024VAM1	49,783,000.00	49,783,000.00	0.00	0.00	0.00	49,783,000.00	224,075.36	0.00	5.4012500000%
M-3-1	59024VAN9	7,922,000.00	7,922,000.00	0.00	0.00	0.00	7,922,000.00	36,317.42	0.00	5.5012500000%
M-3-2	59024VAP4	13,795,000.00	13,795,000.00	0.00	0.00	0.00	13,795,000.00	62,321.79	0.00	5.4212500000%
M-4-1	59024VAQ2	9,989,000.00	9,989,000.00	0.00	0.00	0.00	9,989,000.00	46,875.46	0.00	5.6312500000%
M-4-2	59024VAR0	17,394,000.00	17,394,000.00	0.00	0.00	0.00	17,394,000.00	80,175.47	0.00	5.5312500000%
M-5	59024VAS8	23,607,000.00	23,607,000.00	0.00	0.00	0.00	23,607,000.00	109,797.14	0.00	5.5812500000%
M-6	59024VAT6	16,996,000.00	16,996,000.00	0.00	0.00	0.00	16,996,000.00	83,298.10	0.00	5.8812500000%
B-1	59024VAU3	19,829,000.00	19,829,000.00	0.00	0.00	0.00	19,829,000.00	107,097.26	0.00	6.4812500000%
B-2	59024VAV1	18,885,000.00	18,885,000.00	0.00	0.00	0.00	18,885,000.00	112,228.05	0.00	7.1312500000%
B-3	59024VAW9	23,606,000.00	23,606,000.00	0.00	0.00	0.00	23,606,000.00	148,152.24	0.00	7.5312500000%
C	59024VAY5	1,888,495,810.98	N 1,829,792,732.26	0.00	0.00	0.00	1,819,404,127.46	4,290,199.52	(138.58)	N/A
P	59024VAX7	0.00	0.00	0.00	0.00	0.00	0.00	68,426.02	68,426.02	N/A
R	59024VAZ2	100.00	0.00	0.00	0.00	0.00	0.00	0.00	0.00	N/A
Total		1,835,617,100.00	1,776,914,849.26	10,388,604.80	0.00	0.00	1,766,526,244.46	12,273,037.91	68,287.44	
								Total P&I Payment	22,661,642.71	

⁽¹⁾ N denotes notional balance not included in total ⁽²⁾ Accrued Interest plus/minus Interest Adjustment minus Deferred Interest equals Interest Payment



**First Franklin Mortgage Loan Trust
Mortgage Loan Asset-Backed Securities
Series 2007-3**

**Distribution Date: 25-Oct-07
Statement to Certificate Holders (FACTORS)
BOND PAYMENT**

Class	CUSIP	Original Face Value	Beginning Certificate Balance *	Principal Payment *	Principal Adjustment or Loss	Deferred Interest *	Ending Certificate Balance *	Interest Payment *	Interest Adjustment*	Next Rate **
A-1A	59024VAA7	285,760,000.00	930.527623758	14.467505144	0.000000000	0.000000000	916.060118614	4.009992476	0.000000000	4.91250000%
A-1B	59024VAB5	26,321,000.00	1000.000000000	0.000000000	0.000000000	0.000000000	1000.000000000	4.384374834	0.000000000	5.00250000%
A-1C	59024VAC3	205,174,000.00	1000.000000000	0.000000000	0.000000000	0.000000000	1000.000000000	4.417708335	0.000000000	5.04250000%
A-1D	59024VAD1	33,199,000.00	1000.000000000	0.000000000	0.000000000	0.000000000	1000.000000000	4.451041598	0.000000000	5.08250000%
A-2A	59024VAE9	420,975,000.00	907.714889233	14.856869244	0.000000000	0.000000000	892.858019989	3.919248150	0.000000000	4.92250000%
A-2B	59024VAF6	210,336,000.00	1000.000000000	0.000000000	0.000000000	0.000000000	1000.000000000	4.384375000	0.000000000	5.00250000%
A-2C	59024VAG4	235,961,000.00	1000.000000000	0.000000000	0.000000000	0.000000000	1000.000000000	4.426041676	0.000000000	5.05250000%
A-2D	59024VAH2	91,182,000.00	1000.000000000	0.000000000	0.000000000	0.000000000	1000.000000000	4.484374986	0.000000000	5.12250000%
M-1-1	59024VAJ8	35,135,000.00	1000.000000000	0.000000000	0.000000000	0.000000000	1000.000000000	4.526041554	0.000000000	5.17250000%
M-1-2	59024VAK5	61,178,000.00	1000.000000000	0.000000000	0.000000000	0.000000000	1000.000000000	4.484374939	0.000000000	5.12250000%
M-2-1	59024VAL3	28,590,000.00	1000.000000000	0.000000000	0.000000000	0.000000000	1000.000000000	4.542708290	0.000000000	5.19250000%
M-2-2	59024VAM1	49,783,000.00	1000.000000000	0.000000000	0.000000000	0.000000000	1000.000000000	4.501041721	0.000000000	5.14250000%
M-3-1	59024VAN9	7,922,000.00	1000.000000000	0.000000000	0.000000000	0.000000000	1000.000000000	4.584375158	0.000000000	5.24250000%
M-3-2	59024VAP4	13,795,000.00	1000.000000000	0.000000000	0.000000000	0.000000000	1000.000000000	4.517708590	0.000000000	5.16250000%
M-4-1	59024VAQ2	9,989,000.00	1000.000000000	0.000000000	0.000000000	0.000000000	1000.000000000	4.692707979	0.000000000	5.37250000%
M-4-2	59024VAR0	17,394,000.00	1000.000000000	0.000000000	0.000000000	0.000000000	1000.000000000	4.609375072	0.000000000	5.27250000%
M-5	59024VAS8	23,607,000.00	1000.000000000	0.000000000	0.000000000	0.000000000	1000.000000000	4.651041640	0.000000000	5.32250000%
M-6	59024VAT6	16,996,000.00	1000.000000000	0.000000000	0.000000000	0.000000000	1000.000000000	4.901041422	0.000000000	5.62250000%
B-1	59024VAU3	19,829,000.00	1000.000000000	0.000000000	0.000000000	0.000000000	1000.000000000	5.401041908	0.000000000	6.22250000%
B-2	59024VAV1	18,885,000.00	1000.000000000	0.000000000	0.000000000	0.000000000	1000.000000000	5.942708499	0.000000000	6.87250000%
B-3	59024VAW9	23,606,000.00	1000.000000000	0.000000000	0.000000000	0.000000000	1000.000000000	6.276041684	0.000000000	7.27250000%
C	59024VAY5	1,888,495,810.98 N	968.915430800	0.000000000	0.000000000	0.000000000	963.414436443	2.271754851	(0.000073381)	N/A
P	59024VAX7	0.00	0.000000000	0.000000000	0.000000000	0.000000000	0.000000000	0.000000000	0.000000000	N/A
R	59024VAZ2	100.00	0.000000000	0.000000000	0.000000000	0.000000000	0.000000000	0.000000000	0.000000000	N/A

* Per \$1,000 of Original Face Value ** Estimated



**First Franklin Mortgage Loan Trust
Mortgage Loan Asset-Backed Securities
Series 2007-3**

***Distribution Date: 25-Oct-07
Cash Reconciliation Summary***

Pool Source of Funds		Principal Summary		Non-Pool Source of Funds	
Interest Summary		Principal Summary		Supplemental Interest Trust	
Interest Summary		Principal Summary		Net Swap Payments received	0.00
Scheduled Interest	12,967,164.46	Scheduled Prin Distribution	560,887.65	Net Swap Payments paid	0.00
Fees	762,412.98	Curtailments	35,908.50		
Remittance Interest	12,204,751.48	Prepayments in Full	9,791,808.65	Swap Termination Payments received	0.00
Other Interest Proceeds/Shortfalls		Liquidation Proceeds	0.00	Swap Termination Payments paid	0.00
Prepayment Penalties	68,426.02	Repurchase Proceeds	0.00		
Other Interest Loss	0.00	Other Principal Proceeds	0.00	Defaulted Swap Termination Payments	0.00
Other Interest Proceeds	0.00	Remittance Principal	10,388,604.80		
Non-advancing Interest	0.00			Cap Contract Payment	0.00
Non-Supported Interest Shortfall	0.00				
Relief Act Shortfall	(139.58)			Corridor Contracts	
Modification Shortfall	0.00			Class A-1 Certificates	0.00
Other Interest Proceeds/Shortfalls	68,286.44			Class A-2 Certificates	0.00
Interest Adjusted	12,273,037.92			Subordinate Certificates	0.00
Fee Summary				Class C Certificates	0.00
Total Servicing Fees	762,412.98				
Total Trustee Fees	0.00				
LPMI Fees	0.00				
Credit Manager's Fees	0.00				
Unpaid Serv Fees (Charged-off Loans)	0.00				
Misc. Fees / Trust Expense	0.00				
Insurance Premium	0.00				
Total Fees	762,412.98				
Advances (Principal & Interest)					
Prior Month's Outstanding Advances	N/A				
Current Advances	N/A				
Reimbursement of Prior Advances	N/A				
Outstanding Advances	N/A				
				P&I Due Certificate Holders	<u>22,661,642.72</u>

P&I Advances as of the end of the Due Period do not reflect the amount of advances remitted by the Servicer on the Servicer Remittance Date due to additional proceeds received between the end of the Due Period and the Servicer Remittance Date and netted from the P&I Advances stated as of the end of the Due Period.



**First Franklin Mortgage Loan Trust
Mortgage Loan Asset-Backed Securities
Series 2007-3**

***Distribution Date: 25-Oct-07
Cash Reconciliation Summary Group 1***

	Group 1 Fixed	Group 1 ARM	Total
Interest Summary			
Scheduled Interest	883,799.87	3,851,257.34	4,735,057.21
Fees	51,431.09	227,350.46	278,781.55
Remittance Interest	832,368.78	3,623,906.88	4,456,275.66
Other Interest Proceeds/Shortfalls			
Prepayment Penalties	2,029.78	16,951.08	18,980.86
Other Interest Loss	0.00	0.00	0.00
Other Interest Proceeds	0.00	0.00	0.00
Non-advancing Interest	0.00	0.00	0.00
Net PPIS/Relief Act Shortfall	0.00	0.00	0.00
Modification Shortfall	0.00	0.00	0.00
Other Interest Proceeds/Shortfalls	2,029.78	16,951.08	18,980.86
Interest Adjusted	834,398.56	3,640,857.96	4,475,256.52
Principal Summary			
Scheduled Principal Distribution	65,249.45	157,308.12	222,557.57
Curtailments	6,230.75	15,848.61	22,079.36
Prepayments in Full	727,330.59	3,162,266.75	3,889,597.34
Liquidation Proceeds	0.00	0.00	0.00
Repurchase Proceeds	0.00	0.00	0.00
Other Principal Proceeds	0.00	0.00	0.00
Less Mod Losses	0.00	0.00	0.00
Remittance Principal	798,810.79	3,335,423.48	4,134,234.27
Fee Summary			
Total Servicing Fees	51,431.09	227,350.46	278,781.55
Total Trustee Fees	0.00	0.00	0.00
LPMI Fees	0.00	0.00	0.00
Misc. Fees	0.00	0.00	0.00
Total Fees	51,431.09	227,350.46	278,781.55
Beginning Principal Balance	123,435,157.25	545,641,324.36	669,076,481.61
Ending Principal Balance	122,636,346.46	542,305,900.88	664,942,247.34



**First Franklin Mortgage Loan Trust
Mortgage Loan Asset-Backed Securities
Series 2007-3**

***Distribution Date: 25-Oct-07
Cash Reconciliation Summary Group 2***

	Group 2 Fixed	Group 2 ARM	Total
Interest Summary			
Scheduled Interest	1,450,545.31	6,781,561.94	8,232,107.25
Fees	80,103.82	403,527.61	483,631.43
Remittance Interest	1,370,441.49	6,378,034.33	7,748,475.82
Other Interest Proceeds/Shortfalls			
Prepayment Penalties	8,170.40	41,274.76	49,445.16
Other Interest Loss	0.00	0.00	0.00
Other Interest Proceeds	0.00	0.00	0.00
Non-advancing Interest	0.00	0.00	0.00
Net PPIS/Relief Act Shortfall	0.00	(139.58)	(139.58)
Modification Shortfall	0.00	0.00	0.00
Other Interest Proceeds/Shortfalls	8,170.40	41,135.18	49,305.58
Interest Adjusted	1,378,611.89	6,419,169.51	7,797,781.40
Principal Summary			
Scheduled Principal Distribution	91,493.44	246,836.64	338,330.08
Curtailments	(9,064.26)	22,893.40	13,829.14
Prepayments in Full	481,748.54	5,420,462.77	5,902,211.31
Liquidation Proceeds	0.00	0.00	0.00
Repurchase Proceeds	0.00	0.00	0.00
Other Principal Proceeds	0.00	0.00	0.00
Less Mod Losses	0.00	0.00	0.00
Remittance Principal	564,177.72	5,690,192.81	6,254,370.53
Fee Summary			
Total Servicing Fees	80,103.82	403,527.61	483,631.43
Total Trustee Fees	0.00	0.00	0.00
LPMI Fees	0.00	0.00	0.00
Misc. Fees	0.00	0.00	0.00
Total Fees	80,103.82	403,527.61	483,631.43
Beginning Principal Balance	192,249,760.42	968,466,490.23	1,160,716,250.65
Ending Principal Balance	191,685,582.70	962,776,297.42	1,154,461,880.12



**First Franklin Mortgage Loan Trust
Mortgage Loan Asset-Backed Securities
Series 2007-3**

**Distribution Date: 25-Oct-07
Pool Detail and Performance Indicators Total (All Loans)**

Pool Detail			Performance Indicators			Misc/Additional Information				
Pool Level Information			Factors Impacting Principal Payment Rules			WA Rates/Life				
Historical	Amount	Count	Delinquency Levels	Num	Den	%		Fixed	Adj	Overall
Cut-off Pool Balance	1,888,495,810.98	9,233	3 mo. Rolling Average	34,131,824	1,833,496,327	1.87%	WAC - Remit Current	8.37%	7.93%	8.00%
Cum Scheduled Principal	2,802,447.58		6 mo. Rolling Average	20,581,512	1,850,777,496	1.13%	WAC - Remit Original	8.38%	7.95%	8.02%
Cum Unscheduled Principal	66,289,235.94		12 mo. Rolling Average	20,581,512	1,850,777,496	1.13%	WAC - Current	8.87%	8.43%	8.50%
Cum Liquidations	0.00		Loss Levels	Amount	Count		WAC - Original	8.88%	8.45%	8.52%
Cum Repurchases	16,706,366.10		3 mo. Cum Loss	0.00	0		WAL - Current	349.27	354.45	353.55
			6 mo. Cum loss	0.00	0		WAL - Original	353.38	358.45	357.59
			12 mo. Cum Loss	0.00	0					
Current	Amount	Count	%							
Beginning Pool	1,829,792,732.26	9,027	96.89%				Current Index Rate			5.131250%
Scheduled Principal	560,887.65		0.03%				Next Index Rate			4.872500%
Unscheduled Principal	9,827,717.15	49	0.52%							
Liquidations	0.00	0	0.00%				Prepayment Charges			
Repurchases	0.00	0	0.00%					Amount	Count	
Ending Pool	1,819,404,127.46	8,978	96.34%				Current	68,426.02		13
							Cumulative	222,316.93		47
Ending Actual Balance	1,820,004,816.93									
Average Loan Balance	202,651.38									
Current Loss Detail	Amount						Pool Composition			
Liquidation	0.00		Step Down Date				Properties	Balance	%/Score	
Realized Loss	0.00		Distribution Count		5		Cut-off LTV	1,547,317,513.73		84.45%
Realized Loss Adjustment	0.00		Required Percentage ⁽⁴⁾		20.86%		Cash Out/Refinance	772,141,415.71		42.14%
Net Liquidation	0.00		Step Down % ⁽⁵⁾		59.80%		SFR	1,274,076,598.47		69.53%
			% of Required Percentage ⁽⁶⁾		39.75%		Owner Occupied	1,765,982,088.85		96.38%
Credit Enhancement	Amount	%	> Step Down Date?			NO		Min	Max	WA
Original OC	52,878,810.98	2.80%	Extra Principal		0.00		FICO	540	815	645.10
Target OC	52,877,882.71	2.80%	Cumulative Extra Principal		0.00					
Beginning OC	52,877,883.00		OC Release		0.00					
Ending OC	52,877,883.00									
Most Senior Certificates	1,450,205,849.26									

Legend: (1) 60 Days+, REO, BK, F/C % (2) (1) > (6) * (4), then TRUE (3) Condn: Cum Loss > specified thresholds (4) (Ending Pool Bal - Most Senior Certs) / Ending Pool Bal (5) Defined Benchmark (6) Defined Benchmark (Used in Delinq Event Calc)

Note: Delinquency and Loss Event Triggers may be flagged as "Yes" prior to the Step Down Date on account of the percentage thresholds being breached.



**First Franklin Mortgage Loan Trust
Mortgage Loan Asset-Backed Securities
Series 2007-3**

***Distribution Date: 25-Oct-07
Bond Interest Reconciliation***

-- Accrual --															----- Recovered -----	----- Outstanding -----
Class	Method	Days	Opening Balance	Pass-Thru Rate	Accrual Certificate Interest	Total Interest Additions	Total Interest Deductions	Distributable Certificate Interest	Interest Payment Amount	Interest Carry-Forward Amount	Floating Rate Certificate Carry-Over	Interest Carry-Forward Amount	Floating Rate Certificate Carry-Over	Net Cap Rate in Effect Y/N		
A-1A	Act/360	30	265,907,573.77	5.171250000%	1,145,895.45	0.00	0.00	1,145,895.45	1,145,895.45	0.00	0.00	0.00	0.00	No		
A-1B	Act/360	30	26,321,000.00	5.261250000%	115,401.13	0.00	0.00	115,401.13	115,401.13	0.00	0.00	0.01	0.00	No		
A-1C	Act/360	30	205,174,000.00	5.301250000%	906,398.89	0.00	0.00	906,398.89	906,398.89	0.00	0.00	0.00	0.00	No		
A-1D	Act/360	30	33,199,000.00	5.341250000%	147,770.13	0.00	0.00	147,770.13	147,770.13	0.00	0.00	0.00	0.00	No		
A-2A	Act/360	30	382,125,275.49	5.181250000%	1,649,905.49	0.00	0.00	1,649,905.49	1,649,905.49	0.00	0.00	0.00	0.00	No		
A-2B	Act/360	30	210,336,000.00	5.261250000%	922,191.90	0.00	0.00	922,191.90	922,191.90	0.00	0.00	0.00	0.00	No		
A-2C	Act/360	30	235,961,000.00	5.311250000%	1,044,373.22	0.00	0.00	1,044,373.22	1,044,373.22	0.00	0.00	0.00	0.00	No		
A-2D	Act/360	30	91,182,000.00	5.381250000%	408,894.28	0.00	0.00	408,894.28	408,894.28	0.00	0.00	0.00	0.00	No		
M-1-1	Act/360	30	35,135,000.00	5.431250000%	159,022.47	0.00	0.00	159,022.47	159,022.47	0.00	0.00	0.00	0.00	No		
M-1-2	Act/360	30	61,178,000.00	5.381250000%	274,345.09	0.00	0.00	274,345.09	274,345.09	0.00	0.00	0.00	0.00	No		
M-2-1	Act/360	30	28,590,000.00	5.451250000%	129,876.03	0.00	0.00	129,876.03	129,876.03	0.00	0.00	0.00	0.00	No		
M-2-2	Act/360	30	49,783,000.00	5.401250000%	224,075.36	0.00	0.00	224,075.36	224,075.36	0.00	0.00	0.00	0.00	No		
M-3-1	Act/360	30	7,922,000.00	5.501250000%	36,317.42	0.00	0.00	36,317.42	36,317.42	0.00	0.00	0.00	0.00	No		
M-3-2	Act/360	30	13,795,000.00	5.421250000%	62,321.79	0.00	0.00	62,321.79	62,321.79	0.00	0.00	0.00	0.00	No		
M-4-1	Act/360	30	9,989,000.00	5.631250000%	46,875.46	0.00	0.00	46,875.46	46,875.46	0.00	0.00	0.00	0.00	No		
M-4-2	Act/360	30	17,394,000.00	5.531250000%	80,175.47	0.00	0.00	80,175.47	80,175.47	0.00	0.00	0.00	0.00	No		
M-5	Act/360	30	23,607,000.00	5.581250000%	109,797.14	0.00	0.00	109,797.14	109,797.14	0.00	0.00	0.00	0.00	No		
M-6	Act/360	30	16,996,000.00	5.881250000%	83,298.10	0.00	0.00	83,298.10	83,298.10	0.00	0.00	0.00	0.00	No		
B-1	Act/360	30	19,829,000.00	6.481250000%	107,097.26	0.00	0.00	107,097.26	107,097.26	0.00	0.00	0.00	0.00	No		
B-2	Act/360	30	18,885,000.00	7.131250000%	112,228.05	0.00	0.00	112,228.05	112,228.05	0.00	0.00	0.00	0.00	No		
B-3	Act/360	30	23,606,000.00	7.531250000%	148,152.24	0.00	0.00	148,152.24	148,152.24	0.00	0.00	0.00	0.00	No		
C			1,829,792,732.26	N/A	4,290,338.10	0.00	0.00	4,290,199.52	4,290,199.52	0.00	0.00	0.00	0.00	No		
P			0.00	N/A	0.00	68,426.02	0.00	68,426.02	68,426.02	0.00	0.00	0.00	0.00	N/A		
R	Act/360	30	0.00	5.171250000%	0.00	0.00	0.00	0.00	0.00	0.00	0.00	0.00	0.00	N/A		
Total			1,776,914,849.26		12,204,750.47	68,426.02	0.00	12,273,037.91	12,273,037.91	0.00	0.00	0.01	0.00			



**First Franklin Mortgage Loan Trust
Mortgage Loan Asset-Backed Securities
Series 2007-3**

**Distribution Date: 25-Oct-07
Bond Interest Reconciliation - Part II**

Class	Record Date	Prior Interest Due Date	Current Interest Due Date	----- REMIC -----				----- Non-REMIC -----			----- Deductions -----			
				Accrual Certificate Interest	Interest Carry-Forward	Supplemental Interest Trust	Payments From Cap Contracts	Prepayment Premiums	Floating Rate Certificate Carry-Over	Other Interest Proceeds ⁽¹⁾	Non-Supported Interest Shortfall	Interest Carry-Forward ⁽²⁾	Floating Rate Certificate Carry-Over	
A-1A	28-Sep-07	25-Sep-07	25-Oct-07	1,145,895.45	0.00	0.00	0.00	0.00	0.00	0.00	0.00	0.00	0.00	0.00
A-1B	28-Sep-07	25-Sep-07	25-Oct-07	115,401.13	0.00	0.00	0.00	0.00	0.00	0.00	0.00	0.00	0.01	0.00
A-1C	28-Sep-07	25-Sep-07	25-Oct-07	906,398.89	0.00	0.00	0.00	0.00	0.00	0.00	0.00	0.00	0.00	0.00
A-1D	28-Sep-07	25-Sep-07	25-Oct-07	147,770.13	0.00	0.00	0.00	0.00	0.00	0.00	0.00	0.00	0.00	0.00
A-2A	28-Sep-07	25-Sep-07	25-Oct-07	1,649,905.49	0.00	0.00	0.00	0.00	0.00	0.00	0.00	0.00	0.00	0.00
A-2B	28-Sep-07	25-Sep-07	25-Oct-07	922,191.90	0.00	0.00	0.00	0.00	0.00	0.00	0.00	0.00	0.00	0.00
A-2C	28-Sep-07	25-Sep-07	25-Oct-07	1,044,373.22	0.00	0.00	0.00	0.00	0.00	0.00	0.00	0.00	0.00	0.00
A-2D	28-Sep-07	25-Sep-07	25-Oct-07	408,894.28	0.00	0.00	0.00	0.00	0.00	0.00	0.00	0.00	0.00	0.00
M-1-1	28-Sep-07	25-Sep-07	25-Oct-07	159,022.47	0.00	0.00	0.00	0.00	0.00	0.00	0.00	0.00	0.00	0.00
M-1-2	28-Sep-07	25-Sep-07	25-Oct-07	274,345.09	0.00	0.00	0.00	0.00	0.00	0.00	0.00	0.00	0.00	0.00
M-2-1	28-Sep-07	25-Sep-07	25-Oct-07	129,876.03	0.00	0.00	0.00	0.00	0.00	0.00	0.00	0.00	0.00	0.00
M-2-2	28-Sep-07	25-Sep-07	25-Oct-07	224,075.36	0.00	0.00	0.00	0.00	0.00	0.00	0.00	0.00	0.00	0.00
M-3-1	28-Sep-07	25-Sep-07	25-Oct-07	36,317.42	0.00	0.00	0.00	0.00	0.00	0.00	0.00	0.00	0.00	0.00
M-3-2	28-Sep-07	25-Sep-07	25-Oct-07	62,321.79	0.00	0.00	0.00	0.00	0.00	0.00	0.00	0.00	0.00	0.00
M-4-1	28-Sep-07	25-Sep-07	25-Oct-07	46,875.46	0.00	0.00	0.00	0.00	0.00	0.00	0.00	0.00	0.00	0.00
M-4-2	28-Sep-07	25-Sep-07	25-Oct-07	80,175.47	0.00	0.00	0.00	0.00	0.00	0.00	0.00	0.00	0.00	0.00
M-5	28-Sep-07	25-Sep-07	25-Oct-07	109,797.14	0.00	0.00	0.00	0.00	0.00	0.00	0.00	0.00	0.00	0.00
M-6	28-Sep-07	25-Sep-07	25-Oct-07	83,298.10	0.00	0.00	0.00	0.00	0.00	0.00	0.00	0.00	0.00	0.00
B-1	28-Sep-07	25-Sep-07	25-Oct-07	107,097.26	0.00	0.00	0.00	0.00	0.00	0.00	0.00	0.00	0.00	0.00
B-2	28-Sep-07	25-Sep-07	25-Oct-07	112,228.05	0.00	0.00	0.00	0.00	0.00	0.00	0.00	0.00	0.00	0.00
B-3	28-Sep-07	25-Sep-07	25-Oct-07	148,152.24	0.00	0.00	0.00	0.00	0.00	0.00	0.00	0.00	0.00	0.00
C	28-Sep-07	1-Sep-07	1-Oct-07	4,290,338.10	0.00	0.00	0.00	0.00	0.00	0.00	0.00	0.00	0.00	0.00
P	28-Sep-07	1-Sep-07	1-Oct-07	0.00	0.00	0.00	0.00	68,426.02	0.00	0.00	0.00	0.00	0.00	0.00
R	28-Sep-07	25-Sep-07	25-Oct-07	0.00	0.00	0.00	0.00	0.00	0.00	0.00	0.00	0.00	0.00	0.00

⁽¹⁾ Other Interest Proceeds are additional interest amounts specifically allocated to the bond(s) and used in determining the bonds Distributable Interest.

⁽²⁾ Interest Carry-Forward Shortfall is unpaid interest with interest thereon.



**First Franklin Mortgage Loan Trust
Mortgage Loan Asset-Backed Securities
Series 2007-3**

***Distribution Date: 25-Oct-07
Bond Interest Reconciliation - Part II***

	----- R E M I C -----				----- N o n - R E M I C -----				----- D e d u c t i o n s -----				
Class	Record Date	Prior Interest Due Date	Current Interest Due Date	Accrual Certificate Interest	Interest Carry- Forward	Supplemental Interest Trust	Payments From Cap Contracts	Prepayment Premiums	Floating Rate Certificate Carry- Over	Other Interest Proceeds ⁽¹⁾	Non-Supported Interest Shortfall	Interest Carry- Forward ⁽²⁾	Floating Rate Certificate Carry- Over
Total				12,204,750.47	0.00	0.00	0.00	68,426.02	0.00	0.00	0.00	0.01	0.00

⁽¹⁾ Other Interest Proceeds are additional interest amounts specifically allocated to the bond(s) and used in determining the bonds Distributable Interest.

⁽²⁾ Interest Carry-Forward Shortfall is unpaid interest with interest thereon.



**First Franklin Mortgage Loan Trust
Mortgage Loan Asset-Backed Securities
Series 2007-3**

***Distribution Date: 25-Oct-07
Bond Principal Reconciliation***

Class	Original Class Balance	Beginning Class Balance	Scheduled Principal Payment	Unscheduled Principal Payment	Extra Principal Payment	----- L o s s e s -----				Ending Class Balance	Rated Final Maturity	- Credit Support -	
						Prior Loss Reimburs.	Current Losses	Cumulative Losses	Interest on Losses			Original	Current
A-1A	285,760,000.00	265,907,573.77	222,557.57	3,911,676.70	0.00	0.00	0.00	0.00	0.00	261,773,339.50	25-Jun-37	20.10%	20.86%
A-1B	26,321,000.00	26,321,000.00	0.00	0.00	0.00	0.00	0.00	0.00	0.00	26,321,000.00	25-Jun-37	20.10%	20.86%
A-1C	205,174,000.00	205,174,000.00	0.00	0.00	0.00	0.00	0.00	0.00	0.00	205,174,000.00	25-Jun-37	20.10%	20.86%
A-1D	33,199,000.00	33,199,000.00	0.00	0.00	0.00	0.00	0.00	0.00	0.00	33,199,000.00	25-Jun-37	20.10%	20.86%
A-2A	420,975,000.00	382,125,275.49	338,330.08	5,916,040.45	0.00	0.00	0.00	0.00	0.00	375,870,904.96	25-Jun-37	20.10%	20.86%
A-2B	210,336,000.00	210,336,000.00	0.00	0.00	0.00	0.00	0.00	0.00	0.00	210,336,000.00	25-Jun-37	20.10%	20.86%
A-2C	235,961,000.00	235,961,000.00	0.00	0.00	0.00	0.00	0.00	0.00	0.00	235,961,000.00	25-Jun-37	20.10%	20.86%
A-2D	91,182,000.00	91,182,000.00	0.00	0.00	0.00	0.00	0.00	0.00	0.00	91,182,000.00	25-Jun-37	20.10%	20.86%
M-1-1	35,135,000.00	35,135,000.00	0.00	0.00	0.00	0.00	0.00	0.00	0.00	35,135,000.00	25-Jun-37	15.00%	15.57%
M-1-2	61,178,000.00	61,178,000.00	0.00	0.00	0.00	0.00	0.00	0.00	0.00	61,178,000.00	25-Jun-37	15.00%	15.57%
M-2-1	28,590,000.00	28,590,000.00	0.00	0.00	0.00	0.00	0.00	0.00	0.00	28,590,000.00	25-Jun-37	10.85%	11.26%
M-2-2	49,783,000.00	49,783,000.00	0.00	0.00	0.00	0.00	0.00	0.00	0.00	49,783,000.00	25-Jun-37	10.85%	11.26%
M-3-1	7,922,000.00	7,922,000.00	0.00	0.00	0.00	0.00	0.00	0.00	0.00	7,922,000.00	25-Jun-37	9.70%	10.07%
M-3-2	13,795,000.00	13,795,000.00	0.00	0.00	0.00	0.00	0.00	0.00	0.00	13,795,000.00	25-Jun-37	9.70%	10.07%
M-4-1	9,989,000.00	9,989,000.00	0.00	0.00	0.00	0.00	0.00	0.00	0.00	9,989,000.00	25-Jun-37	8.25%	8.56%
M-4-2	17,394,000.00	17,394,000.00	0.00	0.00	0.00	0.00	0.00	0.00	0.00	17,394,000.00	25-Jun-37	8.25%	8.56%
M-5	23,607,000.00	23,607,000.00	0.00	0.00	0.00	0.00	0.00	0.00	0.00	23,607,000.00	25-Jun-37	7.00%	7.27%
M-6	16,996,000.00	16,996,000.00	0.00	0.00	0.00	0.00	0.00	0.00	0.00	16,996,000.00	25-Jun-37	6.10%	6.33%
B-1	19,829,000.00	19,829,000.00	0.00	0.00	0.00	0.00	0.00	0.00	0.00	19,829,000.00	25-Jun-37	5.05%	5.24%
B-2	18,885,000.00	18,885,000.00	0.00	0.00	0.00	0.00	0.00	0.00	0.00	18,885,000.00	25-Jun-37	4.05%	4.20%
B-3	23,606,000.00	23,606,000.00	0.00	0.00	0.00	0.00	0.00	0.00	0.00	23,606,000.00	25-Jun-37	2.80%	2.91%
C	1,888,495,810.98	1,829,792,732.26	0.00	0.00	0.00	0.00	0.00	0.00	0.00	1,819,404,127.46	25-Jun-37	N/A	N/A
P	0.00	0.00	0.00	0.00	0.00	0.00	0.00	0.00	0.00	0.00	25-Jun-37	N/A	N/A
R	100.00	0.00	0.00	0.00	0.00	0.00	0.00	0.00	0.00	0.00	25-Jun-37	N/A	N/A
Total	1,835,617,100.00	1,776,914,849.26	560,887.65	9,827,717.15	0.00	0.00	0.00	0.00	0.00	1,766,526,244.46			

**First Franklin Mortgage Loan Trust
Mortgage Loan Asset-Backed Securities
Series 2007-3**

***Distribution Date: 25-Oct-07
Ratings Information***

Class	CUSIP	----- Original Ratings -----				----- Ratings Change / Change Date ⁽¹⁾ -----			
		Fitch	Moody's	DBRS	S&P	Fitch	Moody's	DBRS	S&P
A-1A	59024VAA7	NR	Aaa	NR	AAA				
A-1B	59024VAB5	NR	Aaa	NR	AAA				
A-1C	59024VAC3	NR	Aaa	NR	AAA				
A-1D	59024VAD1	NR	Aaa	NR	AAA				
A-2A	59024VAE9	NR	Aaa	NR	AAA				
A-2B	59024VAF6	NR	Aaa	NR	AAA				
A-2C	59024VAG4	NR	Aaa	NR	AAA				
A-2D	59024VAH2	NR	Aaa	NR	AAA				
M-1-1	59024VAJ8	NR	Aa1	NR	AA+				
M-1-2	59024VAK5	NR	Aa1	NR	AA+				
M-2-1	59024VAL3	NR	Aa2	NR	AA				
M-2-2	59024VAM1	NR	Aa2	NR	AA				
M-3-1	59024VAN9	NR	Aa3	NR	AA-				
M-3-2	59024VAP4	NR	Aa3	NR	AA-				
M-4-1	59024VAQ2	NR	A1	NR	A+				
M-4-2	59024VAR0	NR	A1	NR	A+				
M-5	59024VAS8	NR	A2	NR	A				
M-6	59024VAT6	NR	A3	NR	A-				
B-1	59024VAU3	NR	Baa1	NR	BBB+				
B-2	59024VAV1	NR	Baa2	NR	BBB				
B-3	59024VAW9	NR	Baa3	NR	BBB-				
C	59024VAY5	NR	NR	NR	NR				
P	59024VAX7	NR	NR	NR	NR				
R	59024VAZ2	NR	NR	NR	AAA				

NR - Designates that the class was not rated by the rating agency.

⁽¹⁾ Changed ratings provided on this report are based on information provided by the applicable rating agency via electronic transmission. It shall be understood that this transmission will generally have been provided to LaSalle within 30 days of the payment date listed on this statement. Because ratings may have changed during the 30 day window, or may not be being provided by the rating agency in an electronic format and therefore not being updated on this report, LaSalle recommends that investors obtain current rating information directly from the rating agency.



**First Franklin Mortgage Loan Trust
Mortgage Loan Asset-Backed Securities
Series 2007-3**

**Distribution Date: 25-Oct-07
Asset-Backed Facts ~ 15 Month Historical Loan Status Summary Part I (as of Cut-Off)**

Distribution Date	Current		Delinq 1 Month		Delinq 2 Months		Delinq 3+ Months		Bankruptcy		Foreclosure		REO	
	Count	Balance	Count	Balance	Count	Balance	Count	Balance	Count	Balance	Count	Balance	Count	Balance
Total (All Loans)														
25-Oct-07	8,467	1,697,034,209	265	56,589,444	132	33,702,865	8	2,804,393	12	1,815,949	94	27,457,267	0	0
25-Sep-07	8,716	1,752,443,150	197	46,032,999	88	25,553,355	0	0	8	1,205,699	18	4,557,530	0	0
27-Aug-07	8,945	1,805,677,026	140	40,316,683	12	2,165,409	0	0	5	722,854	7	2,410,150	0	0
25-Jul-07	9,135	1,857,963,572	40	12,579,940	0	0	0	0	3	512,088	0	0	0	0
25-Jun-07	9,212	1,882,342,901	0	0	0	0	0	0	0	0	0	0	0	0

Total (All Loans)														
25-Oct-07	94.31%	93.27%	2.95%	3.11%	1.47%	1.85%	0.09%	0.15%	0.13%	0.10%	1.05%	1.51%	0.00%	0.00%
25-Sep-07	96.55%	95.77%	2.18%	2.52%	0.97%	1.40%	0.00%	0.00%	0.09%	0.07%	0.20%	0.25%	0.00%	0.00%
27-Aug-07	98.20%	97.54%	1.54%	2.18%	0.13%	0.12%	0.00%	0.00%	0.05%	0.04%	0.08%	0.13%	0.00%	0.00%
25-Jul-07	99.53%	99.30%	0.44%	0.67%	0.00%	0.00%	0.00%	0.00%	0.03%	0.03%	0.00%	0.00%	0.00%	0.00%
25-Jun-07	100.00%	100.00%	0.00%	0.00%	0.00%	0.00%	0.00%	0.00%	0.00%	0.00%	0.00%	0.00%	0.00%	0.00%

Delinquency Balances are Exclusive of REO, Foreclosures and Bankruptcies.



**First Franklin Mortgage Loan Trust
Mortgage Loan Asset-Backed Securities
Series 2007-3**

Distribution Date: 25-Oct-07

Asset-Backed Facts ~ 15 Month Historical Loan Status Summary Part I (as of Cut-Off)

Distribution Date	Current		Delinq 1 Month		Delinq 2 Months		Delinq 3+ Months		Bankruptcy		Foreclosure		REO	
	Count	Balance	Count	Balance	Count	Balance	Count	Balance	Count	Balance	Count	Balance	Count	Balance
Group 1 - Total														
25-Oct-07	3,205	631,067,321	88	17,546,710	42	8,196,844	4	1,063,636	7	1,255,028	23	5,812,709	0	0
25-Sep-07	3,290	647,643,764	64	12,802,678	26	6,295,074	0	0	4	716,591	5	1,618,375	0	0
27-Aug-07	3,371	664,916,478	40	9,280,799	4	1,041,014	0	0	3	526,161	2	768,508	0	0
25-Jul-07	3,441	680,099,369	8	2,811,907	0	0	0	0	2	443,810	0	0	0	0
25-Jun-07	3,464	686,719,144	0	0	0	0	0	0	0	0	0	0	0	0

Group 1 - Total														
25-Oct-07	95.13%	94.91%	2.61%	2.64%	1.25%	1.23%	0.12%	0.16%	0.21%	0.19%	0.68%	0.87%	0.00%	0.00%
25-Sep-07	97.08%	96.80%	1.89%	1.91%	0.77%	0.94%	0.00%	0.00%	0.12%	0.11%	0.15%	0.24%	0.00%	0.00%
27-Aug-07	98.57%	98.28%	1.17%	1.37%	0.12%	0.15%	0.00%	0.00%	0.09%	0.08%	0.06%	0.11%	0.00%	0.00%
25-Jul-07	99.71%	99.52%	0.23%	0.41%	0.00%	0.00%	0.00%	0.00%	0.06%	0.06%	0.00%	0.00%	0.00%	0.00%
25-Jun-07	100.00%	100.00%	0.00%	0.00%	0.00%	0.00%	0.00%	0.00%	0.00%	0.00%	0.00%	0.00%	0.00%	0.00%

Delinquency Balances are Exclusive of REO, Foreclosures and Bankruptcies.



**First Franklin Mortgage Loan Trust
Mortgage Loan Asset-Backed Securities
Series 2007-3**

**Distribution Date: 25-Oct-07
Asset-Backed Facts ~ 15 Month Historical Loan Status Summary Part I (as of Cut-Off)**

Distribution Date	Current		Delinq 1 Month		Delinq 2 Months		Delinq 3+ Months		Bankruptcy		Foreclosure		REO	
	Count	Balance	Count	Balance	Count	Balance	Count	Balance	Count	Balance	Count	Balance	Count	Balance
Group 1 Fixed														
25-Oct-07	701	116,835,715	18	2,690,926	13	2,230,925	1	269,838	1	190,718	2	418,224	0	0
25-Sep-07	720	119,672,675	16	2,883,408	3	688,316	0	0	1	190,758	0	0	0	0
27-Aug-07	738	123,187,084	5	1,008,026	1	190,797	0	0	0	0	0	0	0	0
25-Jul-07	745	124,488,779	2	597,831	0	0	0	0	0	0	0	0	0	0
25-Jun-07	747	125,161,933	0	0	0	0	0	0	0	0	0	0	0	0

Group 1 Fixed														
Distribution Date	Current %	Delinq 1 Month %	Delinq 2 Months %	Delinq 3+ Months %	Bankruptcy %	Foreclosure %	REO %	Bankruptcy %	Foreclosure %	REO %	Bankruptcy %	Foreclosure %	REO %	REO %
25-Oct-07	95.24%	95.27%	2.45%	2.19%	1.77%	1.82%	0.14%	0.22%	0.14%	0.16%	0.27%	0.34%	0.00%	0.00%
25-Sep-07	97.30%	96.95%	2.16%	2.34%	0.41%	0.56%	0.00%	0.00%	0.14%	0.15%	0.00%	0.00%	0.00%	0.00%
27-Aug-07	99.19%	99.04%	0.67%	0.81%	0.13%	0.15%	0.00%	0.00%	0.00%	0.00%	0.00%	0.00%	0.00%	0.00%
25-Jul-07	99.73%	99.52%	0.27%	0.48%	0.00%	0.00%	0.00%	0.00%	0.00%	0.00%	0.00%	0.00%	0.00%	0.00%
25-Jun-07	100.00%	100.00%	0.00%	0.00%	0.00%	0.00%	0.00%	0.00%	0.00%	0.00%	0.00%	0.00%	0.00%	0.00%

Delinquency Balances are Exclusive of REO, Foreclosures and Bankruptcies.



**First Franklin Mortgage Loan Trust
Mortgage Loan Asset-Backed Securities
Series 2007-3**

**Distribution Date: 25-Oct-07
Asset-Backed Facts ~ 15 Month Historical Loan Status Summary Part I (as of Cut-Off)**

Distribution Date	Current		Delinq 1 Month		Delinq 2 Months		Delinq 3+ Months		Bankruptcy		Foreclosure		REO	
	Count	Balance	Count	Balance	Count	Balance	Count	Balance	Count	Balance	Count	Balance	Count	Balance
Group 1 ARM														
25-Oct-07	2,504	514,231,606	70	14,855,783	29	5,965,919	3	793,798	6	1,064,310	21	5,394,485	0	0
25-Sep-07	2,570	527,971,089	48	9,919,270	23	5,606,758	0	0	3	525,833	5	1,618,375	0	0
27-Aug-07	2,633	541,729,394	35	8,272,773	3	850,217	0	0	3	526,161	2	768,508	0	0
25-Jul-07	2,696	555,610,591	6	2,214,077	0	0	0	0	2	443,810	0	0	0	0
25-Jun-07	2,717	561,557,211	0	0	0	0	0	0	0	0	0	0	0	0

Group 1 ARM														
25-Oct-07	95.10%	94.82%	2.66%	2.74%	1.10%	1.10%	0.11%	0.15%	0.23%	0.20%	0.80%	0.99%	0.00%	0.00%
25-Sep-07	97.02%	96.76%	1.81%	1.82%	0.87%	1.03%	0.00%	0.00%	0.11%	0.10%	0.19%	0.30%	0.00%	0.00%
27-Aug-07	98.39%	98.11%	1.31%	1.50%	0.11%	0.15%	0.00%	0.00%	0.11%	0.10%	0.07%	0.14%	0.00%	0.00%
25-Jul-07	99.70%	99.52%	0.22%	0.40%	0.00%	0.00%	0.00%	0.00%	0.07%	0.08%	0.00%	0.00%	0.00%	0.00%
25-Jun-07	100.00%	100.00%	0.00%	0.00%	0.00%	0.00%	0.00%	0.00%	0.00%	0.00%	0.00%	0.00%	0.00%	0.00%

Delinquency Balances are Exclusive of REO, Foreclosures and Bankruptcies.



**First Franklin Mortgage Loan Trust
Mortgage Loan Asset-Backed Securities
Series 2007-3**

**Distribution Date: 25-Oct-07
Asset-Backed Facts ~ 15 Month Historical Loan Status Summary Part I (as of Cut-Off)**

Distribution Date	Current		Delinq 1 Month		Delinq 2 Months		Delinq 3+ Months		Bankruptcy		Foreclosure		REO		
	Count	Balance	Count	Balance	Count	Balance	Count	Balance	Count	Balance	Count	Balance	Count	Balance	
Group 2 - Total															
25-Oct-07	5,262	1,065,966,888	177	39,042,734	90	25,506,022	4	1,740,757	5	560,921	71	21,644,559	0	0	
25-Sep-07	5,426	1,104,799,386	133	33,230,321	62	19,258,281	0	0	4	489,108	13	2,939,155	0	0	
27-Aug-07	5,574	1,140,760,548	100	31,035,884	8	1,124,395	0	0	2	196,692	5	1,641,642	0	0	
25-Jul-07	5,694	1,177,864,203	32	9,768,033	0	0	0	0	1	68,279	0	0	0	0	
25-Jun-07	5,748	1,195,623,757	0	0	0	0	0	0	0	0	0	0	0	0	

Group 2 - Total															
25-Oct-07	93.81%	92.33%	3.16%	3.38%	1.60%	2.21%	0.07%	0.15%	0.09%	0.05%	1.27%	1.87%	0.00%	0.00%	
25-Sep-07	96.24%	95.18%	2.36%	2.86%	1.10%	1.66%	0.00%	0.00%	0.07%	0.04%	0.23%	0.25%	0.00%	0.00%	
27-Aug-07	97.98%	97.11%	1.76%	2.64%	0.14%	0.10%	0.00%	0.00%	0.04%	0.02%	0.09%	0.14%	0.00%	0.00%	
25-Jul-07	99.42%	99.17%	0.56%	0.82%	0.00%	0.00%	0.00%	0.00%	0.02%	0.01%	0.00%	0.00%	0.00%	0.00%	
25-Jun-07	100.00%	100.00%	0.00%	0.00%	0.00%	0.00%	0.00%	0.00%	0.00%	0.00%	0.00%	0.00%	0.00%	0.00%	

Delinquency Balances are Exclusive of REO, Foreclosures and Bankruptcies.



**First Franklin Mortgage Loan Trust
Mortgage Loan Asset-Backed Securities
Series 2007-3**

**Distribution Date: 25-Oct-07
Asset-Backed Facts ~ 15 Month Historical Loan Status Summary Part I (as of Cut-Off)**

Distribution Date	Current		Delinq 1 Month		Delinq 2 Months		Delinq 3+ Months		Bankruptcy		Foreclosure		REO		
	Count	Balance	Count	Balance	Count	Balance	Count	Balance	Count	Balance	Count	Balance	Count	Balance	
Group 2 Fixed															
25-Oct-07	1,410	182,197,893	43	5,345,107	13	1,565,509	0	0	1	68,155	16	2,508,919	0	0	
25-Sep-07	1,444	186,443,382	28	3,228,583	11	2,152,180	0	0	1	68,196	5	357,420	0	0	
27-Aug-07	1,477	190,746,810	16	2,221,463	3	186,303	0	0	1	68,238	1	110,968	0	0	
25-Jul-07	1,495	193,255,961	6	526,049	0	0	0	0	1	68,279	0	0	0	0	
25-Jun-07	1,504	194,875,737	0	0	0	0	0	0	0	0	0	0	0	0	

Group 2 Fixed															
Distribution Date	Current Count %	Current Balance %	Delinq 1 Month Count %	Delinq 1 Month Balance %	Delinq 2 Months Count %	Delinq 2 Months Balance %	Delinq 3+ Months Count %	Delinq 3+ Months Balance %	Bankruptcy Count %	Bankruptcy Balance %	Foreclosure Count %	Foreclosure Balance %	REO Count %	REO Balance %	
25-Oct-07	95.08%	95.05%	2.90%	2.79%	0.88%	0.82%	0.00%	0.00%	0.07%	0.04%	1.08%	1.31%	0.00%	0.00%	
25-Sep-07	96.98%	96.98%	1.88%	1.68%	0.74%	1.12%	0.00%	0.00%	0.07%	0.04%	0.34%	0.19%	0.00%	0.00%	
27-Aug-07	98.60%	98.66%	1.07%	1.15%	0.20%	0.10%	0.00%	0.00%	0.07%	0.04%	0.07%	0.06%	0.00%	0.00%	
25-Jul-07	99.53%	99.69%	0.40%	0.27%	0.00%	0.00%	0.00%	0.00%	0.07%	0.04%	0.00%	0.00%	0.00%	0.00%	
25-Jun-07	100.00%	100.00%	0.00%	0.00%	0.00%	0.00%	0.00%	0.00%	0.00%	0.00%	0.00%	0.00%	0.00%	0.00%	

Delinquency Balances are Exclusive of REO, Foreclosures and Bankruptcies.



**First Franklin Mortgage Loan Trust
Mortgage Loan Asset-Backed Securities
Series 2007-3**

**Distribution Date: 25-Oct-07
Asset-Backed Facts ~ 15 Month Historical Loan Status Summary Part I (as of Cut-Off)**

Distribution Date	Current		Delinq 1 Month		Delinq 2 Months		Delinq 3+ Months		Bankruptcy		Foreclosure		REO	
	Count	Balance	Count	Balance	Count	Balance	Count	Balance	Count	Balance	Count	Balance	Count	Balance
Group 2 ARM														
25-Oct-07	3,852	883,768,995	134	33,697,628	77	23,940,512	4	1,740,757	4	492,766	55	19,135,640	0	0
25-Sep-07	3,982	918,356,004	105	30,001,738	51	17,106,101	0	0	3	420,912	8	2,581,735	0	0
27-Aug-07	4,097	950,013,737	84	28,814,421	5	938,093	0	0	1	128,455	4	1,530,674	0	0
25-Jul-07	4,199	984,608,241	26	9,241,984	0	0	0	0	0	0	0	0	0	0
25-Jun-07	4,244	1,000,748,020	0	0	0	0	0	0	0	0	0	0	0	0

Group 2 ARM														
25-Oct-07	93.36%	91.79%	3.25%	3.50%	1.87%	2.49%	0.10%	0.18%	0.10%	0.05%	1.33%	1.99%	0.00%	0.00%
25-Sep-07	95.97%	94.83%	2.53%	3.10%	1.23%	1.77%	0.00%	0.00%	0.07%	0.04%	0.19%	0.27%	0.00%	0.00%
27-Aug-07	97.76%	96.80%	2.00%	2.94%	0.12%	0.10%	0.00%	0.00%	0.02%	0.01%	0.10%	0.16%	0.00%	0.00%
25-Jul-07	99.38%	99.07%	0.62%	0.93%	0.00%	0.00%	0.00%	0.00%	0.00%	0.00%	0.00%	0.00%	0.00%	0.00%
25-Jun-07	100.00%	100.00%	0.00%	0.00%	0.00%	0.00%	0.00%	0.00%	0.00%	0.00%	0.00%	0.00%	0.00%	0.00%

Delinquency Balances are Exclusive of REO, Foreclosures and Bankruptcies.



**First Franklin Mortgage Loan Trust
Mortgage Loan Asset-Backed Securities
Series 2007-3**

Distribution Date: 25-Oct-07

Asset-Backed Facts ~ 15 Month Historical Loan Status Summary Part II (as of Cut-Off)

Distribution Date	----- In Foreclosure and Delinquent -----								----- In REO and Delinquent -----								----- In Bankruptcy and Delinquent -----							
	Current		31-60 Days		61-90 Days		90 + Days		Current		31-60 Days		61-90 Days		90 + Days		Current		31-60 Days		61-90 Days		90 + Days	
	#	Balance	#	Balance	#	Balance	#	Balance	#	Balance	#	Balance	#	Balance	#	Balance	#	Balance	#	Balance	#	Balance		
Total (All Loans)																								
25-Oct-07	0	0	0	0	0	0	94	27,457,267	0	0	0	0	0	0	0	0	5	832,899	1	126,537	3	511,237	3	345,275
25-Sep-07	0	0	0	0	4	829,198	14	3,728,331	0	0	0	0	0	0	0	0	5	833,332	1	99,014	0	0	2	273,353
27-Aug-07	0	0	0	0	7	2,410,150	0	0	0	0	0	0	0	0	0	0	4	640,217	0	0	1	82,637	0	0
25-Jul-07	0	0	0	0	0	0	0	0	0	0	0	0	0	0	0	0	3	512,088	0	0	0	0	0	0
25-Jun-07	0	0	0	0	0	0	0	0	0	0	0	0	0	0	0	0	0	0	0	0	0	0	0	0

Total (All Loans)																								
	Current		31-60 Days		61-90 Days		90 + Days		Current		31-60 Days		61-90 Days		90 + Days		Current		31-60 Days		61-90 Days		90 + Days	
	%	%	%	%	%	%	%	%	%	%	%	%	%	%	%	%	%	%	%	%	%	%	%	
25-Oct-07	0.00%	0.00%	0.00%	0.00%	0.00%	0.00%	1.05%	1.51%	0.00%	0.00%	0.00%	0.00%	0.00%	0.00%	0.00%	0.00%	0.06%	0.05%	0.01%	0.01%	0.03%	0.03%	0.03%	0.02%
25-Sep-07	0.00%	0.00%	0.00%	0.00%	0.04%	0.05%	0.16%	0.20%	0.00%	0.00%	0.00%	0.00%	0.00%	0.00%	0.00%	0.00%	0.06%	0.05%	0.01%	0.01%	0.00%	0.00%	0.02%	0.01%
27-Aug-07	0.00%	0.00%	0.00%	0.00%	0.08%	0.13%	0.00%	0.00%	0.00%	0.00%	0.00%	0.00%	0.00%	0.00%	0.00%	0.00%	0.04%	0.03%	0.00%	0.00%	0.01%	0.00%	0.00%	0.00%
25-Jul-07	0.00%	0.00%	0.00%	0.00%	0.00%	0.00%	0.00%	0.00%	0.00%	0.00%	0.00%	0.00%	0.00%	0.00%	0.00%	0.00%	0.03%	0.03%	0.00%	0.00%	0.00%	0.00%	0.00%	0.00%
25-Jun-07	0.00%	0.00%	0.00%	0.00%	0.00%	0.00%	0.00%	0.00%	0.00%	0.00%	0.00%	0.00%	0.00%	0.00%	0.00%	0.00%	0.00%	0.00%	0.00%	0.00%	0.00%	0.00%	0.00%	0.00%



**First Franklin Mortgage Loan Trust
Mortgage Loan Asset-Backed Securities
Series 2007-3**

Distribution Date: 25-Oct-07

Asset-Backed Facts ~ 15 Month Historical Loan Status Summary Part II (as of Cut-Off)

Distribution Date	----- In Foreclosure and Delinquent -----								----- In REO and Delinquent -----								----- In Bankruptcy and Delinquent -----							
	Current		31-60 Days		61-90 Days		90 + Days		Current		31-60 Days		61-90 Days		90 + Days		Current		31-60 Days		61-90 Days		90 + Days	
	#	Balance	#	Balance	#	Balance	#	Balance	#	Balance	#	Balance	#	Balance	#	Balance	#	Balance	#	Balance	#	Balance		
Group 1 - Total																								
25-Oct-07	0	0	0	0	0	0	23	5,812,709	0	0	0	0	0	0	0	0	2	442,949	1	126,537	2	412,270	2	273,272
25-Sep-07	0	0	0	0	0	0	5	1,618,375	0	0	0	0	0	0	0	0	2	443,238	0	0	0	0	2	273,353
27-Aug-07	0	0	0	0	2	768,508	0	0	0	0	0	0	0	0	0	0	2	443,525	0	0	1	82,637	0	0
25-Jul-07	0	0	0	0	0	0	0	0	0	0	0	0	0	0	0	0	2	443,810	0	0	0	0	0	0
25-Jun-07	0	0	0	0	0	0	0	0	0	0	0	0	0	0	0	0	0	0	0	0	0	0	0	0

Group 1 - Total																								
	Current		31-60 Days		61-90 Days		90 + Days		Current		31-60 Days		61-90 Days		90 + Days		Current		31-60 Days		61-90 Days		90 + Days	
	%	%	%	%	%	%	%	%	%	%	%	%	%	%	%	%	%	%	%	%	%	%	%	
25-Oct-07	0.00%	0.00%	0.00%	0.00%	0.00%	0.00%	0.68%	0.87%	0.00%	0.00%	0.00%	0.00%	0.00%	0.00%	0.00%	0.00%	0.06%	0.07%	0.03%	0.02%	0.06%	0.06%	0.06%	0.04%
25-Sep-07	0.00%	0.00%	0.00%	0.00%	0.00%	0.00%	0.15%	0.24%	0.00%	0.00%	0.00%	0.00%	0.00%	0.00%	0.00%	0.00%	0.06%	0.07%	0.00%	0.00%	0.00%	0.00%	0.06%	0.04%
27-Aug-07	0.00%	0.00%	0.00%	0.00%	0.06%	0.11%	0.00%	0.00%	0.00%	0.00%	0.00%	0.00%	0.00%	0.00%	0.00%	0.00%	0.06%	0.07%	0.00%	0.00%	0.03%	0.01%	0.00%	0.00%
25-Jul-07	0.00%	0.00%	0.00%	0.00%	0.00%	0.00%	0.00%	0.00%	0.00%	0.00%	0.00%	0.00%	0.00%	0.00%	0.00%	0.00%	0.06%	0.06%	0.00%	0.00%	0.00%	0.00%	0.00%	0.00%
25-Jun-07	0.00%	0.00%	0.00%	0.00%	0.00%	0.00%	0.00%	0.00%	0.00%	0.00%	0.00%	0.00%	0.00%	0.00%	0.00%	0.00%	0.00%	0.00%	0.00%	0.00%	0.00%	0.00%	0.00%	0.00%



**First Franklin Mortgage Loan Trust
Mortgage Loan Asset-Backed Securities
Series 2007-3**

Distribution Date: 25-Oct-07

Asset-Backed Facts ~ 15 Month Historical Loan Status Summary Part II (as of Cut-Off)

Distribution Date	----- In Foreclosure and Delinquent -----								----- In REO and Delinquent -----								----- In Bankruptcy and Delinquent -----							
	Current		31-60 Days		61-90 Days		90 + Days		Current		31-60 Days		61-90 Days		90 + Days		Current		31-60 Days		61-90 Days		90 + Days	
	#	Balance	#	Balance	#	Balance	#	Balance	#	Balance	#	Balance	#	Balance	#	Balance	#	Balance	#	Balance	#	Balance		
Group 1 Fixed																								
25-Oct-07	0	0	0	0	0	0	2	418,224	0	0	0	0	0	0	0	0	0	0	0	0	0	0	1	190,718
25-Sep-07	0	0	0	0	0	0	0	0	0	0	0	0	0	0	0	0	0	0	0	0	0	0	1	190,758
27-Aug-07	0	0	0	0	0	0	0	0	0	0	0	0	0	0	0	0	0	0	0	0	0	0	0	0
25-Jul-07	0	0	0	0	0	0	0	0	0	0	0	0	0	0	0	0	0	0	0	0	0	0	0	0
25-Jun-07	0	0	0	0	0	0	0	0	0	0	0	0	0	0	0	0	0	0	0	0	0	0	0	0

Group 1 Fixed																								
	Current		31-60 Days		61-90 Days		90 + Days		Current		31-60 Days		61-90 Days		90 + Days		Current		31-60 Days		61-90 Days		90 + Days	
	%	%	%	%	%	%	%	%	%	%	%	%	%	%	%	%	%	%	%	%	%	%	%	
25-Oct-07	0.00%	0.00%	0.00%	0.00%	0.00%	0.00%	0.27%	0.34%	0.00%	0.00%	0.00%	0.00%	0.00%	0.00%	0.00%	0.00%	0.00%	0.00%	0.00%	0.00%	0.00%	0.00%	0.14%	0.16%
25-Sep-07	0.00%	0.00%	0.00%	0.00%	0.00%	0.00%	0.00%	0.00%	0.00%	0.00%	0.00%	0.00%	0.00%	0.00%	0.00%	0.00%	0.00%	0.00%	0.00%	0.00%	0.00%	0.00%	0.14%	0.15%
27-Aug-07	0.00%	0.00%	0.00%	0.00%	0.00%	0.00%	0.00%	0.00%	0.00%	0.00%	0.00%	0.00%	0.00%	0.00%	0.00%	0.00%	0.00%	0.00%	0.00%	0.00%	0.00%	0.00%	0.00%	0.00%
25-Jul-07	0.00%	0.00%	0.00%	0.00%	0.00%	0.00%	0.00%	0.00%	0.00%	0.00%	0.00%	0.00%	0.00%	0.00%	0.00%	0.00%	0.00%	0.00%	0.00%	0.00%	0.00%	0.00%	0.00%	0.00%
25-Jun-07	0.00%	0.00%	0.00%	0.00%	0.00%	0.00%	0.00%	0.00%	0.00%	0.00%	0.00%	0.00%	0.00%	0.00%	0.00%	0.00%	0.00%	0.00%	0.00%	0.00%	0.00%	0.00%	0.00%	0.00%



**First Franklin Mortgage Loan Trust
Mortgage Loan Asset-Backed Securities
Series 2007-3**

Distribution Date: 25-Oct-07

Asset-Backed Facts ~ 15 Month Historical Loan Status Summary Part II (as of Cut-Off)

Distribution Date	----- In Foreclosure and Delinquent -----								----- In REO and Delinquent -----								----- In Bankruptcy and Delinquent -----							
	Current		31-60 Days		61-90 Days		90 + Days		Current		31-60 Days		61-90 Days		90 + Days		Current		31-60 Days		61-90 Days		90 + Days	
#	Balance	#	Balance	#	Balance	#	Balance	#	Balance	#	Balance	#	Balance	#	Balance	#	Balance	#	Balance	#	Balance	#	Balance	
Group 1 ARM																								
25-Oct-07	0	0	0	0	0	0	21	5,394,485	0	0	0	0	0	0	0	0	2	442,949	1	126,537	2	412,270	1	82,553
25-Sep-07	0	0	0	0	0	0	5	1,618,375	0	0	0	0	0	0	0	0	2	443,238	0	0	0	0	1	82,595
27-Aug-07	0	0	0	0	2	768,508	0	0	0	0	0	0	0	0	0	0	2	443,525	0	0	1	82,637	0	0
25-Jul-07	0	0	0	0	0	0	0	0	0	0	0	0	0	0	0	0	2	443,810	0	0	0	0	0	0
25-Jun-07	0	0	0	0	0	0	0	0	0	0	0	0	0	0	0	0	0	0	0	0	0	0	0	0

Group 1 ARM																								
Distribution Date	Current	31-60 Days	61-90 Days	90 + Days	Current	31-60 Days	61-90 Days	90 + Days	Current	31-60 Days	61-90 Days	90 + Days	Current	31-60 Days	61-90 Days	90 + Days	Current	31-60 Days	61-90 Days	90 + Days	Current	31-60 Days	61-90 Days	90 + Days
25-Oct-07	0.00%	0.00%	0.00%	0.00%	0.00%	0.00%	0.80%	0.99%	0.00%	0.00%	0.00%	0.00%	0.00%	0.00%	0.00%	0.00%	0.08%	0.08%	0.04%	0.02%	0.08%	0.08%	0.04%	0.02%
25-Sep-07	0.00%	0.00%	0.00%	0.00%	0.00%	0.00%	0.19%	0.30%	0.00%	0.00%	0.00%	0.00%	0.00%	0.00%	0.00%	0.00%	0.08%	0.08%	0.00%	0.00%	0.00%	0.00%	0.04%	0.02%
27-Aug-07	0.00%	0.00%	0.00%	0.00%	0.07%	0.14%	0.00%	0.00%	0.00%	0.00%	0.00%	0.00%	0.00%	0.00%	0.00%	0.00%	0.07%	0.08%	0.00%	0.00%	0.04%	0.01%	0.00%	0.00%
25-Jul-07	0.00%	0.00%	0.00%	0.00%	0.00%	0.00%	0.00%	0.00%	0.00%	0.00%	0.00%	0.00%	0.00%	0.00%	0.00%	0.00%	0.07%	0.08%	0.00%	0.00%	0.00%	0.00%	0.00%	0.00%
25-Jun-07	0.00%	0.00%	0.00%	0.00%	0.00%	0.00%	0.00%	0.00%	0.00%	0.00%	0.00%	0.00%	0.00%	0.00%	0.00%	0.00%	0.00%	0.00%	0.00%	0.00%	0.00%	0.00%	0.00%	0.00%



**First Franklin Mortgage Loan Trust
Mortgage Loan Asset-Backed Securities
Series 2007-3**

Distribution Date: 25-Oct-07

Asset-Backed Facts ~ 15 Month Historical Loan Status Summary Part II (as of Cut-Off)

Distribution Date	----- In Foreclosure and Delinquent -----								----- In REO and Delinquent -----								----- In Bankruptcy and Delinquent -----							
	Current		31-60 Days		61-90 Days		90 + Days		Current		31-60 Days		61-90 Days		90 + Days		Current		31-60 Days		61-90 Days		90 + Days	
	#	Balance	#	Balance	#	Balance	#	Balance	#	Balance	#	Balance	#	Balance	#	Balance	#	Balance	#	Balance	#	Balance		
Group 2 - Total																								
25-Oct-07	0	0	0	0	0	0	71	21,644,559	0	0	0	0	0	0	0	0	3	389,950	0	0	1	98,967	1	72,004
25-Sep-07	0	0	0	0	4	829,198	9	2,109,956	0	0	0	0	0	0	0	0	3	390,094	1	99,014	0	0	0	0
27-Aug-07	0	0	0	0	5	1,641,642	0	0	0	0	0	0	0	0	0	0	2	196,692	0	0	0	0	0	0
25-Jul-07	0	0	0	0	0	0	0	0	0	0	0	0	0	0	0	0	1	68,279	0	0	0	0	0	0
25-Jun-07	0	0	0	0	0	0	0	0	0	0	0	0	0	0	0	0	0	0	0	0	0	0	0	0

Group 2 - Total																								
25-Oct-07	0.00%	0.00%	0.00%	0.00%	0.00%	0.00%	1.27%	1.87%	0.00%	0.00%	0.00%	0.00%	0.00%	0.00%	0.00%	0.00%	0.05%	0.03%	0.00%	0.00%	0.02%	0.01%	0.02%	0.01%
25-Sep-07	0.00%	0.00%	0.00%	0.00%	0.07%	0.07%	0.16%	0.18%	0.00%	0.00%	0.00%	0.00%	0.00%	0.00%	0.00%	0.00%	0.05%	0.03%	0.02%	0.01%	0.00%	0.00%	0.00%	0.00%
27-Aug-07	0.00%	0.00%	0.00%	0.00%	0.09%	0.14%	0.00%	0.00%	0.00%	0.00%	0.00%	0.00%	0.00%	0.00%	0.00%	0.00%	0.04%	0.02%	0.00%	0.00%	0.00%	0.00%	0.00%	0.00%
25-Jul-07	0.00%	0.00%	0.00%	0.00%	0.00%	0.00%	0.00%	0.00%	0.00%	0.00%	0.00%	0.00%	0.00%	0.00%	0.00%	0.00%	0.02%	0.01%	0.00%	0.00%	0.00%	0.00%	0.00%	0.00%
25-Jun-07	0.00%	0.00%	0.00%	0.00%	0.00%	0.00%	0.00%	0.00%	0.00%	0.00%	0.00%	0.00%	0.00%	0.00%	0.00%	0.00%	0.00%	0.00%	0.00%	0.00%	0.00%	0.00%	0.00%	0.00%



**First Franklin Mortgage Loan Trust
Mortgage Loan Asset-Backed Securities
Series 2007-3**

Distribution Date: 25-Oct-07

Asset-Backed Facts ~ 15 Month Historical Loan Status Summary Part II (as of Cut-Off)

Distribution Date	----- In Foreclosure and Delinquent -----								----- In REO and Delinquent -----								----- In Bankruptcy and Delinquent -----								
	Current		31-60 Days		61-90 Days		90 + Days		Current		31-60 Days		61-90 Days		90 + Days		Current		31-60 Days		61-90 Days		90 + Days		
	#	Balance	#	Balance	#	Balance	#	Balance	#	Balance	#	Balance	#	Balance	#	Balance	#	Balance	#	Balance	#	Balance	#	Balance	
Group 2 Fixed																									
25-Oct-07	0	0	0	0	0	0	16	2,508,919	0	0	0	0	0	0	0	0	1	68,155	0	0	0	0	0	0	0
25-Sep-07	0	0	0	0	1	60,182	4	297,237	0	0	0	0	0	0	0	0	1	68,196	0	0	0	0	0	0	0
27-Aug-07	0	0	0	0	1	110,968	0	0	0	0	0	0	0	0	0	0	1	68,238	0	0	0	0	0	0	0
25-Jul-07	0	0	0	0	0	0	0	0	0	0	0	0	0	0	0	0	1	68,279	0	0	0	0	0	0	0
25-Jun-07	0	0	0	0	0	0	0	0	0	0	0	0	0	0	0	0	0	0	0	0	0	0	0	0	0

Group 2 Fixed																								
	Current		31-60 Days		61-90 Days		90 + Days		Current		31-60 Days		61-90 Days		90 + Days		Current		31-60 Days		61-90 Days		90 + Days	
	%	%	%	%	%	%	%	%	%	%	%	%	%	%	%	%	%	%	%	%	%	%	%	%
25-Oct-07	0.00%	0.00%	0.00%	0.00%	0.00%	0.00%	1.08%	1.31%	0.00%	0.00%	0.00%	0.00%	0.00%	0.00%	0.00%	0.00%	0.00%	0.07%	0.04%	0.00%	0.00%	0.00%	0.00%	0.00%
25-Sep-07	0.00%	0.00%	0.00%	0.00%	0.07%	0.03%	0.27%	0.15%	0.00%	0.00%	0.00%	0.00%	0.00%	0.00%	0.00%	0.00%	0.00%	0.07%	0.04%	0.00%	0.00%	0.00%	0.00%	0.00%
27-Aug-07	0.00%	0.00%	0.00%	0.00%	0.07%	0.06%	0.00%	0.00%	0.00%	0.00%	0.00%	0.00%	0.00%	0.00%	0.00%	0.00%	0.00%	0.07%	0.04%	0.00%	0.00%	0.00%	0.00%	0.00%
25-Jul-07	0.00%	0.00%	0.00%	0.00%	0.00%	0.00%	0.00%	0.00%	0.00%	0.00%	0.00%	0.00%	0.00%	0.00%	0.00%	0.00%	0.00%	0.07%	0.04%	0.00%	0.00%	0.00%	0.00%	0.00%
25-Jun-07	0.00%	0.00%	0.00%	0.00%	0.00%	0.00%	0.00%	0.00%	0.00%	0.00%	0.00%	0.00%	0.00%	0.00%	0.00%	0.00%	0.00%	0.00%	0.00%	0.00%	0.00%	0.00%	0.00%	0.00%



**First Franklin Mortgage Loan Trust
Mortgage Loan Asset-Backed Securities
Series 2007-3**

Distribution Date: 25-Oct-07

Asset-Backed Facts ~ 15 Month Historical Loan Status Summary Part II (as of Cut-Off)

Distribution Date	----- In Foreclosure and Delinquent -----								----- In REO and Delinquent -----								----- In Bankruptcy and Delinquent -----							
	Current		31-60 Days		61-90 Days		90 + Days		Current		31-60 Days		61-90 Days		90 + Days		Current		31-60 Days		61-90 Days		90 + Days	
	#	Balance	#	Balance	#	Balance	#	Balance	#	Balance	#	Balance	#	Balance	#	Balance	#	Balance	#	Balance	#	Balance		
Group 2 ARM																								
25-Oct-07	0	0	0	0	0	0	55	19,135,640	0	0	0	0	0	0	0	0	2	321,795	0	0	1	98,967	1	72,004
25-Sep-07	0	0	0	0	3	769,016	5	1,812,719	0	0	0	0	0	0	0	0	2	321,898	1	99,014	0	0	0	0
27-Aug-07	0	0	0	0	4	1,530,674	0	0	0	0	0	0	0	0	0	0	1	128,455	0	0	0	0	0	0
25-Jul-07	0	0	0	0	0	0	0	0	0	0	0	0	0	0	0	0	0	0	0	0	0	0	0	0
25-Jun-07	0	0	0	0	0	0	0	0	0	0	0	0	0	0	0	0	0	0	0	0	0	0	0	0

Group 2 ARM																								
	Current		31-60 Days		61-90 Days		90 + Days		Current		31-60 Days		61-90 Days		90 + Days		Current		31-60 Days		61-90 Days		90 + Days	
	%	%	%	%	%	%	%	%	%	%	%	%	%	%	%	%	%	%	%	%	%	%	%	
25-Oct-07	0.00%	0.00%	0.00%	0.00%	0.00%	0.00%	1.33%	1.99%	0.00%	0.00%	0.00%	0.00%	0.00%	0.00%	0.00%	0.00%	0.05%	0.03%	0.00%	0.00%	0.02%	0.01%	0.02%	0.01%
25-Sep-07	0.00%	0.00%	0.00%	0.00%	0.07%	0.08%	0.12%	0.19%	0.00%	0.00%	0.00%	0.00%	0.00%	0.00%	0.00%	0.00%	0.05%	0.03%	0.02%	0.01%	0.00%	0.00%	0.00%	0.00%
27-Aug-07	0.00%	0.00%	0.00%	0.00%	0.10%	0.16%	0.00%	0.00%	0.00%	0.00%	0.00%	0.00%	0.00%	0.00%	0.00%	0.00%	0.02%	0.01%	0.00%	0.00%	0.00%	0.00%	0.00%	0.00%
25-Jul-07	0.00%	0.00%	0.00%	0.00%	0.00%	0.00%	0.00%	0.00%	0.00%	0.00%	0.00%	0.00%	0.00%	0.00%	0.00%	0.00%	0.00%	0.00%	0.00%	0.00%	0.00%	0.00%	0.00%	0.00%
25-Jun-07	0.00%	0.00%	0.00%	0.00%	0.00%	0.00%	0.00%	0.00%	0.00%	0.00%	0.00%	0.00%	0.00%	0.00%	0.00%	0.00%	0.00%	0.00%	0.00%	0.00%	0.00%	0.00%	0.00%	0.00%



**First Franklin Mortgage Loan Trust
Mortgage Loan Asset-Backed Securities
Series 2007-3**

***Distribution Date: 25-Oct-07
Asset-Backed Facts ~ 15 Month Historical Payoff/Loss Summary***

Distribution Date	Ending Pool		Payoffs		Insurance	Substitution	Liquidation	Realized Losses		Remaining Term	Curr Weighted Avg.	
	#	Balance	#	Balance	Proceeds	Proceeds	Proceeds	#	Amount	Life	Coupon	Remit
Total (All Loans)												
25-Oct-07	8,978	1,819,404,127	49	9,791,809	0.00	0.00	0.00	0	0	354	8.50%	8.00%
25-Sep-07	9,027	1,829,792,732	82	20,864,482	0.00	0.00	0.00	0	0	355	8.51%	8.01%
27-Aug-07	9,109	1,851,292,121	69	19,118,334	0.00	0.00	0.00	0	0	356	8.52%	8.02%
25-Jul-07	9,178	1,871,055,600	34	10,670,815	0.00	0.00	0.00	0	0	357	8.52%	8.02%
25-Jun-07	9,212	1,882,342,901	21	5,521,239	0.00	0.00	0.00	0	0	358	8.52%	8.52%
Group 1 Fixed												
25-Oct-07	736	122,636,346	4	727,331	0.00	0.00	0.00	0	0	348	8.59%	8.09%
25-Sep-07	740	123,435,157	4	880,664	0.00	0.00	0.00	0	0	349	8.60%	8.10%
27-Aug-07	744	124,385,907	3	625,824	0.00	0.00	0.00	0	0	350	8.60%	8.10%
25-Jul-07	747	125,086,609	0	0	0.00	0.00	0.00	0	0	351	8.59%	8.09%
25-Jun-07	747	125,161,933	1	136,987	0.00	0.00	0.00	0	0	352	8.59%	8.59%

First Franklin Mortgage Loan Trust
Mortgage Loan Asset-Backed Securities
Series 2007-3

Distribution Date: 25-Oct-07
Asset-Backed Facts ~ 15 Month Historical Payoff/Loss Summary

Distribution Date	Ending Pool		Payoffs		Insurance	Substitution	Liquidation	Realized Losses		Remaining Term	Curr Weighted Avg.	
	#	Balance	#	Balance	Proceeds	Proceeds	Proceeds	#	Amount	Life	Coupon	Remit
Group 1 ARM												
25-Oct-07	2,633	542,305,901	16	3,162,267	0.00	0.00	0.00	0	0	354	8.47%	7.97%
25-Sep-07	2,649	545,641,324	27	6,312,878	0.00	0.00	0.00	0	0	355	8.48%	7.98%
27-Aug-07	2,676	552,147,053	28	5,952,103	0.00	0.00	0.00	0	0	356	8.48%	7.98%
25-Jul-07	2,704	558,268,477	13	3,120,588	0.00	0.00	0.00	0	0	357	8.49%	7.99%
25-Jun-07	2,717	561,557,211	9	1,830,003	0.00	0.00	0.00	0	0	358	8.49%	8.49%
Group 2 Fixed												
25-Oct-07	1,483	191,685,583	6	481,749	0.00	0.00	0.00	0	0	350	9.05%	8.55%
25-Sep-07	1,489	192,249,760	9	983,022	0.00	0.00	0.00	0	0	351	9.06%	8.56%
27-Aug-07	1,498	193,333,781	4	391,481	0.00	0.00	0.00	0	0	352	9.06%	8.56%
25-Jul-07	1,502	193,850,289	2	920,877	0.00	0.00	0.00	0	0	353	9.06%	8.56%
25-Jun-07	1,504	194,875,737	1	172,000	0.00	0.00	0.00	0	0	354	9.06%	9.06%



**First Franklin Mortgage Loan Trust
Mortgage Loan Asset-Backed Securities
Series 2007-3**

***Distribution Date: 25-Oct-07
Asset-Backed Facts ~ 15 Month Historical Payoff/Loss Summary***

Distribution Date	Ending Pool		Payoffs		Insurance	Substitution	Liquidation	Realized Losses		Remaining Term	Curr Weighted Avg.	
	#	Balance	#	Balance	Proceeds	Proceeds	Proceeds	#	Amount	Life	Coupon	Remit
Group 2 ARM												
25-Oct-07	4,126	962,776,297	23	5,420,463	0.00	0.00	0.00	0	0	354	8.40%	7.90%
25-Sep-07	4,149	968,466,490	42	12,687,919	0.00	0.00	0.00	0	0	355	8.41%	7.91%
27-Aug-07	4,191	981,425,380	34	12,148,926	0.00	0.00	0.00	0	0	356	8.42%	7.92%
25-Jul-07	4,225	993,850,225	19	6,629,350	0.00	0.00	0.00	0	0	357	8.42%	7.92%
25-Jun-07	4,244	1,000,748,020	10	3,382,249	0.00	0.00	0.00	0	0	358	8.43%	8.43%



First Franklin Mortgage Loan Trust
Mortgage Loan Asset-Backed Securities
Series 2007-3

Distribution Date: 25-Oct-07
Prepayment Premium Loan Detail for Current Period

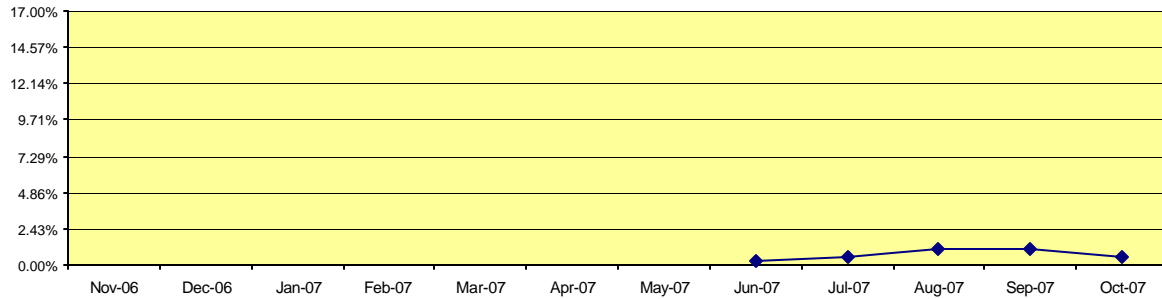
Disclosure Control #	Original Principal Balance	Beginning Principal Balance	Payoff Amount	Current Gross Rate	Prepayment Premium
4001240482	55,120.00	54,979.06	54,979.06	10.40%	2,285.66
4001323510	144,400.00	144,260.95	144,260.95	9.40%	5,425.27
4001327017	88,000.00	87,433.02	87,433.02	7.70%	2,622.99
4001331474	226,800.00	226,355.89	226,355.89	10.65%	9,646.61
4001333505	655,000.00	654,714.97	654,714.97	9.00%	23,571.27
4001335526	79,900.00	79,720.29	79,720.29	10.00%	2,392.70
4001354422	50,000.00	49,875.05	49,875.05	9.50%	1,895.25
4001358895	83,100.00	82,848.18	82,848.18	10.55%	3,492.04
4001369906	101,700.00	101,488.86	101,488.86	9.30%	2,029.78
4001383746	184,748.00	184,570.53	184,570.53	8.65%	6,387.69
4001385255	150,000.00	149,923.60	149,923.60	8.00%	4,797.56
4001394917	120,175.00	119,930.67	119,930.67	9.40%	1,879.20
4001406992	100,000.00	100,000.00	100,000.00	7.95%	2,000.00
Current Total	2,038,943.00	2,036,101.07	2,036,101.07		68,426.02
Cumulative Total	7,253,553.00	7,245,944.83	7,245,944.83		222,316.93

**First Franklin Mortgage Loan Trust
Mortgage Loan Asset-Backed Securities
Series 2007-3**

**Distribution Date: 25-Oct-07
Prepayment Summary
Total (All Loans)**


SMM (Single Monthly Mortality)

Total	17.00%
Current Period	0.54%
3-Month Average	0.90%
6-Month Average	0.71%
12-Month Average	0.71%
Average Since Cut-Off	0.71%



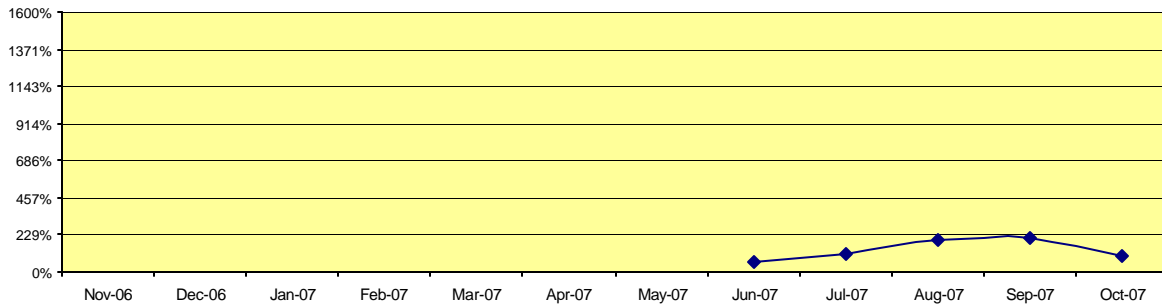
CPR (Conditional Prepayment Rate)

Total	100.00%
Current Period	6.26%
3-Month Average	10.22%
6-Month Average	8.16%
12-Month Average	8.16%
Average Since Cut-Off	8.16%



PSA (Public Securities Association)

Total	1600%
Current Period	104%
3-Month Average	170%
6-Month Average	136%
12-Month Average	136%
Average Since Cut-Off	136%



SMM	Single Monthly Mortality	(Partial and Full Prepayments + Repurchases + Curtailments + Liquidations + Other Prin Proceeds) / (Beginning Collateral Bal - Scheduled Prin)
CPR	Conditional Prepayment Rate	1 - (1 - SMM)^12
PSA	Public Securities Association	100 * CPR / (0.2 * MIN(30,WAS))
WAS	Weighted Average Seasoning	(Original Term - Remaining Term) * (Current Scheduled Balance / Deal Scheduled Principal Balance)



**First Franklin Mortgage Loan Trust
Mortgage Loan Asset-Backed Securities
Series 2007-3**

Distribution Date: 25-Oct-07
Historical Collateral Level REO Report
Total (All Loans)

Disclosure Control #	REO Date	City	State	Property Type	Actual Balance	Scheduled Balance	Recent Appraisal Value	Appraisal Date	Appraisal Reduction Amount	Date Liquidated	Liquidation Proceeds	Liquidation Expenses	Realized Loss
Total					0.00	0.00	0.00		0.00		0.00	0.00	0.00



**First Franklin Mortgage Loan Trust
Mortgage Loan Asset-Backed Securities
Series 2007-3**

***Distribution Date: 25-Oct-07
Historical Collateral Level REO Report
Group 1***

Disclosure Control #	REO Date	City	State	Property Type	Actual Balance	Scheduled Balance	Recent Appraisal Value	Appraisal Date	Appraisal Reduction Amount	Date Liquidated	Liquidation Proceeds	Liquidation Expenses	Realized Loss
Total					0.00	0.00	0.00		0.00		0.00	0.00	0.00



**First Franklin Mortgage Loan Trust
Mortgage Loan Asset-Backed Securities
Series 2007-3**

***Distribution Date: 25-Oct-07
Historical Collateral Level REO Report
Group 2***

Disclosure Control #	REO Date	City	State	Property Type	Actual Balance	Scheduled Balance	Recent Appraisal Value	Appraisal Date	Appraisal Reduction Amount	Date Liquidated	Liquidation Proceeds	Liquidation Expenses	Realized Loss
Total					0.00	0.00	0.00		0.00		0.00	0.00	0.00



**First Franklin Mortgage Loan Trust
Mortgage Loan Asset-Backed Securities
Series 2007-3**

**Distribution Date: 25-Oct-07
Mortgage Loan Characteristics Part I
Total (All Loans)**

Distribution by Current Ending Principal Balance

Min	Max	Count	% of Total	Balance	% of Total
31,000	to 76,000	915	10.19%	57,348,494	3.15%
76,000	to 93,000	698	7.77%	58,976,590	3.24%
93,000	to 110,000	724	8.06%	73,628,649	4.05%
110,000	to 127,000	752	8.38%	89,163,725	4.90%
127,000	to 144,000	731	8.14%	99,210,147	5.45%
144,000	to 162,000	672	7.48%	103,058,627	5.66%
162,000	to 207,000	1,319	14.69%	242,122,985	13.31%
207,000	to 252,000	912	10.16%	207,414,778	11.40%
252,000	to 297,000	687	7.65%	187,992,386	10.33%
297,000	to 342,000	381	4.24%	121,496,755	6.68%
342,000	to 386,000	288	3.21%	104,566,797	5.75%
386,000	to 1,349,000	899	10.01%	474,424,194	26.08%
		8,978	100.00%	1,819,404,127	100.00%

Distribution by Cut-off Principal Balance

Min	Max	Count	% of Total	Balance	% of Total
31,000	to 76,000	939	10.17%	58,935,791	3.12%
76,000	to 94,000	746	8.08%	63,461,504	3.36%
94,000	to 112,000	788	8.53%	81,368,033	4.31%
112,000	to 130,000	808	8.75%	97,936,143	5.19%
130,000	to 148,000	754	8.17%	104,933,302	5.56%
148,000	to 164,000	604	6.54%	94,340,896	5.00%
164,000	to 209,000	1,351	14.63%	250,997,181	13.29%
209,000	to 254,000	902	9.77%	207,010,405	10.96%
254,000	to 299,000	695	7.53%	190,844,645	10.11%
299,000	to 344,000	411	4.45%	131,776,543	6.98%
344,000	to 390,000	312	3.38%	114,419,718	6.06%
390,000	to 1,350,000	923	10.00%	492,471,650	26.08%
		9,233	100.00%	1,888,495,811	100.00%

Distribution by Current Mortgage Rate

Min	Max	Count	% of Total	Balance	% of Total
5.50%	to 7.25%	950	10.58%	242,655,135	13.34%
7.25%	to 7.52%	399	4.44%	100,753,885	5.54%
7.52%	to 7.78%	523	5.83%	120,778,797	6.64%
7.78%	to 8.05%	754	8.40%	175,934,150	9.67%
8.05%	to 8.31%	761	8.48%	168,973,755	9.29%
8.31%	to 8.65%	1,172	13.05%	242,729,576	13.34%
8.65%	to 8.94%	830	9.24%	167,298,009	9.20%
8.94%	to 9.22%	852	9.49%	156,600,400	8.61%
9.22%	to 9.50%	726	8.09%	126,989,336	6.98%
9.50%	to 9.78%	559	6.23%	96,029,954	5.28%
9.78%	to 10.09%	549	6.11%	87,988,085	4.84%
10.09%	to 13.75%	903	10.06%	132,673,046	7.29%
		8,978	100.00%	1,819,404,127	100.00%

Distribution by Original Mortgage Rate

Min	Max	Count	% of Total	Balance	% of Total
5.50%	to 7.25%	953	10.32%	244,198,895	12.93%
7.25%	to 7.52%	402	4.35%	102,002,161	5.40%
7.52%	to 7.78%	533	5.77%	123,186,765	6.52%
7.78%	to 8.05%	769	8.33%	180,198,880	9.54%
8.05%	to 8.31%	777	8.42%	173,571,535	9.19%
8.31%	to 8.65%	1,206	13.06%	253,298,638	13.41%
8.65%	to 8.94%	854	9.25%	174,547,948	9.24%
8.94%	to 9.22%	882	9.55%	165,801,604	8.78%
9.22%	to 9.50%	768	8.32%	135,215,794	7.16%
9.50%	to 9.78%	576	6.24%	99,765,090	5.28%
9.78%	to 10.09%	576	6.24%	95,685,783	5.07%
10.09%	to 13.75%	937	10.15%	141,022,718	7.47%
		9,233	100.00%	1,888,495,811	100.00%



**First Franklin Mortgage Loan Trust
Mortgage Loan Asset-Backed Securities
Series 2007-3**

Distribution Date: 25-Oct-07
Mortgage Loan Characteristics Part II
Total (All Loans)

Distribution by Product Characteristics (Current)

Product Type	# of Loans	Ending Balance	% of Balance	WAMM	WAC
Adjustable	6,759	1,505,082,198	82.72%	354.45	8.42%
Fixed 1st Lien	2,219	314,321,929	17.28%	349.27	8.87%
Total	8,978	1,819,404,127	100.00%		

Distribution by Product Characteristics (Cut-off)

Product Type	# of Loans	Original Principal Balance	% of Balance	WAMM	WAC
Adjustable	6,980	1,567,970,364	83.03%	360.00	8.45%
Fixed 1st Lien	2,253	320,525,447	16.97%	355.10	8.88%
Total	9,233	1,888,495,811	100.00%		

Distribution by Property Types (Current)

Property Type	# of Loans	Ending Balance	% of Balance	WAMM	WAC
SF Unattached Dwelling	6,640	1,264,971,651	69.53%	353.47	8.53%
PUD	1,432	343,746,665	18.89%	353.63	8.41%
Multifamily	391	108,196,191	5.95%	353.67	8.46%
Condo - Low Facility	474	90,009,166	4.95%	354.39	8.45%
Condo - High Facility	41	12,480,455	0.69%	353.42	8.53%
Total	8,978	1,819,404,127	100.00%		

Distribution by Property Types (Cut-off)

Property Type	# of Loans	Ending Balance	% of Balance	WAMM	WAC
SF Unattached Dwelling	6,826	1,311,676,570	69.46%	359.08	8.55%
PUD	1,469	356,083,841	18.86%	359.26	8.43%
Multifamily	412	114,653,040	6.07%	359.22	8.49%
Condo - Low Facility	482	92,584,028	4.90%	360.00	8.46%
Condo - High Facility	44	13,498,333	0.71%	359.05	8.63%
Total	9,233	1,888,495,811	100.00%		



**First Franklin Mortgage Loan Trust
Mortgage Loan Asset-Backed Securities
Series 2007-3**

***Distribution Date: 25-Oct-07
Mortgage Loan Characteristics Part II
Total (All Loans)***

Distribution by Occupancy Type (Current)						Distribution by Occupancy Type (Cut-off)					
Occupancy Type	# of Loans	Ending Balance	% of Balance	WAMM	WAC	Occupancy Type	# of Loans	Ending Balance	% of Balance	WAMM	WAC
Owner Occupied - Primary Residence	8,527	1,748,362,539	96.10%	353.61	8.51%	Owner Occupied - Primary Residence	8,748	1,811,479,819	95.92%	359.22	8.53%
Non-Owner Occupied	421	65,084,605	3.58%	351.99	8.18%	Non-Owner Occupied	454	70,826,375	3.75%	357.70	8.23%
Owner Occupied - Secondary Residence	30	5,956,983	0.33%	354.42	8.74%	Owner Occupied - Secondary Residence	31	6,189,617	0.33%	360.00	8.77%
Total	8,978	1,819,404,127	100.00%			Total	9,233	1,888,495,811	100.00%		

Distribution by Loan Purpose (Current)						Distribution by Loan Purpose (Cut-off)					
Loan Purpose	# of Loans	Ending Balance	% of Balance	WAMM	WAC	Loan Purpose	# of Loans	Ending Balance	% of Balance	WAMM	WAC
Purchase	5,250	1,054,011,306	57.93%	354.12	8.59%	Purchase	5,402	1,096,640,620	58.07%	359.72	8.61%
Refinance/Equity Takeout	3,107	647,164,573	35.57%	353.11	8.40%	Refinance/Equity Takeout	3,199	670,367,279	35.50%	358.71	8.42%
Refinance/No Cash Out	621	118,228,248	6.50%	350.95	8.23%	Refinance/No Cash Out	632	121,487,912	6.43%	356.70	8.25%
Total	8,978	1,819,404,127	100.00%			Total	9,233	1,888,495,811	100.00%		



**First Franklin Mortgage Loan Trust
Mortgage Loan Asset-Backed Securities
Series 2007-3**

***Distribution Date: 25-Oct-07
Mortgage Loan Characteristics Part II
Total (All Loans)***

Distribution by Originator Concentration > 10% (Current)

Originator	# of Loans	Ending Balance	% of Balance	WAMM	WAC
First Franklin	8,978	1,819,404,127	100.00%	353.55	8.50%

Distribution by Originator Concentration > 10% (Cut-off)

Originator	# of Loans	Ending Balance	% of Balance	WAMM	WAC
First Franklin	9,233	1,888,495,811	100.00%	359.17	8.52%

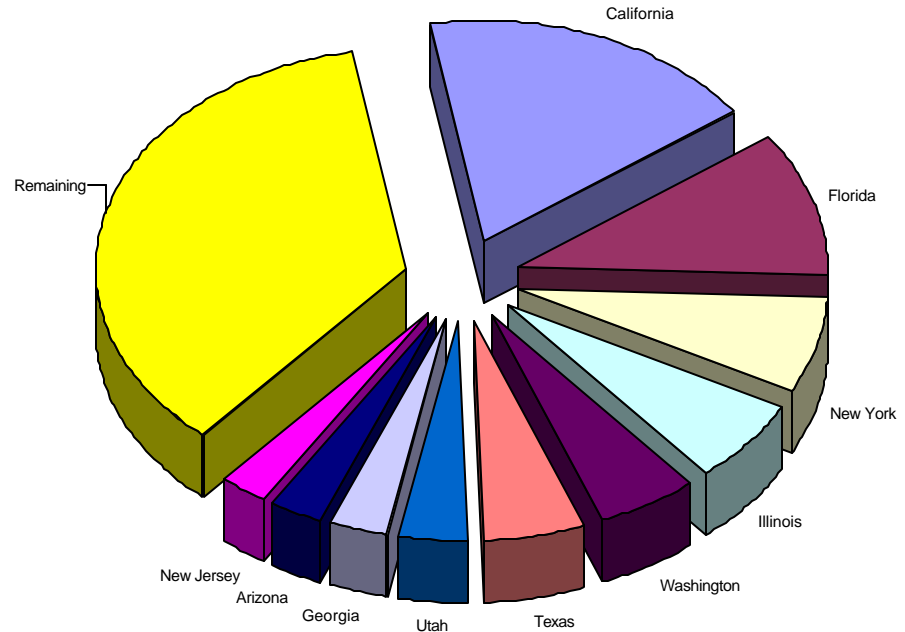
**First Franklin Mortgage Loan Trust
Mortgage Loan Asset-Backed Securities
Series 2007-3**

**Distribution Date: 25-Oct-07
Geographic Concentration
Total (All Loans)**

Top 10 Current State Concentration

Geographic Distribution	# of Loans	Balance ⁽¹⁾	% of Balance	WAMM	WAC
California	870	321,357,381	17.66%	354	7.83%
Florida	892	192,034,450	10.55%	354	8.34%
New York	479	131,721,268	7.24%	354	8.48%
Illinois	528	112,003,074	6.16%	354	8.92%
Washington	368	98,052,637	5.39%	354	8.12%
Texas	708	95,210,208	5.23%	351	8.89%
Utah	326	63,623,261	3.50%	354	8.35%
Georgia	317	56,617,100	3.11%	353	9.10%
Arizona	241	49,679,928	2.73%	354	8.18%
New Jersey	177	49,470,302	2.72%	354	8.85%
Remaining	4,072	649,634,518	35.71%	353	8.77%

Top 10 Current State Concentration



Top 10 Original State Concentration

Geographic Distribution	# of Loans	Balance ⁽¹⁾	% of Balance	WAMM	WAC
California	892	331,854,092	17.57%	359	7.87%
Florida	904	194,682,119	10.31%	360	8.35%
New York	491	136,005,856	7.20%	360	8.49%
Illinois	578	125,528,240	6.65%	360	8.94%
Washington	378	101,323,441	5.37%	360	8.15%
Texas	716	96,842,268	5.13%	357	8.90%
Utah	334	65,716,329	3.48%	359	8.39%
Georgia	322	57,558,873	3.05%	358	9.10%
New Jersey	190	54,014,306	2.86%	360	8.88%
Arizona	250	53,052,550	2.81%	359	8.28%
Remaining	4,178	671,917,738	35.58%	359	8.78%

⁽¹⁾ Based on Current Period Ending Principal Balance



First Franklin Mortgage Loan Trust
Mortgage Loan Asset-Backed Securities
Series 2007-3

Distribution Date: 25-Oct-07
Current Period Realized Loss Detail

Total (All Loans)

Disclosure Control #	Original Liquidation Balance	Net Liquidation Proceeds	Loss-Certs Non-adjusted	Subsequent Recov/(Exp)	Loss-Certs Adjusted	Loss Severity	Loan-to-Value	FICO	Lien Position	Liq Type	Occ Type
Current Total	0.00	0.00	0.00	0.00	0.00						
Cumulative	0.00	0.00	0.00	0.00	0.00						

Liq. Type Code - Legend

BK Discharged	B	Paid in Full
Charge-off	C	REO
Foreclosure	F	Short Sale
Retain Lien	L	Third Party
Loan Sale	O	Settled

Occ Type Code - Legend

P	Primary	1
R	Secondary	2
S	Investment	3
T		
X		



**First Franklin Mortgage Loan Trust
Mortgage Loan Asset-Backed Securities
Series 2007-3**

Distribution Date: 25-Oct-07
Historical Realized Loss Summary
Total (All Loans)

Distribution Date	----- Current Realized Loss -----				----- Previous Liquidations/Payoffs -----						Realized Loss Adjusted	Cumulative Realized Loss
	Beginning Scheduled Balance	Net Liquidation Proceeds	Realized Loss	Loan Count	Claims on Prior Liquidations		Recovery on Prior Liquidations		(Claims)/Recoveries on Prior Payoffs			
					Amount	Count	Amount	Count	Amount	Count		
25-Oct-07	0.00	0.00	0.00	0	0.00	0	0.00	0	0.00	0	0.00	0.00
25-Sep-07	0.00	0.00	0.00	0	0.00	0	0.00	0	0.00	0	0.00	0.00
27-Aug-07	0.00	0.00	0.00	0	0.00	0	0.00	0	0.00	0	0.00	0.00
25-Jul-07	0.00	0.00	0.00	0	0.00	0	0.00	0	0.00	0	0.00	0.00
25-Jun-07	0.00	0.00	0.00	0	0.00	0	0.00	0	0.00	0	0.00	0.00
Total	0.00	0.00	0.00	0	0.00	0	0.00	0	0.00	0	0.00	



First Franklin Mortgage Loan Trust
Mortgage Loan Asset-Backed Securities
Series 2007-3

Distribution Date: 25-Oct-07
Historical Realized Loss Summary
Group 1

Distribution Date	----- Current Realized Loss -----				----- Previous Liquidations/Payoffs -----						Realized Loss Adjusted	Cumulative Realized Loss
	Beginning Scheduled Balance	Net Liquidation Proceeds	Realized Loss	Loan Count	Claims on Prior Liquidations		Recovery on Prior Liquidations		(Claims)/Recoveries on Prior Payoffs			
					Amount	Count	Amount	Count	Amount	Count		
25-Oct-07	0.00	0.00	0.00	0	0.00	0	0.00	0	0.00	0	0.00	0.00
25-Sep-07	0.00	0.00	0.00	0	0.00	0	0.00	0	0.00	0	0.00	0.00
27-Aug-07	0.00	0.00	0.00	0	0.00	0	0.00	0	0.00	0	0.00	0.00
25-Jul-07	0.00	0.00	0.00	0	0.00	0	0.00	0	0.00	0	0.00	0.00
25-Jun-07	0.00	0.00	0.00	0	0.00	0	0.00	0	0.00	0	0.00	0.00
Total	0.00	0.00	0.00	0	0.00	0	0.00	0	0.00	0	0.00	



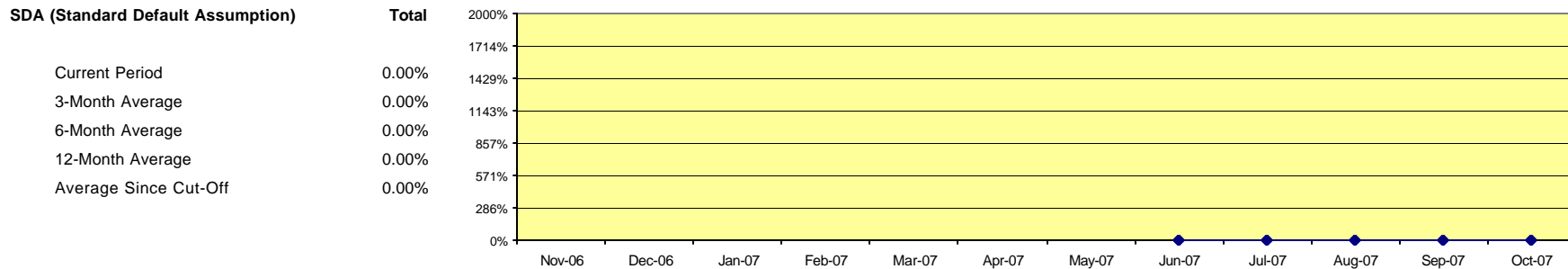

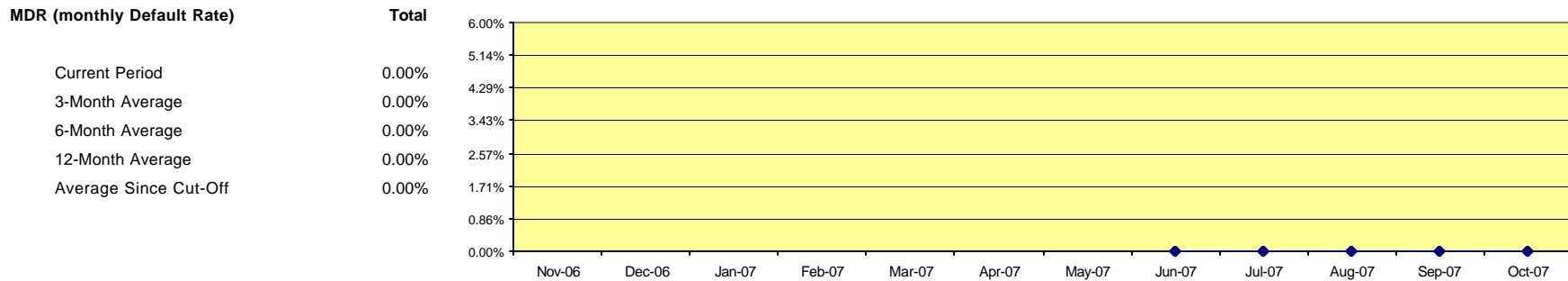
First Franklin Mortgage Loan Trust
Mortgage Loan Asset-Backed Securities
Series 2007-3

Distribution Date: 25-Oct-07
Historical Realized Loss Summary
Group 2

Distribution Date	----- Current Realized Loss -----				----- Previous Liquidations/Payoffs -----						Realized Loss Adjusted	Cumulative Realized Loss
	Beginning Scheduled Balance	Net Liquidation Proceeds	Realized Loss	Loan Count	Claims on Prior Liquidations		Recovery on Prior Liquidations		(Claims)/Recoveries on Prior Payoffs			
					Amount	Count	Amount	Count	Amount	Count		
25-Oct-07	0.00	0.00	0.00	0	0.00	0	0.00	0	0.00	0	0.00	0.00
25-Sep-07	0.00	0.00	0.00	0	0.00	0	0.00	0	0.00	0	0.00	0.00
27-Aug-07	0.00	0.00	0.00	0	0.00	0	0.00	0	0.00	0	0.00	0.00
25-Jul-07	0.00	0.00	0.00	0	0.00	0	0.00	0	0.00	0	0.00	0.00
25-Jun-07	0.00	0.00	0.00	0	0.00	0	0.00	0	0.00	0	0.00	0.00
Total	0.00	0.00	0.00	0	0.00	0	0.00	0	0.00	0	0.00	

**First Franklin Mortgage Loan Trust
Mortgage Loan Asset-Backed Securities
Series 2007-3**

**Distribution Date: 25-Oct-07
Realized Loss Summary
Total (All Loans)**



MDR	Monthly Default Rate	$(\text{Beginning Principal Balance of Liquidated Loans}) / (\text{Total Beginning Principal Balance})$
CDR	Conditional Default Rate	$1 - (1 - \text{MDR})^{12}$
SDA	Standard Default Assumption	If WAS=30 then CDR/(WAS*0.02) else if 30<WAS=60 then CDR/0.6 else if 60<WAS=120 then CDR/(0.6-(WAS-60)*0.0095) else if WAS>120 then CDR/0.03
WAS	Weighted Average Seasoning	$(\text{Original Term} - \text{Remaining Term}) * (\text{Current Scheduled Balance} / \text{Deal Scheduled Principal Balance})$



**First Franklin Mortgage Loan Trust
Mortgage Loan Asset-Backed Securities
Series 2007-3**

***Distribution Date: 25-Oct-07
Servicemembers Civil Relief Act
Total (All Loans)***

Disclosure Control #	Group	Beginning Balance	Scheduled Principal	Unscheduled Principal	Ending balance	Loan Rate	P&I Amount	Scheduled Interest	Interest Received	Relief Act Interest Shortfall
4001230043	Group 2 ARM	90,541.07	25.27	0.00	90,491.90	7.85%	617.56	592.29	452.71	139.58
Total		90,541.07	25.27	0.00	90,491.90		617.56	592.29	452.71	139.58



**First Franklin Mortgage Loan Trust
Mortgage Loan Asset-Backed Securities
Series 2007-3**

***Distribution Date: 25-Oct-07
Material Breaches Detail***

Disclosure Control #	Loan Group #	Ending Principal Balance	Material Breach Date	Material Breach Description
-------------------------	--------------	-----------------------------	-------------------------	-----------------------------

Material breaches of pool asset representation or warranties or transaction covenants.



**First Franklin Mortgage Loan Trust
Mortgage Loan Asset-Backed Securities
Series 2007-3**

***Distribution Date: 25-Oct-07
Modified Loan Detail
Total (All Loans)***

Disclosure Control #	Loan Group #	Modified Maturity Date	Cutoff Maturity Date	Modification Description
-------------------------	--------------	---------------------------	-------------------------	--------------------------

Modifications include any extensions or waivers to the mortgage loan terms, fees, penalties or payments during the preceding calendar month or that have become material over time.



**First Franklin Mortgage Loan Trust
Mortgage Loan Asset-Backed Securities
Series 2007-3**

***Distribution Date: 25-Oct-07
Collateral Asset Changes***

Disclosure
Control #

Beginning Principal Balance

Description



**First Franklin Mortgage Loan Trust
Mortgage Loan Asset-Backed Securities
Series 2007-3**

***Distribution Date: 25-Oct-07
Substitution Detail History***

--- Loans Substituted Into Pool ---

----- Loans Substituted Out of Pool -----

Investor #	Period	Beginning Principal Balance	Investor #	Period	Beginning Principal Balance	Adjusted for Principal	Substitution Code
------------	--------	-----------------------------	------------	--------	-----------------------------	------------------------	-------------------



**First Franklin Mortgage Loan Trust
Mortgage Loan Asset-Backed Securities
Series 2007-3**

***Distribution Date: 25-Oct-07
Substitution Detail History Summary***

- - - Loans Substituted Into Pool - - -			- - - Loans Substituted Out of Pool - - -			
Period	Count	Beginning Principal Balance	Count	Beginning Principal Balance	Adjusted for Principal	Difference Into vs. Out