

**Bear Stearns Asset Backed Securities I Trust  
Asset-Backed Certificates  
Series 2007-HE4**

**Distribution Date: 26-Dec-07**

**ABN AMRO Acct : 724700.1**

Payment Date:	26-Dec-07
Prior Payment:	26-Nov-07
Next Payment:	25-Jan-08
Record Date:	24-Dec-07
Distribution Count:	8
Closing Date:	30-Apr-07
First Pay. Date:	1-Jun-07
Rated Final Payment Date:	25-May-37
Determination Date:	14-Dec-07
Delinq Method:	OTS

**Outside Parties To The Transaction**

Issuer: Bear Stearns & Co. Inc.  
Depositor: Bear Stearns Asset Backed Securities, Inc.  
Underwriter: Bear Stearns Asset Backed Securities, Inc.  
Master Servicer: EMC Mortgage Corporation  
Rating Agency: Standard & Poor's, Inc./Moody's Investors Service,  
Inc./Fitch Ratings

**Contact Information:**

Analyst:	Jeff Brown	714.259.6233
	jeffrey.r.brown@abnamro.com	
Administrator:	Mason Arion	312.992.2835
	mason.arion@abnamro.com	
LaSalle Website:	www.etrustee.net	



**Bear Stearns Asset Backed Securities I Trust  
Asset-Backed Certificates  
Series 2007-HE4**

---

***Table of Contents***

---

<i>Content:</i>	<i>Pages</i>
Statement to Certificate Holders	3
Statement to Certificate Holders (Factors)	4
Pool/Non-Pool Funds Cash Reconciliation	5
Cash Reconciliation Summary	6-7
Pool Detail and Performance Indicators	8-10
Bond Interest Reconciliation Part I	11
Bond Interest Reconciliation Part II	12
Bond Principal Reconciliation	13
Rating Information	14
End of Month Balance Reporting	15-16
15 Month Loan Status Summary Part I	17-27
15 Month Loan Status Summary Part II	28-38
15 Month Historical Payoff Summary	39-43
Prepayment Summary	44
Mortgage Loan Characteristics Part I	45
Mortgage Loan Characteristics Part II	46-48
Geographic Concentration	49
Current Period Realized Loss Detail	50
Historical Realized Loss Summary	51-53
Realized Loss Summary	54
Material Breaches Detail	55
Modified Loan Detail (Historical)	56
Historical Collateral Level REO Report	57-59
Substitution Detail History	60
Substitution Detail History Summary	61
Material Changes	62



**Bear Stearns Asset Backed Securities I Trust  
Asset-Backed Certificates  
Series 2007-HE4**

**Distribution Date: 26-Dec-07  
BOND PAYMENT**

Class	CUSIP	Original Face Value <sup>(1)</sup>	Beginning Certificate Balance	Principal Payment	Principal Adjustment or Loss	Deferred Interest	Ending Certificate Balance	Interest Payment <sup>(2)</sup>	Interest Adjustment	Pass-Through Rate
I-A-1	07386RAA7	235,071,000.00	198,034,732.92	4,253,949.59	0.00	0.00	193,780,783.33	809,158.37	0.00	4.9031300000%
I-A-2	07386RAB5	92,309,000.00	92,309,000.00	0.00	0.00	0.00	92,309,000.00	382,553.88	0.00	4.9731300000%
I-A-3	07386RAC3	63,813,000.00	63,813,000.00	0.00	0.00	0.00	63,813,000.00	268,181.05	0.00	5.0431300000%
I-A-4	07386RAD1	39,919,000.00	39,919,000.00	0.00	0.00	0.00	39,919,000.00	170,757.85	0.00	5.1331300000%
II-A	07386RAE9	210,625,000.00	190,484,243.21	2,762,274.38	0.00	0.00	187,721,968.83	794,181.19	0.00	5.0031300000%
M-1	07386RAF6	53,007,000.00	53,007,000.00	0.00	0.00	0.00	53,007,000.00	231,160.43	0.00	5.2331300000%
M-2	07386RAG4	41,711,000.00	41,711,000.00	0.00	0.00	0.00	41,711,000.00	183,289.60	0.00	5.2731300000%
M-3	07386RAH2	13,469,000.00	13,469,000.00	0.00	0.00	0.00	13,469,000.00	60,982.36	0.00	5.4331300000%
M-4	07386RAJ8	13,469,000.00	13,469,000.00	0.00	0.00	0.00	13,469,000.00	66,033.23	0.00	5.8831300000%
M-5	07386RAK5	14,338,000.00	14,338,000.00	0.00	0.00	0.00	14,338,000.00	75,072.93	0.00	6.2831300000%
M-6	07386RAL3	6,517,000.00	6,517,000.00	0.00	0.00	0.00	6,517,000.00	36,838.05	0.00	6.7831300000%
M-7	07386RAM1	13,035,000.00	13,035,000.00	0.00	0.00	0.00	13,035,000.00	76,397.37	0.00	7.0331300000%
M-8	07386RAN9	9,993,000.00	9,993,000.00	0.00	0.00	0.00	9,993,000.00	58,568.39	0.00	7.0331300000%
M-9	07386RAP4	14,338,000.00	14,338,000.00	0.00	0.00	0.00	14,338,000.00	84,034.18	0.00	7.0331300000%
CE	07386RAV1	868,973,311.13 N	811,796,021.59	0.00	0.00	0.00	804,779,797.62	801,037.96	0.00	N/A
P	07386RAU3	100.00	100.00	0.00	0.00	0.00	100.00	50,667.31	50,667.31	N/A
R-1	07386RAQ2	0.00	0.00	0.00	0.00	0.00	0.00	0.00	0.00	N/A
R-2	07386RAR0	0.00	0.00	0.00	0.00	0.00	0.00	0.00	0.00	N/A
R-3	07386RAS8	0.00	0.00	0.00	0.00	0.00	0.00	0.00	0.00	N/A
RX	07386RAT6	0.00	0.00	0.00	0.00	0.00	0.00	0.00	0.00	N/A
Total		821,614,100.00	764,437,076.13	7,016,223.97	0.00	0.00	757,420,852.16	4,148,914.15	50,667.31	
								Total P&I Payment	11,165,138.12	

<sup>(1)</sup> N denotes notional balance not included in total <sup>(2)</sup> Accrued Interest plus/minus Interest Adjustment minus Deferred Interest equals Interest Payment



**Bear Stearns Asset Backed Securities I Trust  
Asset-Backed Certificates  
Series 2007-HE4**

***Distribution Date: 26-Dec-07  
Statement to Certificate Holders (FACTORS)  
BOND PAYMENT***

Class	CUSIP	Original Face Value	Beginning Certificate Balance *	Principal Payment *	Principal Adjustment or Loss	Deferred Interest *	Ending Certificate Balance *	Interest Payment *	Interest Adjustment*	Next Rate **
I-A-1	07386RAA7	235,071,000.00	842.446464770	18.096445712	0.000000000	0.000000000	824.350019058	3.442187126	0.000000000	4.985000000%
I-A-2	07386RAB5	92,309,000.00	1000.000000000	0.000000000	0.000000000	0.000000000	1000.000000000	4.144274989	0.000000000	5.055000000%
I-A-3	07386RAC3	63,813,000.00	1000.000000000	0.000000000	0.000000000	0.000000000	1000.000000000	4.202608403	0.000000000	5.125000000%
I-A-4	07386RAD1	39,919,000.00	1000.000000000	0.000000000	0.000000000	0.000000000	1000.000000000	4.277608407	0.000000000	5.215000000%
II-A	07386RAE9	210,625,000.00	904.376228890	13.114655810	0.000000000	0.000000000	891.261573080	3.770593187	0.000000000	5.085000000%
M-1	07386RAF6	53,007,000.00	1000.000000000	0.000000000	0.000000000	0.000000000	1000.000000000	4.360941574	0.000000000	5.315000000%
M-2	07386RAG4	41,711,000.00	1000.000000000	0.000000000	0.000000000	0.000000000	1000.000000000	4.394274892	0.000000000	5.355000000%
M-3	07386RAH2	13,469,000.00	1000.000000000	0.000000000	0.000000000	0.000000000	1000.000000000	4.527608583	0.000000000	5.515000000%
M-4	07386RAJ8	13,469,000.00	1000.000000000	0.000000000	0.000000000	0.000000000	1000.000000000	4.902608211	0.000000000	5.965000000%
M-5	07386RAK5	14,338,000.00	1000.000000000	0.000000000	0.000000000	0.000000000	1000.000000000	5.235941554	0.000000000	6.365000000%
M-6	07386RAL3	6,517,000.00	1000.000000000	0.000000000	0.000000000	0.000000000	1000.000000000	5.652608562	0.000000000	6.865000000%
M-7	07386RAM1	13,035,000.00	1000.000000000	0.000000000	0.000000000	0.000000000	1000.000000000	5.860941312	0.000000000	7.115000000%
M-8	07386RAN9	9,993,000.00	1000.000000000	0.000000000	0.000000000	0.000000000	1000.000000000	5.860941659	0.000000000	7.115000000%
M-9	07386RAP4	14,338,000.00	1000.000000000	0.000000000	0.000000000	0.000000000	1000.000000000	5.860941554	0.000000000	7.115000000%
CE	07386RAV1	868,973,311.13 N	934.201328386	0.000000000	0.000000000	0.000000000	926.127174808	0.921821130	0.000000000	N/A
P	07386RAU3	100.00	1000.000000000	0.000000000	0.000000000	0.000000000	1000.000000000	506673.100000000	506673.100000000	N/A
R-1	07386RAQ2	0.00	0.000000000	0.000000000	0.000000000	0.000000000	0.000000000	0.000000000	0.000000000	N/A
R-2	07386RAR0	0.00	0.000000000	0.000000000	0.000000000	0.000000000	0.000000000	0.000000000	0.000000000	N/A
R-3	07386RAS8	0.00	0.000000000	0.000000000	0.000000000	0.000000000	0.000000000	0.000000000	0.000000000	N/A
RX	07386RAT6	0.00	0.000000000	0.000000000	0.000000000	0.000000000	0.000000000	0.000000000	0.000000000	N/A

\* Per \$1,000 of Original Face Value \*\* Estimated



**Bear Stearns Asset Backed Securities I Trust  
Asset-Backed Certificates  
Series 2007-HE4**

**Distribution Date: 26-Dec-07  
Cash Reconciliation Summary**

<b>Pool Source of Funds</b>		<b>Non-Pool Source of Funds</b>	
<b>Interest Summary</b>		<b>Reserve Fund</b>	
<b>Interest Summary</b>	<b>Principal Summary</b>	Beginning Balance	5,000.00
Scheduled Interest	Scheduled Prin Distribution	Withdrawal from Trust	0.00
Fees	Curtailments	Reimbursement from Waterfall	0.00
<b>Remittance Interest</b>	Prepayments in Full	Ending Balance	5,000.00
<b>Other Interest Proceeds/Shortfalls</b>	Liquidation Proceeds		
Prepayment Penalties	Repurchase Proceeds	<b>Swap Agreement</b>	
Other Interest Loss	Other Principal Proceeds	Net Swap payment payable to the Swap	
Other Interest Proceeds	<b>Remittance Principal</b>	Administrator	0.00
Non-advancing Interest		Net Swap payment payable to the Swap Provider	164,531.05
Net PPIS/Relief Act Shortfall			
Modification Shortfall		Swap Termination payment payable to the Swap	
Other Interest Proceeds/Shortfalls		Administrator	0.00
<b>Interest Adjusted</b>		Swap Termination payment payable to the Swap	0.00
<b>Fee Summary</b>		Provider	
Total Servicing Fees			
Total Trustee Fees			
LPMI Fees			
Credit Manager's Fees			
Misc. Fees / Trust Expense			
Insurance Premium			
<b>Total Fees</b>			
<b>Advances (Principal &amp; Interest)</b>			
Prior Month's Outstanding Advances	5,008,798.72		
Current Advances	N/A		
Reimbursement of Prior Advances	N/A		
Outstanding Advances	6,246,995.07	<b>P&amp;I Due Certificate Holders</b>	<b>11,165,138.12</b>

P&I Advances as of the end of the Due Period do not reflect the amount of advances remitted by the Servicer on the Servicer Remittance Date due to additional proceeds received between the end of the Due Period and the Servicer Remittance Date and netted from the P&I Advances stated as of the end of the Due Period.



**Bear Stearns Asset Backed Securities I Trust  
Asset-Backed Certificates  
Series 2007-HE4**

***Distribution Date: 26-Dec-07***  
***Cash Reconciliation Summary Group I Loans***

	Fixed 1st Lien	Fixed 2nd Lien	ARM 228 1st Lien	ARM 327 1st Lien	Total
<b>Interest Summary</b>					
Scheduled Interest	735,657.96	140,816.48	2,376,076.34	545,366.25	3,797,917.03
Fees	47,334.89	5,882.91	139,507.94	35,014.84	227,740.58
Remittance Interest	688,323.07	134,933.57	2,236,568.40	510,351.41	3,570,176.45
<b>Other Interest Proceeds/Shortfalls</b>					
Prepayment Penalties	15,086.87	0.00	12,341.00	0.00	27,427.87
Other Interest Loss	(68.61)	(40.00)	(112.35)	(457.69)	(678.65)
Other Interest Proceeds	0.00	4,365.75	0.00	0.00	4,365.75
Non-advancing Interest	0.00	(22,643.30)	(680.08)	0.00	(23,323.38)
Net PPIS/Relief Act Shortfall	0.00	0.00	0.00	0.00	0.00
Modification Shortfall	0.00	0.00	0.00	0.00	0.00
Other Interest Proceeds/Shortfalls	15,018.26	(18,317.55)	11,548.57	(457.69)	7,791.59
<b>Interest Adjusted</b>	<b>703,341.33</b>	<b>116,616.02</b>	<b>2,248,116.97</b>	<b>509,893.72</b>	<b>3,577,968.04</b>
<b>Principal Summary</b>					
Scheduled Principal Distribution	65,410.05	4,125.36	110,206.17	28,297.50	208,039.08
Curtailments	19,363.41	2,656.21	14,397.06	2,488.83	38,905.51
Prepayments in Full	853,854.70	147,639.83	1,608,050.30	671,143.16	3,280,687.99
Liquidation Proceeds	0.00	(22,975.20)	0.00	0.00	(22,975.20)
Repurchase Proceeds	0.00	0.00	134,055.29	0.00	134,055.29
Other Principal Proceeds	0.00	0.00	0.00	0.00	0.00
Less Mod Losses	0.00	0.00	0.00	0.00	0.00
Remittance Principal	938,628.16	131,446.20	1,866,708.82	701,929.49	3,638,712.67
<b>Fee Summary</b>					
Total Servicing Fees	47,334.89	5,882.91	139,507.94	35,014.84	227,740.58
Total Trustee Fees	0.00	0.00	0.00	0.00	0.00
LPMI Fees	0.00	0.00	0.00	0.00	0.00
Misc. Fees	0.00	0.00	0.00	0.00	0.00
Total Fees	47,334.89	5,882.91	139,507.94	35,014.84	227,740.58
<b>Beginning Principal Balance</b>	<b>113,603,690.24</b>	<b>14,119,072.31</b>	<b>334,819,068.91</b>	<b>84,035,187.38</b>	<b>546,577,018.84</b>
<b>Ending Principal Balance</b>	<b>112,665,062.08</b>	<b>13,307,509.74</b>	<b>332,952,360.09</b>	<b>83,333,257.89</b>	<b>542,258,189.80</b>
<b>Advances (Principal &amp; Interest)</b>					
Prior Month's Outstanding Advances	501,047.94	177,189.30	2,500,550.60	458,363.03	3,637,150.87
Current Advances	N/A	N/A	N/A	N/A	N/A
Reimbursement of Prior Advances	N/A	N/A	N/A	N/A	N/A
Outstanding Advances	622,705.77	215,185.69	3,099,619.33	539,294.39	4,476,805.18



**Bear Stearns Asset Backed Securities I Trust  
Asset-Backed Certificates  
Series 2007-HE4**

***Distribution Date: 26-Dec-07  
Cash Reconciliation Summary Group II Loans***

	Fixed 1st Lien	Fixed 2nd Lien	ARM 228 1st Lien	ARM 327 1st Lien	Total
<b>Interest Summary</b>					
Scheduled Interest	447,452.09	61,468.74	1,210,700.88	127,093.95	1,846,715.66
Fees	28,579.88	2,682.53	71,541.80	7,703.50	110,507.71
Remittance Interest	418,872.21	58,786.21	1,139,159.08	119,390.45	1,736,207.95
<b>Other Interest Proceeds/Shortfalls</b>					
Prepayment Penalties	2,199.71	0.00	21,039.73	0.00	23,239.44
Other Interest Loss	(142.29)	0.00	(273.74)	(12.00)	(428.03)
Other Interest Proceeds	0.00	0.00	0.00	0.00	0.00
Non-advancing Interest	0.00	(8,805.20)	0.00	0.00	(8,805.20)
Net PPIS/Relief Act Shortfall	0.00	0.00	0.00	0.00	0.00
Modification Shortfall	0.00	0.00	0.00	0.00	0.00
Other Interest Proceeds/Shortfalls	2,057.42	(8,805.20)	20,765.99	(12.00)	14,006.21
<b>Interest Adjusted</b>	<b>420,929.63</b>	<b>49,981.01</b>	<b>1,159,925.07</b>	<b>119,378.45</b>	<b>1,750,214.16</b>
<b>Principal Summary</b>					
Scheduled Principal Distribution	42,448.32	2,600.64	64,420.12	7,508.34	116,977.42
Curtailments	8,360.98	401.95	17,774.11	421.03	26,958.07
Prepayments in Full	47,852.74	0.00	1,879,921.70	114,495.88	2,042,270.32
Liquidation Proceeds	0.00	(10,723.74)	187,292.23	0.00	176,568.49
Repurchase Proceeds	0.00	0.00	0.00	0.00	0.00
Other Principal Proceeds	0.00	0.00	0.00	0.00	0.00
Less Mod Losses	0.00	0.00	0.00	0.00	0.00
Remittance Principal	98,662.04	(7,721.15)	2,149,408.16	122,425.25	2,362,774.30
<b>Fee Summary</b>					
Total Servicing Fees	28,579.88	2,682.53	71,541.80	7,703.50	110,507.71
Total Trustee Fees	0.00	0.00	0.00	0.00	0.00
LPMI Fees	0.00	0.00	0.00	0.00	0.00
Misc. Fees	0.00	0.00	0.00	0.00	0.00
Total Fees	28,579.88	2,682.53	71,541.80	7,703.50	110,507.71
<b>Beginning Principal Balance</b>	<b>68,591,867.59</b>	<b>6,438,103.72</b>	<b>171,700,629.37</b>	<b>18,488,402.07</b>	<b>265,219,002.75</b>
<b>Ending Principal Balance</b>	<b>68,493,205.55</b>	<b>6,161,865.20</b>	<b>169,500,560.25</b>	<b>18,365,976.82</b>	<b>262,521,607.82</b>
<b>Advances (Principal &amp; Interest)</b>					
Prior Month's Outstanding Advances	160,556.29	68,619.82	1,035,841.80	106,629.94	1,371,647.85
Current Advances	N/A	N/A	N/A	N/A	N/A
Reimbursement of Prior Advances	N/A	N/A	N/A	N/A	N/A
Outstanding Advances	206,149.86	85,131.19	1,323,335.88	155,572.96	1,770,189.89



**Bear Stearns Asset Backed Securities I Trust  
Asset-Backed Certificates  
Series 2007-HE4**

**Distribution Date: 26-Dec-07  
Pool Detail and Performance Indicators Total (All Loans)**

Pool Detail				Performance Indicators			Misc/Additional Information				
Pool Level Information				Factors Impacting Principal Payment Rules			WA Rates/Life				
<b>Historical</b>	<b>Amount</b>	<b>Count</b>		<b>Delinquency Levels</b>	<b>Num</b>	<b>Den</b>	<b>%</b>		<b>Fixed</b>	<b>Adj</b>	<b>Overall</b>
Cut-off Pool Balance	868,973,311.13	4,193		3 mo. Rolling Average	98,608,868	811,685,206	12.16%	WAC - Remit Current	7.70%	7.89%	7.84%
Cum Scheduled Principal	2,628,837.35			6 mo. Rolling Average	66,807,405	823,028,377	8.19%	WAC - Remit Original	7.74%	7.92%	7.88%
Cum Unscheduled Principal	59,621,495.47			12 mo. Rolling Average	51,783,827	832,248,400	6.34%	WAC - Current	8.20%	8.39%	8.34%
Cum Liquidations	1,943,136.38			<b>Loss Levels</b>	<b>Amount</b>	<b>Count</b>		WAC - Original	8.24%	8.42%	8.38%
Cum Repurchases	6,639,910.10			3 mo. Cum Loss	1,463,143.60	18		WAL - Current	337.82	349.89	346.88
				6 mo. Cum loss	1,464,670.29	19		WAL - Original	343.01	356.88	353.43
				12 mo. Cum Loss	1,464,670.29	19					
<b>Current</b>	<b>Amount</b>	<b>Count</b>	<b>%</b>	<b>Triggers</b>				<b>Current Index Rate</b>			4.783130%
Beginning Pool	811,796,021.59	3,927	93.42%	> Delinquency Trigger Event <sup>(2)</sup>			<b>YES</b>	<b>Next Index Rate</b>			4.865000%
Scheduled Principal	325,016.50		0.04%	Delinquency Event Calc <sup>(1)</sup>	119,704,162.32	804,779,798	14.87%				
Unscheduled Principal	5,388,821.89	31	0.62%	> Loss Trigger Event? <sup>(3)</sup>			<b>NO</b>				
Liquidations	1,168,330.29	13	0.13%	Cumulative Loss		1,464,670	0.17%				
Repurchases	134,055.29	1	0.02%	> Overall Trigger Event?			<b>YES</b>				
Ending Pool	804,779,797.62	3,882	92.61%	<b>Step Down Date</b>				<b>Pool Composition</b>			
				Distribution Count		8		<b>Properties</b>	<b>Balance</b>		<b>%/Score</b>
<b>Average Loan Balance</b>	207,310.61			Current Specified Enhancement % <sup>(4)</sup>		28.11%		Cash Out/Refinance	657,333,333.47		80.73%
<b>Current Loss Detail</b>	<b>Amount</b>			Step Down % <sup>(5)</sup>		52.30%		SFR	683,423,161.36		83.93%
Liquidation	1,168,330.29			% of Current Specified Enhancement % <sup>(6)</sup>		30.50%		Owner Occupied	772,661,764.03		94.89%
Realized Loss	1,014,737.00			> Step Down Date?			<b>NO</b>				
Realized Loss Adjustment	0.00			<b>Extra Principal</b>	1,014,737.00			FICO	<b>Min</b>	<b>Max</b>	<b>WA</b>
Net Liquidation	153,593.29			<b>Cumulative Extra Principal</b>	1,464,779.33				500	817	611.95
<b>Credit Enhancement</b>	<b>Amount</b>	<b>%</b>		<b>OC Release</b>	0.00						
Original OC	47,359,311.13	5.45%									
Target OC	47,359,045.46	5.45%									
Beginning OC	47,359,045.46										
OC Amount per PSA	46,344,308.46	5.33%									
Ending OC	47,359,045.46										
Mezz Certificates	179,877,000.00	20.70%									

**Legend:** (1) 60 Days+, REO, BK, F/C % (3) Condn: Cum Loss > specified thresholds (5) Defined Benchmark (7) Condn: Distr Cnt > 36, (4) > (5)  
(2) (1) > (6) \* (4), then TRUE (4) Mezzanine Certs + OC Amount / Ending Pool Bal (6) Defined Benchmark (Used in Delinq Event Calc)  
**Note:** Delinquency and Loss Event Triggers may be flagged as "Yes" prior to the Step Down Date on account of the percentage thresholds being breached.









**Bear Stearns Asset Backed Securities I Trust  
Asset-Backed Certificates  
Series 2007-HE4**

**Distribution Date: 26-Dec-07  
Bond Interest Reconciliation - Part I**

-- Accrual --										----- Outstanding -----					
Class	Method	Days	Opening Balance	Pass-Thru Rate	Accrual Certificate Interest	Total Interest Additions	Total Interest Deductions	Distributable Certificate Interest	Interest Payment Amount	Current Period (Shortfall) / Recovery	Remaining Int Carry-Forward Shortfall	Remaining Basis Risk Carry-Fwd Shortfall	Outstanding Relief Act / Prepayment Interest Shortfalls	Net Cap Rate in Effect Y/N	
I-A-1	Act/360	30	198,034,732.92	4.903130000%	809,158.37	0.00	0.00	809,158.37	809,158.37	0.00	0.00	0.00	0.00	No	
I-A-2	Act/360	30	92,309,000.00	4.973130000%	382,553.88	0.00	0.00	382,553.88	382,553.88	0.00	0.00	0.00	0.00	No	
I-A-3	Act/360	30	63,813,000.00	5.043130000%	268,181.05	0.00	0.00	268,181.05	268,181.05	0.00	0.00	0.00	0.00	No	
I-A-4	Act/360	30	39,919,000.00	5.133130000%	170,757.85	0.00	0.00	170,757.85	170,757.85	0.00	0.00	0.00	0.00	No	
II-A	Act/360	30	190,484,243.21	5.003130000%	794,181.19	0.00	0.00	794,181.19	794,181.19	0.00	0.00	0.00	0.00	No	
M-1	Act/360	30	53,007,000.00	5.233130000%	231,160.43	0.00	0.00	231,160.43	231,160.43	0.00	0.00	0.00	0.00	No	
M-2	Act/360	30	41,711,000.00	5.273130000%	183,289.60	0.00	0.00	183,289.60	183,289.60	0.00	0.00	0.00	0.00	No	
M-3	Act/360	30	13,469,000.00	5.433130000%	60,982.36	0.00	0.00	60,982.36	60,982.36	0.00	0.00	0.00	0.00	No	
M-4	Act/360	30	13,469,000.00	5.883130000%	66,033.23	0.00	0.00	66,033.23	66,033.23	0.00	0.00	0.00	0.00	No	
M-5	Act/360	30	14,338,000.00	6.283130000%	75,072.93	0.00	0.00	75,072.93	75,072.93	0.00	0.00	0.00	0.00	No	
M-6	Act/360	30	6,517,000.00	6.783130000%	36,838.05	0.00	0.00	36,838.05	36,838.05	0.00	0.00	0.00	0.00	No	
M-7	Act/360	30	13,035,000.00	7.033130000%	76,397.37	0.00	0.00	76,397.37	76,397.37	0.00	0.00	0.00	0.00	No	
M-8	Act/360	30	9,993,000.00	7.033130000%	58,568.39	0.00	0.00	58,568.39	58,568.39	0.00	0.00	0.00	0.00	No	
M-9	Act/360	30	14,338,000.00	7.033130000%	84,034.18	0.00	0.00	84,034.18	84,034.18	0.00	0.00	0.00	0.00	No	
CE			811,796,021.59	N/A	801,037.96	0.00	0.00	801,037.96	801,037.96	0.00	0.00	0.00	0.00	N/A	
P			100.00	N/A	0.00	50,667.31	0.00	0.00	50,667.31	0.00	0.00	0.00	0.00	N/A	
R-1			0.00	N/A	0.00	0.00	0.00	0.00	0.00	0.00	0.00	0.00	0.00	N/A	
R-2			0.00	N/A	0.00	0.00	0.00	0.00	0.00	0.00	0.00	0.00	0.00	N/A	
R-3			0.00	N/A	0.00	0.00	0.00	0.00	0.00	0.00	0.00	0.00	0.00	N/A	
RX			0.00	N/A	0.00	0.00	0.00	0.00	0.00	0.00	0.00	0.00	0.00	N/A	
Total			764,437,076.13		4,098,246.84	50,667.31	0.00	4,098,246.84	4,148,914.15	0.00	0.00	0.00	0.00		

<sup>(1)</sup> Basis Risk Carry-Forward Shortfall - difference between LIBOR plus margin and the Net Rate Cap.



**Bear Stearns Asset Backed Securities I Trust  
Asset-Backed Certificates  
Series 2007-HE4**

***Distribution Date: 26-Dec-07  
Bond Interest Reconciliation - Part II***

Class	Record Date	Prior Interest Due Date	Current Interest Due Date	Interest Rate SWAP Agreement	----- Additions -----					----- Deductions -----			
					Deposits from YM Agreement	Prepayment Premiums	Prior Int Carry-Fwd Shortfall	Prior Shortfall Reimbursement	Other Interest Proceeds <sup>(1)</sup>	Other Interest Losses	Current Int Carry-Fwd Shortfall <sup>(2)</sup>	Current Basis Risk Carry-Fwd Shortfall	
I-A-1	24-Dec-07	26-Nov-07	26-Dec-07	0.00	0.00	0.00	0.00	0.00	0.00	0.00	0.00	0.00	0.00
I-A-2	24-Dec-07	26-Nov-07	26-Dec-07	0.00	0.00	0.00	0.00	0.00	0.00	0.00	0.00	0.00	0.00
I-A-3	24-Dec-07	26-Nov-07	26-Dec-07	0.00	0.00	0.00	0.00	0.00	0.00	0.00	0.00	0.00	0.00
I-A-4	24-Dec-07	26-Nov-07	26-Dec-07	0.00	0.00	0.00	0.00	0.00	0.00	0.00	0.00	0.00	0.00
II-A	24-Dec-07	26-Nov-07	26-Dec-07	0.00	0.00	0.00	0.00	0.00	0.00	0.00	0.00	0.00	0.00
M-1	24-Dec-07	26-Nov-07	26-Dec-07	0.00	0.00	0.00	0.00	0.00	0.00	0.00	0.00	0.00	0.00
M-2	24-Dec-07	26-Nov-07	26-Dec-07	0.00	0.00	0.00	0.00	0.00	0.00	0.00	0.00	0.00	0.00
M-3	24-Dec-07	26-Nov-07	26-Dec-07	0.00	0.00	0.00	0.00	0.00	0.00	0.00	0.00	0.00	0.00
M-4	24-Dec-07	26-Nov-07	26-Dec-07	0.00	0.00	0.00	0.00	0.00	0.00	0.00	0.00	0.00	0.00
M-5	24-Dec-07	26-Nov-07	26-Dec-07	0.00	0.00	0.00	0.00	0.00	0.00	0.00	0.00	0.00	0.00
M-6	24-Dec-07	26-Nov-07	26-Dec-07	0.00	0.00	0.00	0.00	0.00	0.00	0.00	0.00	0.00	0.00
M-7	24-Dec-07	26-Nov-07	26-Dec-07	0.00	0.00	0.00	0.00	0.00	0.00	0.00	0.00	0.00	0.00
M-8	24-Dec-07	26-Nov-07	26-Dec-07	0.00	0.00	0.00	0.00	0.00	0.00	0.00	0.00	0.00	0.00
M-9	24-Dec-07	26-Nov-07	26-Dec-07	0.00	0.00	0.00	0.00	0.00	0.00	0.00	0.00	0.00	0.00
CE	30-Nov-07	1-Nov-07	1-Dec-07	0.00	0.00	0.00	0.00	0.00	0.00	0.00	0.00	0.00	0.00
P	30-Nov-07	1-Nov-07	1-Dec-07	0.00	0.00	50,667.31	0.00	0.00	0.00	0.00	0.00	0.00	0.00
R-1	30-Nov-07	1-Nov-07	1-Dec-07	0.00	0.00	0.00	0.00	0.00	0.00	0.00	0.00	0.00	0.00
R-2	30-Nov-07	1-Nov-07	1-Dec-07	0.00	0.00	0.00	0.00	0.00	0.00	0.00	0.00	0.00	0.00
R-3	30-Nov-07	1-Nov-07	1-Dec-07	0.00	0.00	0.00	0.00	0.00	0.00	0.00	0.00	0.00	0.00
RX	30-Nov-07	1-Nov-07	1-Dec-07	0.00	0.00	0.00	0.00	0.00	0.00	0.00	0.00	0.00	0.00
Total				0.00	0.00	50,667.31	0.00	0.00	0.00	0.00	0.00	0.00	0.00

<sup>(1)</sup> Other Interest Proceeds are additional interest amounts specifically allocated to the bond(s) and used in determining the bonds Distributable Interest.

<sup>(2)</sup> Interest Carry-Forward Shortfall is unpaid interest with interest thereon.

<sup>(3)</sup> Basis Risk Carry-Forward Shortfall - difference between LIBOR plus margin and the Net Rate Cap.



**Bear Stearns Asset Backed Securities I Trust  
Asset-Backed Certificates  
Series 2007-HE4**

***Distribution Date: 26-Dec-07  
Bond Principal Reconciliation***

Class	Original Class Balance	Beginning Class Balance	Scheduled Principal Payment	Unscheduled Principal Payment	Extra Principal Payment	----- L o s s e s -----				Ending Class Balance	Rated Final Maturity	- Credit Support -	
						Prior Loss Reimburs.	Current Losses	Cumulative Losses	Interest on Losses			Original	Current
I-A-1	235,071,000.00	198,034,732.92	208,039.08	3,430,673.59	615,236.92	0.00	0.00	0.00	0.00	193,780,783.33	25-May-37	N/A	N/A
I-A-2	92,309,000.00	92,309,000.00	0.00	0.00	0.00	0.00	0.00	0.00	0.00	92,309,000.00	25-May-35	N/A	N/A
I-A-3	63,813,000.00	63,813,000.00	0.00	0.00	0.00	0.00	0.00	0.00	0.00	63,813,000.00	25-Feb-37	N/A	N/A
I-A-4	39,919,000.00	39,919,000.00	0.00	0.00	0.00	0.00	0.00	0.00	0.00	39,919,000.00	25-May-37	N/A	N/A
II-A	210,625,000.00	190,484,243.21	116,977.42	2,245,796.88	399,500.08	0.00	0.00	0.00	0.00	187,721,968.83	25-May-37	N/A	N/A
M-1	53,007,000.00	53,007,000.00	0.00	0.00	0.00	0.00	0.00	0.00	0.00	53,007,000.00	25-May-37	N/A	N/A
M-2	41,711,000.00	41,711,000.00	0.00	0.00	0.00	0.00	0.00	0.00	0.00	41,711,000.00	25-May-37	N/A	N/A
M-3	13,469,000.00	13,469,000.00	0.00	0.00	0.00	0.00	0.00	0.00	0.00	13,469,000.00	25-May-37	N/A	N/A
M-4	13,469,000.00	13,469,000.00	0.00	0.00	0.00	0.00	0.00	0.00	0.00	13,469,000.00	25-May-37	N/A	N/A
M-5	14,338,000.00	14,338,000.00	0.00	0.00	0.00	0.00	0.00	0.00	0.00	14,338,000.00	25-May-37	N/A	N/A
M-6	6,517,000.00	6,517,000.00	0.00	0.00	0.00	0.00	0.00	0.00	0.00	6,517,000.00	25-May-37	N/A	N/A
M-7	13,035,000.00	13,035,000.00	0.00	0.00	0.00	0.00	0.00	0.00	0.00	13,035,000.00	25-May-37	N/A	N/A
M-8	9,993,000.00	9,993,000.00	0.00	0.00	0.00	0.00	0.00	0.00	0.00	9,993,000.00	25-May-37	N/A	N/A
M-9	14,338,000.00	14,338,000.00	0.00	0.00	0.00	0.00	0.00	0.00	0.00	14,338,000.00	25-May-37	N/A	N/A
CE	868,973,311.13	811,796,021.59	0.00	0.00	0.00	0.00	0.00	0.00	0.00	804,779,797.62	25-May-37	N/A	N/A
P	100.00	100.00	0.00	0.00	0.00	0.00	0.00	0.00	0.00	100.00	25-May-37	N/A	N/A
R-1	0.00	0.00	0.00	0.00	0.00	0.00	0.00	0.00	0.00	0.00	25-May-37	N/A	N/A
R-2	0.00	0.00	0.00	0.00	0.00	0.00	0.00	0.00	0.00	0.00	25-May-37	N/A	N/A
R-3	0.00	0.00	0.00	0.00	0.00	0.00	0.00	0.00	0.00	0.00	25-May-37	N/A	N/A
RX	0.00	0.00	0.00	0.00	0.00	0.00	0.00	0.00	0.00	0.00	25-May-37	N/A	N/A
<b>Total</b>	<b>821,614,100.00</b>	<b>764,437,076.13</b>	<b>325,016.50</b>	<b>5,676,470.47</b>	<b>1,014,737.00</b>	<b>0.00</b>	<b>0.00</b>	<b>0.00</b>	<b>0.00</b>	<b>757,420,852.16</b>			



**Bear Stearns Asset Backed Securities I Trust  
Asset-Backed Certificates  
Series 2007-HE4**

***Distribution Date: 26-Dec-07  
Ratings Information***

Class	CUSIP	----- Original Ratings -----				----- Ratings Change / Change Date <sup>(1)</sup> -----				
		Fitch	Moody's	DBRS	S&P	Fitch	Moody's	DBRS	S&P	
I-A-1	07386RAA7	NR	Aaa	NR	AAA					
I-A-2	07386RAB5	NR	Aaa	NR	AAA					
I-A-3	07386RAC3	NR	Aaa	NR	AAA					
I-A-4	07386RAD1	NR	Aaa	NR	AAA					
II-A	07386RAE9	NR	Aaa	NR	AAA					
M-1	07386RAF6	NR	Aa1	NR	AA+					
M-2	07386RAG4	NR	Aa2	NR	AA					
M-3	07386RAH2	NR	Aa3	NR	AA-				A+	17-Oct-07
M-4	07386RAJ8	NR	A1	NR	A+				A	17-Oct-07
M-5	07386RAK5	NR	A2	NR	A				A-	17-Oct-07
M-6	07386RAL3	NR	A2	NR	A				BBB+	17-Oct-07
M-7	07386RAM1	NR	A3	NR	BBB+		Baa1	4-Dec-07	BBB	17-Oct-07
M-8	07386RAN9	NR	Baa1	NR	BBB		Ba1	4-Dec-07	BBB-	17-Oct-07
M-9	07386RAP4	NR	Baa2	NR	BBB-		Ba2	4-Dec-07	BB+	17-Oct-07
CE	07386RAV1	NR	NR	NR	NR					
P	07386RAU3	NR	NR	NR	NR					

NR - Designates that the class was not rated by the rating agency.

<sup>(1)</sup> Changed ratings provided on this report are based on information provided by the applicable rating agency via electronic transmission. It shall be understood that this transmission will generally have been provided to LaSalle within 30 days of the payment date listed on this statement. Because ratings may have changed during the 30 day window, or may not be being provided by the rating agency in an electronic format and therefore not being updated on this report, LaSalle recommends that investors obtain current rating information directly from the rating agency.



**Bear Stearns Asset Backed Securities I Trust  
Asset-Backed Certificates  
Series 2007-HE4**

**Distribution Date: 26-Dec-07  
End of Month Balance Reporting**

Type	Count	Count (%)	Balance	Balance (%)	Arrears	Arrears (%)	F/C Quick Sale Value	REO Book Value
<b>Total</b>								
0	3110	79.1953%	630,957,113.53	78.2342%	0.00	0.0000%	0.00	0.00
30	261	6.6463%	55,664,945.82	6.9021%	0.00	0.0000%	0.00	0.00
60	153	3.8961%	33,364,397.41	4.1369%	0.00	0.0000%	0.00	0.00
90+	103	2.6229%	18,523,996.22	2.2968%	0.00	0.0000%	0.00	0.00
BKY0	3	0.0764%	314,132.53	0.0390%	0.00	0.0000%	0.00	0.00
BKY30	3	0.0764%	339,707.73	0.0421%	0.00	0.0000%	0.00	0.00
BKY60	4	0.1019%	416,482.29	0.0516%	0.00	0.0000%	0.00	0.00
BKY90+	10	0.2546%	2,285,368.43	0.2834%	0.00	0.0000%	0.00	0.00
F/C60	1	0.0255%	182,932.13	0.0227%	0.00	0.0000%	0.00	0.00
F/C90+	232	5.9078%	61,598,311.80	7.6378%	0.00	0.0000%	0.00	0.00
PIF	34	0.8658%	0.00	0.0000%	0.00	0.0000%	0.00	0.00
REO90+	13	0.3310%	2,850,418.17	0.3534%	0.00	0.0000%	0.00	0.00

<b>Total (Prior Month End):</b>	<b>3927</b>	<b>100.0000%</b>	<b>806,497,806.00</b>	<b>100.0000%</b>	<b>0.00</b>	<b>0.0000%</b>	<b>0.00</b>	<b>0.00</b>
<b>Delinq Total (Prior Month End):</b>	<b>780</b>	<b>19.8625%</b>	<b>175,226,559.00</b>	<b>21.7268%</b>	<b>0.00</b>	<b>0.0000%</b>	<b>0.00</b>	<b>0.00</b>

<b>Group 1</b>								
0	1927	78.2379%	419,363,943.35	77.1517%	0.00	0.0000%	0.00	0.00
30	161	6.5367%	37,118,852.95	6.8289%	0.00	0.0000%	0.00	0.00
60	91	3.6947%	21,299,839.39	3.9186%	0.00	0.0000%	0.00	0.00
90+	75	3.0451%	14,282,619.83	2.6276%	0.00	0.0000%	0.00	0.00
BKY0	3	0.1218%	314,132.53	0.0578%	0.00	0.0000%	0.00	0.00
BKY30	2	0.0812%	209,907.20	0.0386%	0.00	0.0000%	0.00	0.00
BKY60	2	0.0812%	152,681.37	0.0281%	0.00	0.0000%	0.00	0.00
BKY90+	7	0.2842%	1,862,301.78	0.3426%	0.00	0.0000%	0.00	0.00
F/C60	1	0.0406%	182,932.13	0.0337%	0.00	0.0000%	0.00	0.00
F/C90+	164	6.6585%	46,325,049.69	8.5226%	0.00	0.0000%	0.00	0.00
PIF	20	0.8120%	0.00	0.0000%	0.00	0.0000%	0.00	0.00
REO90+	10	0.4060%	2,445,437.48	0.4499%	0.00	0.0000%	0.00	0.00

<b>Total (Prior Month End):</b>	<b>2463</b>	<b>100.0000%</b>	<b>543,557,697.00</b>	<b>100.0000%</b>	<b>0.00</b>	<b>0.0000%</b>	<b>0.00</b>	<b>0.00</b>
<b>Delinq Total (Prior Month End):</b>	<b>513</b>	<b>20.8283%</b>	<b>123,879,621.00</b>	<b>22.7905%</b>	<b>0.00</b>	<b>0.0000%</b>	<b>0.00</b>	<b>0.00</b>



**Bear Stearns Asset Backed Securities I Trust**  
**Asset-Backed Certificates**  
**Series 2007-HE4**

***Distribution Date: 26-Dec-07***  
***End of Month Balance Reporting***

Type	Count	Count (%)	Balance	Balance (%)	Arrears	Arrears (%)	F/C Quick Sale Value	REO Book Value
<b>Group 2</b>								
0	1183	80.8060%	211,593,170.18	80.4720%	0.00	0.0000%	0.00	0.00
30	100	6.8306%	18,546,092.87	7.0534%	0.00	0.0000%	0.00	0.00
60	62	4.2350%	12,064,558.02	4.5883%	0.00	0.0000%	0.00	0.00
90+	28	1.9126%	4,241,376.39	1.6131%	0.00	0.0000%	0.00	0.00
BKY30	1	0.0683%	129,800.53	0.0494%	0.00	0.0000%	0.00	0.00
BKY60	2	0.1366%	263,800.92	0.1003%	0.00	0.0000%	0.00	0.00
BKY90+	3	0.2049%	423,066.65	0.1609%	0.00	0.0000%	0.00	0.00
F/C90+	68	4.6448%	15,273,262.11	5.8086%	0.00	0.0000%	0.00	0.00
PIF	14	0.9563%	0.00	0.0000%	0.00	0.0000%	0.00	0.00
REO90+	3	0.2049%	404,980.69	0.1540%	0.00	0.0000%	0.00	0.00
<b>Total (Prior Month End):</b>	<b>1464</b>	<b>100.0000%</b>	<b>262,940,108.00</b>	<b>100.0000%</b>	<b>0.00</b>	<b>0.0000%</b>	<b>0.00</b>	<b>0.00</b>
<b>Delinq Total (Prior Month End):</b>	<b>267</b>	<b>18.2377%</b>	<b>51,346,938.00</b>	<b>19.5280%</b>	<b>0.00</b>	<b>0.0000%</b>	<b>0.00</b>	<b>0.00</b>





**Bear Stearns Asset Backed Securities I Trust  
Asset-Backed Certificates  
Series 2007-HE4**

**Distribution Date: 26-Dec-07**

**Asset-Backed Facts ~ 15 Month Historical Loan Status Summary Part I (as of Cut-Off)**

Distribution Date	Current		Delinq 1 Month		Delinq 2 Months		Delinq 3+ Months		Bankruptcy		Foreclosure		REO	
	Count	Balance	Count	Balance	Count	Balance	Count	Balance	Count	Balance	Count	Balance	Count	Balance
<b>Total (All Loans)</b>														
26-Dec-07	3,100	629,331,534	261	55,664,946	153	33,364,397	103	18,523,996	20	3,355,691	232	61,688,815	13	2,850,418
26-Nov-07	3,242	661,255,633	252	51,654,697	142	31,739,587	141	29,182,483	16	2,257,689	127	33,706,058	7	1,999,874
25-Oct-07	3,368	687,182,399	258	54,060,649	131	30,416,983	179	40,694,682	13	1,745,177	14	4,176,217	1	203,691
25-Sep-07	3,566	729,388,626	191	40,081,444	110	27,240,686	106	21,790,342	13	2,106,119	14	4,176,914	3	463,642
27-Aug-07	3,740	765,611,649	158	37,912,896	78	16,370,259	62	13,323,767	5	473,153	0	0	2	259,990
25-Jul-07	3,867	798,886,023	126	26,216,180	61	11,186,951	11	1,170,653	2	170,501	23	6,284,850	0	0
25-Jun-07	3,973	823,123,868	113	21,256,712	54	12,473,545	0	0	4	388,238	0	0	0	0
25-May-07	4,082	845,041,787	84	16,968,386	0	0	0	0	4	564,399	0	0	0	0

<b>Total (All Loans)</b>														
26-Dec-07	79.86%	78.20%	6.72%	6.92%	3.94%	4.15%	2.65%	2.30%	0.52%	0.42%	5.98%	7.67%	0.33%	0.35%
26-Nov-07	82.56%	81.46%	6.42%	6.36%	3.62%	3.91%	3.59%	3.59%	0.41%	0.28%	3.23%	4.15%	0.18%	0.25%
25-Oct-07	84.96%	83.96%	6.51%	6.61%	3.30%	3.72%	4.52%	4.97%	0.33%	0.21%	0.35%	0.51%	0.03%	0.02%
25-Sep-07	89.08%	88.38%	4.77%	4.86%	2.75%	3.30%	2.65%	2.64%	0.32%	0.26%	0.35%	0.51%	0.07%	0.06%
27-Aug-07	92.46%	91.81%	3.91%	4.55%	1.93%	1.96%	1.53%	1.60%	0.12%	0.06%	0.00%	0.00%	0.05%	0.03%
25-Jul-07	94.55%	94.66%	3.08%	3.11%	1.49%	1.33%	0.27%	0.14%	0.05%	0.02%	0.56%	0.74%	0.00%	0.00%
25-Jun-07	95.87%	96.02%	2.73%	2.48%	1.30%	1.46%	0.00%	0.00%	0.10%	0.05%	0.00%	0.00%	0.00%	0.00%
25-May-07	97.89%	97.97%	2.01%	1.97%	0.00%	0.00%	0.00%	0.00%	0.10%	0.07%	0.00%	0.00%	0.00%	0.00%

Delinquency Balances are Exclusive of REO, Foreclosures and Bankruptcies.



**Bear Stearns Asset Backed Securities I Trust  
Asset-Backed Certificates  
Series 2007-HE4**

**Distribution Date: 26-Dec-07**

**Asset-Backed Facts ~ 15 Month Historical Loan Status Summary Part I (as of Cut-Off)**

Distribution Date	Current		Delinq 1 Month		Delinq 2 Months		Delinq 3+ Months		Bankruptcy		Foreclosure		REO	
	Count	Balance	Count	Balance	Count	Balance	Count	Balance	Count	Balance	Count	Balance	Count	Balance
<b>Group I Loans - Total</b>														
26-Dec-07	1,920	418,156,864	161	37,118,854	91	21,299,839	75	14,282,620	14	2,539,023	164	46,415,553	10	2,445,437
26-Nov-07	1,999	438,170,276	153	33,511,569	104	23,603,962	100	21,884,571	11	1,478,853	90	26,080,587	6	1,847,200
25-Oct-07	2,066	453,176,858	172	38,284,121	97	22,915,585	125	30,782,164	9	1,167,533	11	3,615,965	1	203,691
25-Sep-07	2,202	484,296,933	131	28,045,825	76	20,140,610	75	16,587,519	9	1,593,999	11	3,616,519	3	463,642
27-Aug-07	2,318	508,233,843	105	27,268,845	54	12,312,844	47	10,836,265	2	172,680	0	0	2	259,990
25-Jul-07	2,392	530,503,258	88	19,684,829	44	8,506,450	10	1,124,697	0	0	19	5,529,023	0	0
25-Jun-07	2,463	547,622,068	80	16,220,435	43	10,388,978	0	0	1	107,517	0	0	0	0
25-May-07	2,541	564,868,881	63	13,149,470	0	0	0	0	1	107,575	0	0	0	0

<b>Group I Loans - Total</b>														
26-Dec-07	78.85%	77.11%	6.63%	6.84%	3.72%	3.93%	3.08%	2.63%	0.57%	0.47%	6.74%	8.56%	0.41%	0.45%
26-Nov-07	81.16%	80.17%	6.21%	6.13%	4.22%	4.32%	4.06%	4.00%	0.45%	0.27%	3.65%	4.77%	0.24%	0.34%
25-Oct-07	83.27%	82.37%	6.93%	6.96%	3.91%	4.17%	5.04%	5.60%	0.36%	0.21%	0.44%	0.66%	0.04%	0.04%
25-Sep-07	87.83%	87.30%	5.23%	5.06%	3.03%	3.63%	2.99%	2.99%	0.36%	0.29%	0.44%	0.65%	0.12%	0.08%
27-Aug-07	91.69%	90.90%	4.15%	4.88%	2.14%	2.20%	1.86%	1.94%	0.08%	0.03%	0.00%	0.00%	0.08%	0.05%
25-Jul-07	93.69%	93.84%	3.45%	3.48%	1.72%	1.50%	0.39%	0.20%	0.00%	0.00%	0.74%	0.98%	0.00%	0.00%
25-Jun-07	95.21%	95.35%	3.09%	2.82%	1.66%	1.81%	0.00%	0.00%	0.04%	0.02%	0.00%	0.00%	0.00%	0.00%
25-May-07	97.54%	97.71%	2.42%	2.27%	0.00%	0.00%	0.00%	0.00%	0.04%	0.02%	0.00%	0.00%	0.00%	0.00%

Delinquency Balances are Exclusive of REO, Foreclosures and Bankruptcies.



**Bear Stearns Asset Backed Securities I Trust  
Asset-Backed Certificates  
Series 2007-HE4**

**Distribution Date: 26-Dec-07**

**Asset-Backed Facts ~ 15 Month Historical Loan Status Summary Part I (as of Cut-Off)**

Distribution Date	Current		Delinq 1 Month		Delinq 2 Months		Delinq 3+ Months		Bankruptcy		Foreclosure		REO	
	Count	Balance	Count	Balance	Count	Balance	Count	Balance	Count	Balance	Count	Balance	Count	Balance
<b>Group I Loans</b>														
26-Dec-07	470	95,553,843	31	5,743,000	11	2,290,146	9	1,627,551	3	344,149	27	6,610,680	2	495,694
26-Nov-07	492	99,600,139	26	4,751,167	13	3,185,654	9	2,169,055	2	184,157	16	3,217,570	2	495,950
25-Oct-07	500	101,091,005	31	6,782,800	10	1,850,779	20	4,072,512	1	49,866	1	292,514	1	203,691
25-Sep-07	518	105,547,009	21	3,868,786	11	2,228,309	14	2,634,230	1	49,881	1	292,719	1	203,739
27-Aug-07	542	110,153,178	14	2,321,502	9	1,534,128	10	2,297,769	0	0	0	0	0	0
25-Jul-07	550	111,255,447	15	2,806,782	8	1,663,326	1	174,977	0	0	3	643,691	0	0
25-Jun-07	558	113,127,645	17	3,438,298	4	580,663	0	0	0	0	0	0	0	0
25-May-07	572	115,762,481	9	1,700,101	0	0	0	0	0	0	0	0	0	0

<b>Group I Loans</b>														
26-Dec-07	84.99%	84.81%	5.61%	5.10%	1.99%	2.03%	1.63%	1.44%	0.54%	0.31%	4.88%	5.87%	0.36%	0.44%
26-Nov-07	87.86%	87.67%	4.64%	4.18%	2.32%	2.80%	1.61%	1.91%	0.36%	0.16%	2.86%	2.83%	0.36%	0.44%
25-Oct-07	88.65%	88.41%	5.50%	5.93%	1.77%	1.62%	3.55%	3.56%	0.18%	0.04%	0.18%	0.26%	0.18%	0.18%
25-Sep-07	91.36%	91.92%	3.70%	3.37%	1.94%	1.94%	2.47%	2.29%	0.18%	0.04%	0.18%	0.25%	0.18%	0.18%
27-Aug-07	94.26%	94.71%	2.43%	2.00%	1.57%	1.32%	1.74%	1.98%	0.00%	0.00%	0.00%	0.00%	0.00%	0.00%
25-Jul-07	95.32%	95.46%	2.60%	2.41%	1.39%	1.43%	0.17%	0.15%	0.00%	0.00%	0.52%	0.55%	0.00%	0.00%
25-Jun-07	96.37%	96.57%	2.94%	2.94%	0.69%	0.50%	0.00%	0.00%	0.00%	0.00%	0.00%	0.00%	0.00%	0.00%
25-May-07	98.45%	98.55%	1.55%	1.45%	0.00%	0.00%	0.00%	0.00%	0.00%	0.00%	0.00%	0.00%	0.00%	0.00%

Delinquency Balances are Exclusive of REO, Foreclosures and Bankruptcies.



**Bear Stearns Asset Backed Securities I Trust  
Asset-Backed Certificates  
Series 2007-HE4**

**Distribution Date: 26-Dec-07**

**Asset-Backed Facts ~ 15 Month Historical Loan Status Summary Part I (as of Cut-Off)**

Distribution Date	Current		Delinq 1 Month		Delinq 2 Months		Delinq 3+ Months		Bankruptcy		Foreclosure		REO	
	Count	Balance	Count	Balance	Count	Balance	Count	Balance	Count	Balance	Count	Balance	Count	Balance
<b>Group I Loans</b>														
26-Dec-07	176	9,756,852	12	894,914	8	645,336	24	1,817,393	2	193,015	0	0	0	0
26-Nov-07	182	10,282,458	11	808,490	11	833,006	28	2,176,673	1	18,445	0	0	0	0
25-Oct-07	188	10,862,720	17	1,176,147	10	657,276	19	1,572,266	1	18,450	0	0	0	0
25-Sep-07	202	11,772,767	14	921,729	9	728,884	17	1,433,373	2	148,254	0	0	0	0
27-Aug-07	219	12,880,538	8	673,404	8	587,926	10	901,114	0	0	0	0	0	0
25-Jul-07	219	13,192,009	10	632,935	11	796,825	8	726,089	0	0	0	0	0	0
25-Jun-07	227	13,810,450	14	916,398	10	934,871	0	0	0	0	0	0	0	0
25-May-07	238	14,651,702	14	1,084,976	0	0	0	0	0	0	0	0	0	0

<b>Group I Loans</b>														
26-Dec-07	79.28%	73.32%	5.41%	6.72%	3.60%	4.85%	10.81%	13.66%	0.90%	1.45%	0.00%	0.00%	0.00%	0.00%
26-Nov-07	78.11%	72.83%	4.72%	5.73%	4.72%	5.90%	12.02%	15.42%	0.43%	0.13%	0.00%	0.00%	0.00%	0.00%
25-Oct-07	80.00%	76.03%	7.23%	8.23%	4.26%	4.60%	8.09%	11.00%	0.43%	0.13%	0.00%	0.00%	0.00%	0.00%
25-Sep-07	82.79%	78.46%	5.74%	6.14%	3.69%	4.86%	6.97%	9.55%	0.82%	0.99%	0.00%	0.00%	0.00%	0.00%
27-Aug-07	89.39%	85.62%	3.27%	4.48%	3.27%	3.91%	4.08%	5.99%	0.00%	0.00%	0.00%	0.00%	0.00%	0.00%
25-Jul-07	88.31%	85.95%	4.03%	4.12%	4.44%	5.19%	3.23%	4.73%	0.00%	0.00%	0.00%	0.00%	0.00%	0.00%
25-Jun-07	90.44%	88.18%	5.58%	5.85%	3.98%	5.97%	0.00%	0.00%	0.00%	0.00%	0.00%	0.00%	0.00%	0.00%
25-May-07	94.44%	93.11%	5.56%	6.89%	0.00%	0.00%	0.00%	0.00%	0.00%	0.00%	0.00%	0.00%	0.00%	0.00%

Delinquency Balances are Exclusive of REO, Foreclosures and Bankruptcies.



**Bear Stearns Asset Backed Securities I Trust  
Asset-Backed Certificates  
Series 2007-HE4**

**Distribution Date: 26-Dec-07**

**Asset-Backed Facts ~ 15 Month Historical Loan Status Summary Part I (as of Cut-Off)**

Distribution Date	Current		Delinq 1 Month		Delinq 2 Months		Delinq 3+ Months		Bankruptcy		Foreclosure		REO	
	Count	Balance	Count	Balance	Count	Balance	Count	Balance	Count	Balance	Count	Balance	Count	Balance
<b>Group I Loans</b>														
26-Dec-07	994	246,616,384	89	22,362,408	64	16,909,503	36	9,615,796	8	1,824,625	113	33,673,901	8	1,949,744
26-Nov-07	1,033	258,075,378	96	23,875,501	62	14,695,749	57	15,894,120	7	1,098,853	61	19,828,219	4	1,351,249
25-Oct-07	1,073	268,337,815	103	24,743,925	63	17,628,030	74	22,324,661	7	1,099,217	8	2,850,585	0	0
25-Sep-07	1,161	289,760,247	77	19,193,100	48	15,298,036	38	11,360,022	6	1,395,864	8	2,850,803	1	76,376
27-Aug-07	1,225	306,065,593	67	20,294,723	31	9,073,494	23	6,756,051	2	172,680	0	0	1	76,394
25-Jul-07	1,276	323,093,290	54	14,519,716	21	5,355,281	1	223,630	0	0	13	4,228,409	0	0
25-Jun-07	1,325	337,346,285	39	9,796,797	24	7,233,531	0	0	1	107,517	0	0	0	0
25-May-07	1,369	349,314,304	33	8,329,568	0	0	0	0	1	107,575	0	0	0	0

<b>Group I Loans</b>														
26-Dec-07	75.76%	74.07%	6.78%	6.72%	4.88%	5.08%	2.74%	2.89%	0.61%	0.55%	8.61%	10.11%	0.61%	0.59%
26-Nov-07	78.26%	77.08%	7.27%	7.13%	4.70%	4.39%	4.32%	4.75%	0.53%	0.33%	4.62%	5.92%	0.30%	0.40%
25-Oct-07	80.80%	79.63%	7.76%	7.34%	4.74%	5.23%	5.57%	6.62%	0.53%	0.33%	0.60%	0.85%	0.00%	0.00%
25-Sep-07	86.71%	85.24%	5.75%	5.65%	3.58%	4.50%	2.84%	3.34%	0.45%	0.41%	0.60%	0.84%	0.07%	0.02%
27-Aug-07	90.81%	89.38%	4.97%	5.93%	2.30%	2.65%	1.70%	1.97%	0.15%	0.05%	0.00%	0.00%	0.07%	0.02%
25-Jul-07	93.48%	93.00%	3.96%	4.18%	1.54%	1.54%	0.07%	0.06%	0.00%	0.00%	0.95%	1.22%	0.00%	0.00%
25-Jun-07	95.39%	95.17%	2.81%	2.76%	1.73%	2.04%	0.00%	0.00%	0.07%	0.03%	0.00%	0.00%	0.00%	0.00%
25-May-07	97.58%	97.64%	2.35%	2.33%	0.00%	0.00%	0.00%	0.00%	0.07%	0.03%	0.00%	0.00%	0.00%	0.00%

Delinquency Balances are Exclusive of REO, Foreclosures and Bankruptcies.



**Bear Stearns Asset Backed Securities I Trust  
Asset-Backed Certificates  
Series 2007-HE4**

**Distribution Date: 26-Dec-07**

**Asset-Backed Facts ~ 15 Month Historical Loan Status Summary Part I (as of Cut-Off)**

Distribution Date	Current		Delinq 1 Month		Delinq 2 Months		Delinq 3+ Months		Bankruptcy		Foreclosure		REO	
	Count	Balance	Count	Balance	Count	Balance	Count	Balance	Count	Balance	Count	Balance	Count	Balance
<b>Group I Loans</b>														
26-Dec-07	280	66,229,785	30	8,197,687	7	1,375,698	6	1,221,880	1	177,234	24	6,130,972	0	0
26-Nov-07	292	70,212,302	20	4,076,411	18	4,889,554	6	1,644,723	1	177,399	13	3,034,799	0	0
25-Oct-07	305	72,885,318	21	5,581,251	14	2,779,500	12	2,812,726	0	0	2	472,866	0	0
25-Sep-07	321	77,216,910	19	4,062,210	8	1,885,382	6	1,159,894	0	0	2	472,998	1	183,528
27-Aug-07	332	79,134,534	16	3,979,216	6	1,117,297	4	881,330	0	0	0	0	1	183,596
25-Jul-07	347	82,962,513	9	1,725,396	4	691,018	0	0	0	0	3	656,923	0	0
25-Jun-07	353	83,337,688	10	2,068,941	5	1,639,913	0	0	0	0	0	0	0	0
25-May-07	362	85,140,395	7	2,034,825	0	0	0	0	0	0	0	0	0	0

<b>Group I Loans</b>														
26-Dec-07	80.46%	79.48%	8.62%	9.84%	2.01%	1.65%	1.72%	1.47%	0.29%	0.21%	6.90%	7.36%	0.00%	0.00%
26-Nov-07	83.43%	83.55%	5.71%	4.85%	5.14%	5.82%	1.71%	1.96%	0.29%	0.21%	3.71%	3.61%	0.00%	0.00%
25-Oct-07	86.16%	86.22%	5.93%	6.60%	3.95%	3.29%	3.39%	3.33%	0.00%	0.00%	0.56%	0.56%	0.00%	0.00%
25-Sep-07	89.92%	90.86%	5.32%	4.78%	2.24%	2.22%	1.68%	1.36%	0.00%	0.00%	0.56%	0.56%	0.28%	0.22%
27-Aug-07	92.48%	92.78%	4.46%	4.67%	1.67%	1.31%	1.11%	1.03%	0.00%	0.00%	0.00%	0.00%	0.28%	0.22%
25-Jul-07	95.59%	96.43%	2.48%	2.01%	1.10%	0.80%	0.00%	0.00%	0.00%	0.00%	0.83%	0.76%	0.00%	0.00%
25-Jun-07	95.92%	95.74%	2.72%	2.38%	1.36%	1.88%	0.00%	0.00%	0.00%	0.00%	0.00%	0.00%	0.00%	0.00%
25-May-07	98.10%	97.67%	1.90%	2.33%	0.00%	0.00%	0.00%	0.00%	0.00%	0.00%	0.00%	0.00%	0.00%	0.00%

Delinquency Balances are Exclusive of REO, Foreclosures and Bankruptcies.



**Bear Stearns Asset Backed Securities I Trust  
Asset-Backed Certificates  
Series 2007-HE4**

**Distribution Date: 26-Dec-07**

**Asset-Backed Facts ~ 15 Month Historical Loan Status Summary Part I (as of Cut-Off)**

Distribution Date	Current		Delinq 1 Month		Delinq 2 Months		Delinq 3+ Months		Bankruptcy		Foreclosure		REO	
	Count	Balance	Count	Balance	Count	Balance	Count	Balance	Count	Balance	Count	Balance	Count	Balance
<b>Group II Loans - Total</b>														
26-Dec-07	1,180	211,174,670	100	18,546,093	62	12,064,558	28	4,241,376	6	816,668	68	15,273,262	3	404,981
26-Nov-07	1,243	223,085,357	99	18,143,128	38	8,135,624	41	7,297,912	5	778,836	37	7,625,471	1	152,674
25-Oct-07	1,302	234,005,541	86	15,776,528	34	7,501,398	54	9,912,518	4	577,643	3	560,252	0	0
25-Sep-07	1,364	245,091,693	60	12,035,618	34	7,100,076	31	5,202,823	4	512,121	3	560,395	0	0
27-Aug-07	1,422	257,377,805	53	10,644,051	24	4,057,415	15	2,487,502	3	300,473	0	0	0	0
25-Jul-07	1,475	268,382,765	38	6,531,351	17	2,680,501	1	45,955	2	170,501	4	755,828	0	0
25-Jun-07	1,510	275,501,800	33	5,036,277	11	2,084,567	0	0	3	280,721	0	0	0	0
25-May-07	1,541	280,172,906	21	3,818,916	0	0	0	0	3	456,824	0	0	0	0

<b>Group II Loans - Total</b>														
26-Dec-07	81.55%	80.44%	6.91%	7.06%	4.28%	4.60%	1.94%	1.62%	0.41%	0.31%	4.70%	5.82%	0.21%	0.15%
26-Nov-07	84.90%	84.11%	6.76%	6.84%	2.60%	3.07%	2.80%	2.75%	0.34%	0.29%	2.53%	2.88%	0.07%	0.06%
25-Oct-07	87.80%	87.21%	5.80%	5.88%	2.29%	2.80%	3.64%	3.69%	0.27%	0.22%	0.20%	0.21%	0.00%	0.00%
25-Sep-07	91.18%	90.61%	4.01%	4.45%	2.27%	2.62%	2.07%	1.92%	0.27%	0.19%	0.20%	0.21%	0.00%	0.00%
27-Aug-07	93.74%	93.64%	3.49%	3.87%	1.58%	1.48%	0.99%	0.90%	0.20%	0.11%	0.00%	0.00%	0.00%	0.00%
25-Jul-07	95.97%	96.34%	2.47%	2.34%	1.11%	0.96%	0.07%	0.02%	0.13%	0.06%	0.26%	0.27%	0.00%	0.00%
25-Jun-07	96.98%	97.38%	2.12%	1.78%	0.71%	0.74%	0.00%	0.00%	0.19%	0.10%	0.00%	0.00%	0.00%	0.00%
25-May-07	98.47%	98.50%	1.34%	1.34%	0.00%	0.00%	0.00%	0.00%	0.19%	0.16%	0.00%	0.00%	0.00%	0.00%

Delinquency Balances are Exclusive of REO, Foreclosures and Bankruptcies.



**Bear Stearns Asset Backed Securities I Trust  
Asset-Backed Certificates  
Series 2007-HE4**

**Distribution Date: 26-Dec-07**

**Asset-Backed Facts ~ 15 Month Historical Loan Status Summary Part I (as of Cut-Off)**

Distribution Date	Current		Delinq 1 Month		Delinq 2 Months		Delinq 3+ Months		Bankruptcy		Foreclosure		REO		
	Count	Balance	Count	Balance	Count	Balance	Count	Balance	Count	Balance	Count	Balance	Count	Balance	
<b>Group II Loans</b>															
26-Dec-07	349	61,331,786	21	3,821,728	12	1,923,496	4	635,978	1	129,801	5	650,418	0	0	
26-Nov-07	360	63,697,103	20	3,015,670	6	979,718	5	626,718	1	129,873	1	142,787	0	0	
25-Oct-07	373	65,033,602	15	2,580,959	4	800,762	4	584,428	1	129,945	0	0	0	0	
25-Sep-07	386	67,064,229	9	1,723,125	2	574,572	4	584,708	1	130,016	0	0	0	0	
27-Aug-07	400	70,107,183	5	1,027,813	2	245,628	2	339,357	1	130,086	0	0	0	0	
25-Jul-07	409	71,823,093	4	539,404	2	339,580	0	0	0	0	1	195,150	0	0	
25-Jun-07	414	73,156,888	3	389,081	3	491,428	0	0	0	0	0	0	0	0	
25-May-07	417	73,541,435	4	781,369	0	0	0	0	0	0	0	0	0	0	

<b>Group II Loans</b>															
26-Dec-07	89.03%	89.54%	5.36%	5.58%	3.06%	2.81%	1.02%	0.93%	0.26%	0.19%	1.28%	0.95%	0.00%	0.00%	
26-Nov-07	91.60%	92.86%	5.09%	4.40%	1.53%	1.43%	1.27%	0.91%	0.25%	0.19%	0.25%	0.21%	0.00%	0.00%	
25-Oct-07	93.95%	94.07%	3.78%	3.73%	1.01%	1.16%	1.01%	0.85%	0.25%	0.19%	0.00%	0.00%	0.00%	0.00%	
25-Sep-07	96.02%	95.70%	2.24%	2.46%	0.50%	0.82%	1.00%	0.83%	0.25%	0.19%	0.00%	0.00%	0.00%	0.00%	
27-Aug-07	97.56%	97.57%	1.22%	1.43%	0.49%	0.34%	0.49%	0.47%	0.24%	0.18%	0.00%	0.00%	0.00%	0.00%	
25-Jul-07	98.32%	98.53%	0.96%	0.74%	0.48%	0.47%	0.00%	0.00%	0.00%	0.00%	0.24%	0.27%	0.00%	0.00%	
25-Jun-07	98.57%	98.81%	0.71%	0.53%	0.71%	0.66%	0.00%	0.00%	0.00%	0.00%	0.00%	0.00%	0.00%	0.00%	
25-May-07	99.05%	98.95%	0.95%	1.05%	0.00%	0.00%	0.00%	0.00%	0.00%	0.00%	0.00%	0.00%	0.00%	0.00%	

Delinquency Balances are Exclusive of REO, Foreclosures and Bankruptcies.





**Bear Stearns Asset Backed Securities I Trust  
Asset-Backed Certificates  
Series 2007-HE4**

**Distribution Date: 26-Dec-07**

**Asset-Backed Facts ~ 15 Month Historical Loan Status Summary Part I (as of Cut-Off)**

Distribution Date	Current		Delinq 1 Month		Delinq 2 Months		Delinq 3+ Months		Bankruptcy		Foreclosure		REO	
	Count	Balance	Count	Balance	Count	Balance	Count	Balance	Count	Balance	Count	Balance	Count	Balance
<b>Group II Loans</b>														
26-Dec-07	98	4,584,873	9	397,973	5	413,899	10	765,121	0	0	0	0	0	0
26-Nov-07	101	4,753,118	11	646,611	2	185,284	12	853,090	0	0	0	0	0	0
25-Oct-07	109	5,190,066	6	467,972	3	263,341	9	589,833	0	0	0	0	0	0
25-Sep-07	114	5,632,990	4	291,322	4	259,587	5	330,362	1	45,955	0	0	0	0
27-Aug-07	116	5,895,782	6	388,125	4	248,853	3	161,351	1	41,576	0	0	0	0
25-Jul-07	123	6,320,115	4	247,203	2	115,396	1	45,955	1	41,588	0	0	0	0
25-Jun-07	126	6,520,549	5	241,921	2	165,839	0	0	1	41,600	0	0	0	0
25-May-07	132	6,867,340	4	218,100	0	0	0	0	0	0	0	0	0	0

<b>Group II Loans</b>														
Distribution Date	Current %	Delinq 1 %	Delinq 2 %	Delinq 3+ %	Bankruptcy %	Foreclosure %	REO %	Current %	Delinq 1 %	Delinq 2 %	Delinq 3+ %	Bankruptcy %	Foreclosure %	REO %
26-Dec-07	80.33%	74.41%	7.38%	6.46%	4.10%	6.72%	8.20%	12.42%	0.00%	0.00%	0.00%	0.00%	0.00%	0.00%
26-Nov-07	80.16%	73.83%	8.73%	10.04%	1.59%	2.88%	9.52%	13.25%	0.00%	0.00%	0.00%	0.00%	0.00%	0.00%
25-Oct-07	85.83%	79.71%	4.72%	7.19%	2.36%	4.04%	7.09%	9.06%	0.00%	0.00%	0.00%	0.00%	0.00%	0.00%
25-Sep-07	89.06%	85.87%	3.13%	4.44%	3.13%	3.96%	3.91%	5.04%	0.78%	0.70%	0.00%	0.00%	0.00%	0.00%
27-Aug-07	89.23%	87.53%	4.62%	5.76%	3.08%	3.69%	2.31%	2.40%	0.77%	0.62%	0.00%	0.00%	0.00%	0.00%
25-Jul-07	93.89%	93.35%	3.05%	3.65%	1.53%	1.70%	0.76%	0.68%	0.76%	0.61%	0.00%	0.00%	0.00%	0.00%
25-Jun-07	94.03%	93.55%	3.73%	3.47%	1.49%	2.38%	0.00%	0.00%	0.75%	0.60%	0.00%	0.00%	0.00%	0.00%
25-May-07	97.06%	96.92%	2.94%	3.08%	0.00%	0.00%	0.00%	0.00%	0.00%	0.00%	0.00%	0.00%	0.00%	0.00%

Delinquency Balances are Exclusive of REO, Foreclosures and Bankruptcies.



**Bear Stearns Asset Backed Securities I Trust  
Asset-Backed Certificates  
Series 2007-HE4**

**Distribution Date: 26-Dec-07**

**Asset-Backed Facts ~ 15 Month Historical Loan Status Summary Part I (as of Cut-Off)**

Distribution Date	Current		Delinq 1 Month		Delinq 2 Months		Delinq 3+ Months		Bankruptcy		Foreclosure		REO	
	Count	Balance	Count	Balance	Count	Balance	Count	Balance	Count	Balance	Count	Balance	Count	Balance
<b>Group II Loans</b>														
26-Dec-07	653	131,909,114	60	12,427,133	39	8,570,892	11	2,323,624	3	350,053	59	13,514,763	3	404,981
26-Nov-07	693	139,593,777	59	12,860,468	29	6,789,757	20	4,949,468	3	447,431	34	6,907,054	1	152,674
25-Oct-07	730	148,742,441	56	10,973,756	22	5,297,200	38	8,010,261	3	447,699	3	560,252	0	0
25-Sep-07	768	156,153,235	40	8,554,531	24	5,340,293	21	4,135,463	2	336,149	3	560,395	0	0
27-Aug-07	802	163,445,478	38	8,302,295	18	3,562,934	9	1,834,422	1	128,811	0	0	0	0
25-Jul-07	838	171,563,802	26	5,199,648	12	2,073,073	0	0	1	128,914	3	560,678	0	0
25-Jun-07	858	176,178,723	22	4,004,371	4	815,153	0	0	2	239,121	0	0	0	0
25-May-07	880	180,078,599	8	1,844,211	0	0	0	0	3	456,824	0	0	0	0

<b>Group II Loans</b>														
26-Dec-07	78.86%	77.82%	7.25%	7.33%	4.71%	5.06%	1.33%	1.37%	0.36%	0.21%	7.13%	7.97%	0.36%	0.24%
26-Nov-07	82.60%	81.30%	7.03%	7.49%	3.46%	3.95%	2.38%	2.88%	0.36%	0.26%	4.05%	4.02%	0.12%	0.09%
25-Oct-07	85.68%	85.47%	6.57%	6.31%	2.58%	3.04%	4.46%	4.60%	0.35%	0.26%	0.35%	0.32%	0.00%	0.00%
25-Sep-07	89.51%	89.19%	4.66%	4.89%	2.80%	3.05%	2.45%	2.36%	0.23%	0.19%	0.35%	0.32%	0.00%	0.00%
27-Aug-07	92.40%	92.20%	4.38%	4.68%	2.07%	2.01%	1.04%	1.03%	0.12%	0.07%	0.00%	0.00%	0.00%	0.00%
25-Jul-07	95.23%	95.56%	2.95%	2.90%	1.36%	1.15%	0.00%	0.00%	0.11%	0.07%	0.34%	0.31%	0.00%	0.00%
25-Jun-07	96.84%	97.21%	2.48%	2.21%	0.45%	0.45%	0.00%	0.00%	0.23%	0.13%	0.00%	0.00%	0.00%	0.00%
25-May-07	98.77%	98.74%	0.90%	1.01%	0.00%	0.00%	0.00%	0.00%	0.34%	0.25%	0.00%	0.00%	0.00%	0.00%

Delinquency Balances are Exclusive of REO, Foreclosures and Bankruptcies.



**Bear Stearns Asset Backed Securities I Trust  
Asset-Backed Certificates  
Series 2007-HE4**

**Distribution Date: 26-Dec-07**

**Asset-Backed Facts ~ 15 Month Historical Loan Status Summary Part I (as of Cut-Off)**

Distribution Date	Current		Delinq 1 Month		Delinq 2 Months		Delinq 3+ Months		Bankruptcy		Foreclosure		REO		
	Count	Balance	Count	Balance	Count	Balance	Count	Balance	Count	Balance	Count	Balance	Count	Balance	
<b>Group II Loans</b>															
26-Dec-07	80	13,348,897	10	1,899,260	6	1,156,271	3	516,653	2	336,814	4	1,108,081	0	0	
26-Nov-07	89	15,041,359	9	1,620,379	1	180,866	4	868,636	1	201,531	2	575,630	0	0	
25-Oct-07	90	15,039,433	9	1,753,841	5	1,140,096	3	727,996	0	0	0	0	0	0	
25-Sep-07	96	16,241,239	7	1,466,641	4	925,624	1	152,291	0	0	0	0	0	0	
27-Aug-07	104	17,929,362	4	925,819	0	0	1	152,372	0	0	0	0	0	0	
25-Jul-07	105	18,675,754	4	545,096	1	152,453	0	0	0	0	0	0	0	0	
25-Jun-07	112	19,645,640	3	400,904	2	612,147	0	0	0	0	0	0	0	0	
25-May-07	112	19,685,533	5	975,236	0	0	0	0	0	0	0	0	0	0	

<b>Group II Loans</b>															
Distribution Date	Current Count	Current Balance	Delinq 1 Month Count	Delinq 1 Month Balance	Delinq 2 Months Count	Delinq 2 Months Balance	Delinq 3+ Months Count	Delinq 3+ Months Balance	Bankruptcy Count	Bankruptcy Balance	Foreclosure Count	Foreclosure Balance	REO Count	REO Balance	
26-Dec-07	76.19%	72.68%	9.52%	10.34%	5.71%	6.30%	2.86%	2.81%	1.90%	1.83%	3.81%	6.03%	0.00%	0.00%	
26-Nov-07	83.96%	81.36%	8.49%	8.76%	0.94%	0.98%	3.77%	4.70%	0.94%	1.09%	1.89%	3.11%	0.00%	0.00%	
25-Oct-07	84.11%	80.59%	8.41%	9.40%	4.67%	6.11%	2.80%	3.90%	0.00%	0.00%	0.00%	0.00%	0.00%	0.00%	
25-Sep-07	88.89%	86.45%	6.48%	7.81%	3.70%	4.93%	0.93%	0.81%	0.00%	0.00%	0.00%	0.00%	0.00%	0.00%	
27-Aug-07	95.41%	94.33%	3.67%	4.87%	0.00%	0.00%	0.92%	0.80%	0.00%	0.00%	0.00%	0.00%	0.00%	0.00%	
25-Jul-07	95.45%	96.40%	3.64%	2.81%	0.91%	0.79%	0.00%	0.00%	0.00%	0.00%	0.00%	0.00%	0.00%	0.00%	
25-Jun-07	95.73%	95.10%	2.56%	1.94%	1.71%	2.96%	0.00%	0.00%	0.00%	0.00%	0.00%	0.00%	0.00%	0.00%	
25-May-07	95.73%	95.28%	4.27%	4.72%	0.00%	0.00%	0.00%	0.00%	0.00%	0.00%	0.00%	0.00%	0.00%	0.00%	

Delinquency Balances are Exclusive of REO, Foreclosures and Bankruptcies.



**Bear Stearns Asset Backed Securities I Trust  
Asset-Backed Certificates  
Series 2007-HE4**

**Distribution Date: 26-Dec-07  
Asset-Backed Facts ~ 15 Month Historical Loan Status Summary Part II (as of Cut-Off)**

Distribution Date	----- In Foreclosure and Delinquent -----								----- In REO and Delinquent -----								----- In Bankruptcy and Delinquent -----							
	Current #	Current Balance	31-60 Days #	31-60 Days Balance	61-90 Days #	61-90 Days Balance	90 + Days #	90 + Days Balance	Current #	Current Balance	31-60 Days #	31-60 Days Balance	61-90 Days #	61-90 Days Balance	90 + Days #	90 + Days Balance	Current #	Current Balance	31-60 Days #	31-60 Days Balance	61-90 Days #	61-90 Days Balance	90 + Days #	90 + Days Balance
<b>Total (All Loans)</b>																								
26-Dec-07	0	0	0	0	1	182,932	231	61,505,883	0	0	0	0	0	0	13	2,850,418	3	314,133	3	339,708	4	416,482	10	2,285,368
26-Nov-07	0	0	0	0	0	0	127	33,706,058	0	0	0	0	0	0	7	1,999,874	4	521,555	6	902,723	2	320,423	4	512,988
25-Oct-07	0	0	0	0	0	0	14	4,176,217	0	0	0	0	0	0	1	203,691	7	1,110,631	3	298,760	2	193,347	1	142,438
25-Sep-07	0	0	0	0	0	0	14	4,176,914	0	0	0	0	0	0	3	463,642	9	1,769,154	2	148,487	0	0	2	188,478
27-Aug-07	0	0	0	0	0	0	0	0	0	0	0	0	0	0	2	259,990	5	473,153	0	0	0	0	0	0
25-Jul-07	0	0	0	0	0	0	23	6,284,850	0	0	0	0	0	0	0	0	2	170,501	0	0	0	0	0	0
25-Jun-07	0	0	0	0	0	0	0	0	0	0	0	0	0	0	0	0	3	278,133	0	0	1	110,106	0	0
25-May-07	0	0	0	0	0	0	0	0	0	0	0	0	0	0	0	0	3	454,277	1	110,122	0	0	0	0

<b>Total (All Loans)</b>																								
26-Dec-07	0.00%	0.00%	0.00%	0.00%	0.03%	0.02%	5.95%	7.64%	0.00%	0.00%	0.00%	0.00%	0.00%	0.00%	0.33%	0.35%	0.08%	0.04%	0.08%	0.04%	0.10%	0.05%	0.26%	0.28%
26-Nov-07	0.00%	0.00%	0.00%	0.00%	0.00%	0.00%	3.23%	4.15%	0.00%	0.00%	0.00%	0.00%	0.00%	0.00%	0.18%	0.25%	0.10%	0.06%	0.15%	0.11%	0.05%	0.04%	0.10%	0.06%
25-Oct-07	0.00%	0.00%	0.00%	0.00%	0.00%	0.00%	0.35%	0.51%	0.00%	0.00%	0.00%	0.00%	0.00%	0.00%	0.03%	0.02%	0.18%	0.14%	0.08%	0.04%	0.05%	0.02%	0.03%	0.02%
25-Sep-07	0.00%	0.00%	0.00%	0.00%	0.00%	0.00%	0.35%	0.51%	0.00%	0.00%	0.00%	0.00%	0.00%	0.00%	0.07%	0.06%	0.22%	0.21%	0.05%	0.02%	0.00%	0.00%	0.05%	0.02%
27-Aug-07	0.00%	0.00%	0.00%	0.00%	0.00%	0.00%	0.00%	0.00%	0.00%	0.00%	0.00%	0.00%	0.00%	0.00%	0.05%	0.03%	0.12%	0.06%	0.00%	0.00%	0.00%	0.00%	0.00%	0.00%
25-Jul-07	0.00%	0.00%	0.00%	0.00%	0.00%	0.00%	0.56%	0.74%	0.00%	0.00%	0.00%	0.00%	0.00%	0.00%	0.00%	0.00%	0.05%	0.02%	0.00%	0.00%	0.00%	0.00%	0.00%	0.00%
25-Jun-07	0.00%	0.00%	0.00%	0.00%	0.00%	0.00%	0.00%	0.00%	0.00%	0.00%	0.00%	0.00%	0.00%	0.00%	0.00%	0.00%	0.07%	0.03%	0.00%	0.00%	0.02%	0.01%	0.00%	0.00%
25-May-07	0.00%	0.00%	0.00%	0.00%	0.00%	0.00%	0.00%	0.00%	0.00%	0.00%	0.00%	0.00%	0.00%	0.00%	0.00%	0.00%	0.07%	0.05%	0.02%	0.01%	0.00%	0.00%	0.00%	0.00%



**Bear Stearns Asset Backed Securities I Trust  
Asset-Backed Certificates  
Series 2007-HE4**

**Distribution Date: 26-Dec-07  
Asset-Backed Facts ~ 15 Month Historical Loan Status Summary Part II (as of Cut-Off)**

Distribution Date	----- In Foreclosure and Delinquent -----								----- In REO and Delinquent -----								----- In Bankruptcy and Delinquent -----							
	Current #	Current Balance	31-60 Days #	31-60 Days Balance	61-90 Days #	61-90 Days Balance	90 + Days #	90 + Days Balance	Current #	Current Balance	31-60 Days #	31-60 Days Balance	61-90 Days #	61-90 Days Balance	90 + Days #	90 + Days Balance	Current #	Current Balance	31-60 Days #	31-60 Days Balance	61-90 Days #	61-90 Days Balance	90 + Days #	90 + Days Balance
<b>Group I Loans - Total</b>																								
26-Dec-07	0	0	0	0	1	182,932	163	46,232,621	0	0	0	0	0	0	10	2,445,437	3	314,133	2	209,907	2	152,681	7	1,862,302
26-Nov-07	0	0	0	0	0	0	90	26,080,587	0	0	0	0	0	0	6	1,847,200	3	314,305	4	644,352	1	118,891	3	401,305
25-Oct-07	0	0	0	0	0	0	11	3,615,965	0	0	0	0	0	0	1	203,691	5	774,682	2	168,815	1	81,598	1	142,438
25-Sep-07	0	0	0	0	0	0	11	3,616,519	0	0	0	0	0	0	3	463,642	7	1,433,005	1	18,471	0	0	1	142,523
27-Aug-07	0	0	0	0	0	0	0	0	0	0	0	0	0	0	2	259,990	2	172,680	0	0	0	0	0	0
25-Jul-07	0	0	0	0	0	0	19	5,529,023	0	0	0	0	0	0	0	0	0	0	0	0	0	0	0	0
25-Jun-07	0	0	0	0	0	0	0	0	0	0	0	0	0	0	0	0	1	107,517	0	0	0	0	0	0
25-May-07	0	0	0	0	0	0	0	0	0	0	0	0	0	0	0	0	1	107,575	0	0	0	0	0	0

<b>Group I Loans - Total</b>																								
26-Dec-07	0.00%	0.00%	0.00%	0.00%	0.04%	0.03%	6.69%	8.53%	0.00%	0.00%	0.00%	0.00%	0.00%	0.00%	0.41%	0.45%	0.12%	0.06%	0.08%	0.04%	0.08%	0.03%	0.29%	0.34%
26-Nov-07	0.00%	0.00%	0.00%	0.00%	0.00%	0.00%	3.65%	4.77%	0.00%	0.00%	0.00%	0.00%	0.00%	0.00%	0.24%	0.34%	0.12%	0.06%	0.16%	0.12%	0.04%	0.02%	0.12%	0.07%
25-Oct-07	0.00%	0.00%	0.00%	0.00%	0.00%	0.00%	0.44%	0.66%	0.00%	0.00%	0.00%	0.00%	0.00%	0.00%	0.04%	0.04%	0.20%	0.14%	0.08%	0.03%	0.04%	0.01%	0.04%	0.03%
25-Sep-07	0.00%	0.00%	0.00%	0.00%	0.00%	0.00%	0.44%	0.65%	0.00%	0.00%	0.00%	0.00%	0.00%	0.00%	0.12%	0.08%	0.28%	0.26%	0.04%	0.00%	0.00%	0.00%	0.04%	0.03%
27-Aug-07	0.00%	0.00%	0.00%	0.00%	0.00%	0.00%	0.00%	0.00%	0.00%	0.00%	0.00%	0.00%	0.00%	0.00%	0.08%	0.05%	0.08%	0.03%	0.00%	0.00%	0.00%	0.00%	0.00%	0.00%
25-Jul-07	0.00%	0.00%	0.00%	0.00%	0.00%	0.00%	0.74%	0.98%	0.00%	0.00%	0.00%	0.00%	0.00%	0.00%	0.00%	0.00%	0.00%	0.00%	0.00%	0.00%	0.00%	0.00%	0.00%	0.00%
25-Jun-07	0.00%	0.00%	0.00%	0.00%	0.00%	0.00%	0.00%	0.00%	0.00%	0.00%	0.00%	0.00%	0.00%	0.00%	0.00%	0.00%	0.04%	0.02%	0.00%	0.00%	0.00%	0.00%	0.00%	0.00%
25-May-07	0.00%	0.00%	0.00%	0.00%	0.00%	0.00%	0.00%	0.00%	0.00%	0.00%	0.00%	0.00%	0.00%	0.00%	0.00%	0.00%	0.04%	0.02%	0.00%	0.00%	0.00%	0.00%	0.00%	0.00%



**Bear Stearns Asset Backed Securities I Trust  
Asset-Backed Certificates  
Series 2007-HE4**

**Distribution Date: 26-Dec-07  
Asset-Backed Facts ~ 15 Month Historical Loan Status Summary Part II (as of Cut-Off)**

Distribution Date	----- In Foreclosure and Delinquent -----								----- In REO and Delinquent -----								----- In Bankruptcy and Delinquent -----							
	Current #	Current Balance	31-60 Days #	31-60 Days Balance	61-90 Days #	61-90 Days Balance	90 + Days #	90 + Days Balance	Current #	Current Balance	31-60 Days #	31-60 Days Balance	61-90 Days #	61-90 Days Balance	90 + Days #	90 + Days Balance	Current #	Current Balance	31-60 Days #	31-60 Days Balance	61-90 Days #	61-90 Days Balance	90 + Days #	90 + Days Balance
<b>Group I Loans</b>																								
26-Dec-07	0	0	0	0	0	0	27	6,610,680	0	0	0	0	0	0	2	495,694	0	0	2	209,907	1	134,242	0	0
26-Nov-07	0	0	0	0	0	0	16	3,217,570	0	0	0	0	0	0	2	495,950	0	0	2	184,157	0	0	0	0
25-Oct-07	0	0	0	0	0	0	1	292,514	0	0	0	0	0	0	1	203,691	0	0	1	49,866	0	0	0	0
25-Sep-07	0	0	0	0	0	0	1	292,719	0	0	0	0	0	0	1	203,739	1	49,881	0	0	0	0	0	0
27-Aug-07	0	0	0	0	0	0	0	0	0	0	0	0	0	0	0	0	0	0	0	0	0	0	0	0
25-Jul-07	0	0	0	0	0	0	3	643,691	0	0	0	0	0	0	0	0	0	0	0	0	0	0	0	0
25-Jun-07	0	0	0	0	0	0	0	0	0	0	0	0	0	0	0	0	0	0	0	0	0	0	0	0
25-May-07	0	0	0	0	0	0	0	0	0	0	0	0	0	0	0	0	0	0	0	0	0	0	0	0

<b>Group I Loans</b>																								
26-Dec-07	0.00%	0.00%	0.00%	0.00%	0.00%	0.00%	4.88%	5.87%	0.00%	0.00%	0.00%	0.00%	0.00%	0.00%	0.36%	0.44%	0.00%	0.00%	0.36%	0.19%	0.18%	0.12%	0.00%	0.00%
26-Nov-07	0.00%	0.00%	0.00%	0.00%	0.00%	0.00%	2.86%	2.83%	0.00%	0.00%	0.00%	0.00%	0.00%	0.00%	0.36%	0.44%	0.00%	0.00%	0.36%	0.16%	0.00%	0.00%	0.00%	0.00%
25-Oct-07	0.00%	0.00%	0.00%	0.00%	0.00%	0.00%	0.18%	0.26%	0.00%	0.00%	0.00%	0.00%	0.00%	0.00%	0.18%	0.18%	0.00%	0.00%	0.18%	0.04%	0.00%	0.00%	0.00%	0.00%
25-Sep-07	0.00%	0.00%	0.00%	0.00%	0.00%	0.00%	0.18%	0.25%	0.00%	0.00%	0.00%	0.00%	0.00%	0.00%	0.18%	0.18%	0.18%	0.04%	0.00%	0.00%	0.00%	0.00%	0.00%	0.00%
27-Aug-07	0.00%	0.00%	0.00%	0.00%	0.00%	0.00%	0.00%	0.00%	0.00%	0.00%	0.00%	0.00%	0.00%	0.00%	0.00%	0.00%	0.00%	0.00%	0.00%	0.00%	0.00%	0.00%	0.00%	0.00%
25-Jul-07	0.00%	0.00%	0.00%	0.00%	0.00%	0.00%	0.52%	0.55%	0.00%	0.00%	0.00%	0.00%	0.00%	0.00%	0.00%	0.00%	0.00%	0.00%	0.00%	0.00%	0.00%	0.00%	0.00%	0.00%
25-Jun-07	0.00%	0.00%	0.00%	0.00%	0.00%	0.00%	0.00%	0.00%	0.00%	0.00%	0.00%	0.00%	0.00%	0.00%	0.00%	0.00%	0.00%	0.00%	0.00%	0.00%	0.00%	0.00%	0.00%	0.00%
25-May-07	0.00%	0.00%	0.00%	0.00%	0.00%	0.00%	0.00%	0.00%	0.00%	0.00%	0.00%	0.00%	0.00%	0.00%	0.00%	0.00%	0.00%	0.00%	0.00%	0.00%	0.00%	0.00%	0.00%	0.00%



**Bear Stearns Asset Backed Securities I Trust  
Asset-Backed Certificates  
Series 2007-HE4**

**Distribution Date: 26-Dec-07  
Asset-Backed Facts ~ 15 Month Historical Loan Status Summary Part II (as of Cut-Off)**

Distribution Date	----- In Foreclosure and Delinquent -----								----- In REO and Delinquent -----								----- In Bankruptcy and Delinquent -----							
	Current #	Current Balance	31-60 Days #	31-60 Days Balance	61-90 Days #	61-90 Days Balance	90 + Days #	90 + Days Balance	Current #	Current Balance	31-60 Days #	31-60 Days Balance	61-90 Days #	61-90 Days Balance	90 + Days #	90 + Days Balance	Current #	Current Balance	31-60 Days #	31-60 Days Balance	61-90 Days #	61-90 Days Balance	90 + Days #	90 + Days Balance
<b>Group I Loans</b>																								
26-Dec-07	0	0	0	0	0	0	0	0	0	0	0	0	0	0	0	0	0	0	0	0	1	18,440	1	174,575
26-Nov-07	0	0	0	0	0	0	0	0	0	0	0	0	0	0	0	0	0	0	1	18,445	0	0	0	0
25-Oct-07	0	0	0	0	0	0	0	0	0	0	0	0	0	0	0	0	1	18,450	0	0	0	0	0	0
25-Sep-07	0	0	0	0	0	0	0	0	0	0	0	0	0	0	0	1	129,783	1	18,471	0	0	0	0	0
27-Aug-07	0	0	0	0	0	0	0	0	0	0	0	0	0	0	0	0	0	0	0	0	0	0	0	0
25-Jul-07	0	0	0	0	0	0	0	0	0	0	0	0	0	0	0	0	0	0	0	0	0	0	0	0
25-Jun-07	0	0	0	0	0	0	0	0	0	0	0	0	0	0	0	0	0	0	0	0	0	0	0	0
25-May-07	0	0	0	0	0	0	0	0	0	0	0	0	0	0	0	0	0	0	0	0	0	0	0	0

<b>Group I Loans</b>																								
26-Dec-07	0.00%	0.00%	0.00%	0.00%	0.00%	0.00%	0.00%	0.00%	0.00%	0.00%	0.00%	0.00%	0.00%	0.00%	0.00%	0.00%	0.00%	0.00%	0.00%	0.45%	0.14%	0.45%	1.31%	
26-Nov-07	0.00%	0.00%	0.00%	0.00%	0.00%	0.00%	0.00%	0.00%	0.00%	0.00%	0.00%	0.00%	0.00%	0.00%	0.00%	0.00%	0.00%	0.00%	0.43%	0.13%	0.00%	0.00%	0.00%	0.00%
25-Oct-07	0.00%	0.00%	0.00%	0.00%	0.00%	0.00%	0.00%	0.00%	0.00%	0.00%	0.00%	0.00%	0.00%	0.00%	0.00%	0.00%	0.43%	0.13%	0.00%	0.00%	0.00%	0.00%	0.00%	0.00%
25-Sep-07	0.00%	0.00%	0.00%	0.00%	0.00%	0.00%	0.00%	0.00%	0.00%	0.00%	0.00%	0.00%	0.00%	0.00%	0.00%	0.00%	0.41%	0.86%	0.41%	0.12%	0.00%	0.00%	0.00%	0.00%
27-Aug-07	0.00%	0.00%	0.00%	0.00%	0.00%	0.00%	0.00%	0.00%	0.00%	0.00%	0.00%	0.00%	0.00%	0.00%	0.00%	0.00%	0.00%	0.00%	0.00%	0.00%	0.00%	0.00%	0.00%	0.00%
25-Jul-07	0.00%	0.00%	0.00%	0.00%	0.00%	0.00%	0.00%	0.00%	0.00%	0.00%	0.00%	0.00%	0.00%	0.00%	0.00%	0.00%	0.00%	0.00%	0.00%	0.00%	0.00%	0.00%	0.00%	0.00%
25-Jun-07	0.00%	0.00%	0.00%	0.00%	0.00%	0.00%	0.00%	0.00%	0.00%	0.00%	0.00%	0.00%	0.00%	0.00%	0.00%	0.00%	0.00%	0.00%	0.00%	0.00%	0.00%	0.00%	0.00%	0.00%
25-May-07	0.00%	0.00%	0.00%	0.00%	0.00%	0.00%	0.00%	0.00%	0.00%	0.00%	0.00%	0.00%	0.00%	0.00%	0.00%	0.00%	0.00%	0.00%	0.00%	0.00%	0.00%	0.00%	0.00%	0.00%



**Bear Stearns Asset Backed Securities I Trust  
Asset-Backed Certificates  
Series 2007-HE4**

**Distribution Date: 26-Dec-07  
Asset-Backed Facts ~ 15 Month Historical Loan Status Summary Part II (as of Cut-Off)**

Distribution Date	----- In Foreclosure and Delinquent -----								----- In REO and Delinquent -----								----- In Bankruptcy and Delinquent -----							
	Current #	Current Balance	31-60 Days #	31-60 Days Balance	61-90 Days #	61-90 Days Balance	90 + Days #	90 + Days Balance	Current #	Current Balance	31-60 Days #	31-60 Days Balance	61-90 Days #	61-90 Days Balance	90 + Days #	90 + Days Balance	Current #	Current Balance	31-60 Days #	31-60 Days Balance	61-90 Days #	61-90 Days Balance	90 + Days #	90 + Days Balance
<b>Group I Loans</b>																								
26-Dec-07	0	0	0	0	1	182,932	112	33,490,969	0	0	0	0	0	0	8	1,949,744	3	314,133	0	0	0	0	5	1,510,493
26-Nov-07	0	0	0	0	0	0	61	19,828,219	0	0	0	0	0	0	4	1,351,249	3	314,305	1	441,750	1	118,891	2	223,906
25-Oct-07	0	0	0	0	0	0	8	2,850,585	0	0	0	0	0	0	0	0	4	756,232	1	118,949	1	81,598	1	142,438
25-Sep-07	0	0	0	0	0	0	8	2,850,803	0	0	0	0	0	0	1	76,376	5	1,253,341	0	0	0	0	1	142,523
27-Aug-07	0	0	0	0	0	0	0	0	0	0	0	0	0	0	1	76,394	2	172,680	0	0	0	0	0	0
25-Jul-07	0	0	0	0	0	0	13	4,228,409	0	0	0	0	0	0	0	0	0	0	0	0	0	0	0	0
25-Jun-07	0	0	0	0	0	0	0	0	0	0	0	0	0	0	0	0	1	107,517	0	0	0	0	0	0
25-May-07	0	0	0	0	0	0	0	0	0	0	0	0	0	0	0	0	1	107,575	0	0	0	0	0	0

<b>Group I Loans</b>																								
26-Dec-07	0.00%	0.00%	0.00%	0.00%	0.08%	0.05%	8.54%	10.06%	0.00%	0.00%	0.00%	0.00%	0.00%	0.00%	0.61%	0.59%	0.23%	0.09%	0.00%	0.00%	0.00%	0.00%	0.38%	0.45%
26-Nov-07	0.00%	0.00%	0.00%	0.00%	0.00%	0.00%	4.62%	5.92%	0.00%	0.00%	0.00%	0.00%	0.00%	0.00%	0.30%	0.40%	0.23%	0.09%	0.08%	0.13%	0.08%	0.04%	0.15%	0.07%
25-Oct-07	0.00%	0.00%	0.00%	0.00%	0.00%	0.00%	0.60%	0.85%	0.00%	0.00%	0.00%	0.00%	0.00%	0.00%	0.00%	0.00%	0.30%	0.22%	0.08%	0.04%	0.08%	0.02%	0.08%	0.04%
25-Sep-07	0.00%	0.00%	0.00%	0.00%	0.00%	0.00%	0.60%	0.84%	0.00%	0.00%	0.00%	0.00%	0.00%	0.00%	0.07%	0.02%	0.37%	0.37%	0.00%	0.00%	0.00%	0.00%	0.07%	0.04%
27-Aug-07	0.00%	0.00%	0.00%	0.00%	0.00%	0.00%	0.00%	0.00%	0.00%	0.00%	0.00%	0.00%	0.00%	0.00%	0.07%	0.02%	0.15%	0.05%	0.00%	0.00%	0.00%	0.00%	0.00%	0.00%
25-Jul-07	0.00%	0.00%	0.00%	0.00%	0.00%	0.00%	0.95%	1.22%	0.00%	0.00%	0.00%	0.00%	0.00%	0.00%	0.00%	0.00%	0.00%	0.00%	0.00%	0.00%	0.00%	0.00%	0.00%	0.00%
25-Jun-07	0.00%	0.00%	0.00%	0.00%	0.00%	0.00%	0.00%	0.00%	0.00%	0.00%	0.00%	0.00%	0.00%	0.00%	0.00%	0.00%	0.07%	0.03%	0.00%	0.00%	0.00%	0.00%	0.00%	0.00%
25-May-07	0.00%	0.00%	0.00%	0.00%	0.00%	0.00%	0.00%	0.00%	0.00%	0.00%	0.00%	0.00%	0.00%	0.00%	0.00%	0.00%	0.07%	0.03%	0.00%	0.00%	0.00%	0.00%	0.00%	0.00%





**Bear Stearns Asset Backed Securities I Trust  
Asset-Backed Certificates  
Series 2007-HE4**

**Distribution Date: 26-Dec-07  
Asset-Backed Facts ~ 15 Month Historical Loan Status Summary Part II (as of Cut-Off)**

Distribution Date	----- In Foreclosure and Delinquent -----								----- In REO and Delinquent -----								----- In Bankruptcy and Delinquent -----									
	Current #	Current Balance	31-60 Days #	31-60 Days Balance	61-90 Days #	61-90 Days Balance	90 + Days #	90 + Days Balance	Current #	Current Balance	31-60 Days #	31-60 Days Balance	61-90 Days #	61-90 Days Balance	90 + Days #	90 + Days Balance	Current #	Current Balance	31-60 Days #	31-60 Days Balance	61-90 Days #	61-90 Days Balance	90 + Days #	90 + Days Balance		
<b>Group I Loans</b>																										
26-Dec-07	0	0	0	0	0	0	24	6,130,972	0	0	0	0	0	0	0	0	0	0	0	0	0	0	0	0	1	177,234
26-Nov-07	0	0	0	0	0	0	13	3,034,799	0	0	0	0	0	0	0	0	0	0	0	0	0	0	0	0	1	177,399
25-Oct-07	0	0	0	0	0	0	2	472,866	0	0	0	0	0	0	0	0	0	0	0	0	0	0	0	0	0	0
25-Sep-07	0	0	0	0	0	0	2	472,998	0	0	0	0	0	0	1	183,528	0	0	0	0	0	0	0	0	0	0
27-Aug-07	0	0	0	0	0	0	0	0	0	0	0	0	0	0	1	183,596	0	0	0	0	0	0	0	0	0	0
25-Jul-07	0	0	0	0	0	0	3	656,923	0	0	0	0	0	0	0	0	0	0	0	0	0	0	0	0	0	0
25-Jun-07	0	0	0	0	0	0	0	0	0	0	0	0	0	0	0	0	0	0	0	0	0	0	0	0	0	0
25-May-07	0	0	0	0	0	0	0	0	0	0	0	0	0	0	0	0	0	0	0	0	0	0	0	0	0	0

<b>Group I Loans</b>																										
26-Dec-07	0.00%	0.00%	0.00%	0.00%	0.00%	0.00%	6.90%	7.36%	0.00%	0.00%	0.00%	0.00%	0.00%	0.00%	0.00%	0.00%	0.00%	0.00%	0.00%	0.00%	0.00%	0.00%	0.00%	0.00%	0.29%	0.21%
26-Nov-07	0.00%	0.00%	0.00%	0.00%	0.00%	0.00%	3.71%	3.61%	0.00%	0.00%	0.00%	0.00%	0.00%	0.00%	0.00%	0.00%	0.00%	0.00%	0.00%	0.00%	0.00%	0.00%	0.00%	0.00%	0.29%	0.21%
25-Oct-07	0.00%	0.00%	0.00%	0.00%	0.00%	0.00%	0.56%	0.56%	0.00%	0.00%	0.00%	0.00%	0.00%	0.00%	0.00%	0.00%	0.00%	0.00%	0.00%	0.00%	0.00%	0.00%	0.00%	0.00%	0.00%	0.00%
25-Sep-07	0.00%	0.00%	0.00%	0.00%	0.00%	0.00%	0.56%	0.56%	0.00%	0.00%	0.00%	0.00%	0.00%	0.00%	0.28%	0.22%	0.00%	0.00%	0.00%	0.00%	0.00%	0.00%	0.00%	0.00%	0.00%	0.00%
27-Aug-07	0.00%	0.00%	0.00%	0.00%	0.00%	0.00%	0.00%	0.00%	0.00%	0.00%	0.00%	0.00%	0.00%	0.00%	0.28%	0.22%	0.00%	0.00%	0.00%	0.00%	0.00%	0.00%	0.00%	0.00%	0.00%	0.00%
25-Jul-07	0.00%	0.00%	0.00%	0.00%	0.00%	0.00%	0.83%	0.76%	0.00%	0.00%	0.00%	0.00%	0.00%	0.00%	0.00%	0.00%	0.00%	0.00%	0.00%	0.00%	0.00%	0.00%	0.00%	0.00%	0.00%	0.00%
25-Jun-07	0.00%	0.00%	0.00%	0.00%	0.00%	0.00%	0.00%	0.00%	0.00%	0.00%	0.00%	0.00%	0.00%	0.00%	0.00%	0.00%	0.00%	0.00%	0.00%	0.00%	0.00%	0.00%	0.00%	0.00%	0.00%	0.00%
25-May-07	0.00%	0.00%	0.00%	0.00%	0.00%	0.00%	0.00%	0.00%	0.00%	0.00%	0.00%	0.00%	0.00%	0.00%	0.00%	0.00%	0.00%	0.00%	0.00%	0.00%	0.00%	0.00%	0.00%	0.00%	0.00%	0.00%



**Bear Stearns Asset Backed Securities I Trust  
Asset-Backed Certificates  
Series 2007-HE4**

**Distribution Date: 26-Dec-07  
Asset-Backed Facts ~ 15 Month Historical Loan Status Summary Part II (as of Cut-Off)**

Distribution Date	----- In Foreclosure and Delinquent -----								----- In REO and Delinquent -----								----- In Bankruptcy and Delinquent -----							
	Current #	Current Balance	31-60 Days #	31-60 Days Balance	61-90 Days #	61-90 Days Balance	90 + Days #	90 + Days Balance	Current #	Current Balance	31-60 Days #	31-60 Days Balance	61-90 Days #	61-90 Days Balance	90 + Days #	90 + Days Balance	Current #	Current Balance	31-60 Days #	31-60 Days Balance	61-90 Days #	61-90 Days Balance	90 + Days #	90 + Days Balance
<b>Group II Loans - Total</b>																								
26-Dec-07	0	0	0	0	0	0	68	15,273,262	0	0	0	0	0	0	3	404,981	0	0	1	129,801	2	263,801	3	423,067
26-Nov-07	0	0	0	0	0	0	37	7,625,471	0	0	0	0	0	0	1	152,674	1	207,250	2	258,371	1	201,531	1	111,683
25-Oct-07	0	0	0	0	0	0	3	560,252	0	0	0	0	0	0	0	0	2	335,950	1	129,945	1	111,749	0	0
25-Sep-07	0	0	0	0	0	0	3	560,395	0	0	0	0	0	0	0	0	2	336,149	1	130,016	0	0	1	45,955
27-Aug-07	0	0	0	0	0	0	0	0	0	0	0	0	0	0	0	0	3	300,473	0	0	0	0	0	0
25-Jul-07	0	0	0	0	0	0	4	755,828	0	0	0	0	0	0	0	0	2	170,501	0	0	0	0	0	0
25-Jun-07	0	0	0	0	0	0	0	0	0	0	0	0	0	0	0	0	2	170,615	0	0	1	110,106	0	0
25-May-07	0	0	0	0	0	0	0	0	0	0	0	0	0	0	0	0	2	346,702	1	110,122	0	0	0	0

<b>Group II Loans - Total</b>																								
26-Dec-07	0.00%	0.00%	0.00%	0.00%	0.00%	0.00%	4.70%	5.82%	0.00%	0.00%	0.00%	0.00%	0.00%	0.00%	0.21%	0.15%	0.00%	0.00%	0.07%	0.05%	0.14%	0.10%	0.21%	0.16%
26-Nov-07	0.00%	0.00%	0.00%	0.00%	0.00%	0.00%	2.53%	2.88%	0.00%	0.00%	0.00%	0.00%	0.00%	0.00%	0.07%	0.06%	0.07%	0.08%	0.14%	0.10%	0.07%	0.08%	0.07%	0.04%
25-Oct-07	0.00%	0.00%	0.00%	0.00%	0.00%	0.00%	0.20%	0.21%	0.00%	0.00%	0.00%	0.00%	0.00%	0.00%	0.00%	0.00%	0.13%	0.13%	0.07%	0.05%	0.07%	0.04%	0.00%	0.00%
25-Sep-07	0.00%	0.00%	0.00%	0.00%	0.00%	0.00%	0.20%	0.21%	0.00%	0.00%	0.00%	0.00%	0.00%	0.00%	0.00%	0.00%	0.13%	0.12%	0.07%	0.05%	0.00%	0.00%	0.07%	0.02%
27-Aug-07	0.00%	0.00%	0.00%	0.00%	0.00%	0.00%	0.00%	0.00%	0.00%	0.00%	0.00%	0.00%	0.00%	0.00%	0.00%	0.00%	0.20%	0.11%	0.00%	0.00%	0.00%	0.00%	0.00%	0.00%
25-Jul-07	0.00%	0.00%	0.00%	0.00%	0.00%	0.00%	0.26%	0.27%	0.00%	0.00%	0.00%	0.00%	0.00%	0.00%	0.00%	0.00%	0.13%	0.06%	0.00%	0.00%	0.00%	0.00%	0.00%	0.00%
25-Jun-07	0.00%	0.00%	0.00%	0.00%	0.00%	0.00%	0.00%	0.00%	0.00%	0.00%	0.00%	0.00%	0.00%	0.00%	0.00%	0.00%	0.13%	0.06%	0.00%	0.00%	0.06%	0.04%	0.00%	0.00%
25-May-07	0.00%	0.00%	0.00%	0.00%	0.00%	0.00%	0.00%	0.00%	0.00%	0.00%	0.00%	0.00%	0.00%	0.00%	0.00%	0.00%	0.13%	0.12%	0.06%	0.04%	0.00%	0.00%	0.00%	0.00%



**Bear Stearns Asset Backed Securities I Trust  
Asset-Backed Certificates  
Series 2007-HE4**

**Distribution Date: 26-Dec-07  
Asset-Backed Facts ~ 15 Month Historical Loan Status Summary Part II (as of Cut-Off)**

Distribution Date	----- In Foreclosure and Delinquent -----								----- In REO and Delinquent -----								----- In Bankruptcy and Delinquent -----							
	Current #	Current Balance	31-60 Days #	31-60 Days Balance	61-90 Days #	61-90 Days Balance	90 + Days #	90 + Days Balance	Current #	Current Balance	31-60 Days #	31-60 Days Balance	61-90 Days #	61-90 Days Balance	90 + Days #	90 + Days Balance	Current #	Current Balance	31-60 Days #	31-60 Days Balance	61-90 Days #	61-90 Days Balance	90 + Days #	90 + Days Balance
<b>Group II Loans</b>																								
26-Dec-07	0	0	0	0	0	0	5	650,418	0	0	0	0	0	0	0	0	0	0	1	129,801	0	0	0	0
26-Nov-07	0	0	0	0	0	0	1	142,787	0	0	0	0	0	0	0	0	0	0	1	129,873	0	0	0	0
25-Oct-07	0	0	0	0	0	0	0	0	0	0	0	0	0	0	0	0	0	0	1	129,945	0	0	0	0
25-Sep-07	0	0	0	0	0	0	0	0	0	0	0	0	0	0	0	0	0	0	1	130,016	0	0	0	0
27-Aug-07	0	0	0	0	0	0	0	0	0	0	0	0	0	0	0	0	1	130,086	0	0	0	0	0	0
25-Jul-07	0	0	0	0	0	0	1	195,150	0	0	0	0	0	0	0	0	0	0	0	0	0	0	0	0
25-Jun-07	0	0	0	0	0	0	0	0	0	0	0	0	0	0	0	0	0	0	0	0	0	0	0	0
25-May-07	0	0	0	0	0	0	0	0	0	0	0	0	0	0	0	0	0	0	0	0	0	0	0	0

<b>Group II Loans</b>																								
26-Dec-07	0.00%	0.00%	0.00%	0.00%	0.00%	0.00%	1.28%	0.95%	0.00%	0.00%	0.00%	0.00%	0.00%	0.00%	0.00%	0.00%	0.00%	0.00%	0.26%	0.19%	0.00%	0.00%	0.00%	0.00%
26-Nov-07	0.00%	0.00%	0.00%	0.00%	0.00%	0.00%	0.25%	0.21%	0.00%	0.00%	0.00%	0.00%	0.00%	0.00%	0.00%	0.00%	0.00%	0.00%	0.25%	0.19%	0.00%	0.00%	0.00%	0.00%
25-Oct-07	0.00%	0.00%	0.00%	0.00%	0.00%	0.00%	0.00%	0.00%	0.00%	0.00%	0.00%	0.00%	0.00%	0.00%	0.00%	0.00%	0.00%	0.00%	0.25%	0.19%	0.00%	0.00%	0.00%	0.00%
25-Sep-07	0.00%	0.00%	0.00%	0.00%	0.00%	0.00%	0.00%	0.00%	0.00%	0.00%	0.00%	0.00%	0.00%	0.00%	0.00%	0.00%	0.00%	0.00%	0.25%	0.19%	0.00%	0.00%	0.00%	0.00%
27-Aug-07	0.00%	0.00%	0.00%	0.00%	0.00%	0.00%	0.00%	0.00%	0.00%	0.00%	0.00%	0.00%	0.00%	0.00%	0.00%	0.24%	0.18%	0.00%	0.00%	0.00%	0.00%	0.00%	0.00%	0.00%
25-Jul-07	0.00%	0.00%	0.00%	0.00%	0.00%	0.00%	0.24%	0.27%	0.00%	0.00%	0.00%	0.00%	0.00%	0.00%	0.00%	0.00%	0.00%	0.00%	0.00%	0.00%	0.00%	0.00%	0.00%	0.00%
25-Jun-07	0.00%	0.00%	0.00%	0.00%	0.00%	0.00%	0.00%	0.00%	0.00%	0.00%	0.00%	0.00%	0.00%	0.00%	0.00%	0.00%	0.00%	0.00%	0.00%	0.00%	0.00%	0.00%	0.00%	0.00%
25-May-07	0.00%	0.00%	0.00%	0.00%	0.00%	0.00%	0.00%	0.00%	0.00%	0.00%	0.00%	0.00%	0.00%	0.00%	0.00%	0.00%	0.00%	0.00%	0.00%	0.00%	0.00%	0.00%	0.00%	0.00%



**Bear Stearns Asset Backed Securities I Trust  
Asset-Backed Certificates  
Series 2007-HE4**

**Distribution Date: 26-Dec-07  
Asset-Backed Facts ~ 15 Month Historical Loan Status Summary Part II (as of Cut-Off)**

Distribution Date	----- In Foreclosure and Delinquent -----								----- In REO and Delinquent -----								----- In Bankruptcy and Delinquent -----							
	Current #	Current Balance	31-60 Days #	31-60 Days Balance	61-90 Days #	61-90 Days Balance	90 + Days #	90 + Days Balance	Current #	Current Balance	31-60 Days #	31-60 Days Balance	61-90 Days #	61-90 Days Balance	90 + Days #	90 + Days Balance	Current #	Current Balance	31-60 Days #	31-60 Days Balance	61-90 Days #	61-90 Days Balance	90 + Days #	90 + Days Balance
<b>Group II Loans</b>																								
26-Dec-07	0	0	0	0	0	0	0	0	0	0	0	0	0	0	0	0	0	0	0	0	0	0	0	0
26-Nov-07	0	0	0	0	0	0	0	0	0	0	0	0	0	0	0	0	0	0	0	0	0	0	0	0
25-Oct-07	0	0	0	0	0	0	0	0	0	0	0	0	0	0	0	0	0	0	0	0	0	0	0	0
25-Sep-07	0	0	0	0	0	0	0	0	0	0	0	0	0	0	0	0	0	0	0	0	0	0	1	45,955
27-Aug-07	0	0	0	0	0	0	0	0	0	0	0	0	0	0	0	0	1	41,576	0	0	0	0	0	0
25-Jul-07	0	0	0	0	0	0	0	0	0	0	0	0	0	0	0	0	1	41,588	0	0	0	0	0	0
25-Jun-07	0	0	0	0	0	0	0	0	0	0	0	0	0	0	0	0	1	41,600	0	0	0	0	0	0
25-May-07	0	0	0	0	0	0	0	0	0	0	0	0	0	0	0	0	0	0	0	0	0	0	0	0

<b>Group II Loans</b>																							
26-Dec-07	0.00%	0.00%	0.00%	0.00%	0.00%	0.00%	0.00%	0.00%	0.00%	0.00%	0.00%	0.00%	0.00%	0.00%	0.00%	0.00%	0.00%	0.00%	0.00%	0.00%	0.00%	0.00%	0.00%
26-Nov-07	0.00%	0.00%	0.00%	0.00%	0.00%	0.00%	0.00%	0.00%	0.00%	0.00%	0.00%	0.00%	0.00%	0.00%	0.00%	0.00%	0.00%	0.00%	0.00%	0.00%	0.00%	0.00%	0.00%
25-Oct-07	0.00%	0.00%	0.00%	0.00%	0.00%	0.00%	0.00%	0.00%	0.00%	0.00%	0.00%	0.00%	0.00%	0.00%	0.00%	0.00%	0.00%	0.00%	0.00%	0.00%	0.00%	0.00%	0.00%
25-Sep-07	0.00%	0.00%	0.00%	0.00%	0.00%	0.00%	0.00%	0.00%	0.00%	0.00%	0.00%	0.00%	0.00%	0.00%	0.00%	0.00%	0.00%	0.00%	0.00%	0.00%	0.00%	0.78%	0.70%
27-Aug-07	0.00%	0.00%	0.00%	0.00%	0.00%	0.00%	0.00%	0.00%	0.00%	0.00%	0.00%	0.00%	0.00%	0.00%	0.00%	0.77%	0.62%	0.00%	0.00%	0.00%	0.00%	0.00%	0.00%
25-Jul-07	0.00%	0.00%	0.00%	0.00%	0.00%	0.00%	0.00%	0.00%	0.00%	0.00%	0.00%	0.00%	0.00%	0.00%	0.00%	0.76%	0.61%	0.00%	0.00%	0.00%	0.00%	0.00%	0.00%
25-Jun-07	0.00%	0.00%	0.00%	0.00%	0.00%	0.00%	0.00%	0.00%	0.00%	0.00%	0.00%	0.00%	0.00%	0.00%	0.00%	0.75%	0.60%	0.00%	0.00%	0.00%	0.00%	0.00%	0.00%
25-May-07	0.00%	0.00%	0.00%	0.00%	0.00%	0.00%	0.00%	0.00%	0.00%	0.00%	0.00%	0.00%	0.00%	0.00%	0.00%	0.00%	0.00%	0.00%	0.00%	0.00%	0.00%	0.00%	0.00%



**Bear Stearns Asset Backed Securities I Trust  
Asset-Backed Certificates  
Series 2007-HE4**

**Distribution Date: 26-Dec-07  
Asset-Backed Facts ~ 15 Month Historical Loan Status Summary Part II (as of Cut-Off)**

Distribution Date	----- In Foreclosure and Delinquent -----								----- In REO and Delinquent -----								----- In Bankruptcy and Delinquent -----							
	Current #	Current Balance	31-60 Days #	31-60 Days Balance	61-90 Days #	61-90 Days Balance	90 + Days #	90 + Days Balance	Current #	Current Balance	31-60 Days #	31-60 Days Balance	61-90 Days #	61-90 Days Balance	90 + Days #	90 + Days Balance	Current #	Current Balance	31-60 Days #	31-60 Days Balance	61-90 Days #	61-90 Days Balance	90 + Days #	90 + Days Balance
<b>Group II Loans</b>																								
26-Dec-07	0	0	0	0	0	0	59	13,514,763	0	0	0	0	0	0	3	404,981	0	0	0	0	1	128,393	2	221,660
26-Nov-07	0	0	0	0	0	0	34	6,907,054	0	0	0	0	0	0	1	152,674	1	207,250	1	128,498	0	0	1	111,683
25-Oct-07	0	0	0	0	0	0	3	560,252	0	0	0	0	0	0	0	0	2	335,950	0	0	1	111,749	0	0
25-Sep-07	0	0	0	0	0	0	3	560,395	0	0	0	0	0	0	0	0	2	336,149	0	0	0	0	0	0
27-Aug-07	0	0	0	0	0	0	0	0	0	0	0	0	0	0	0	0	1	128,811	0	0	0	0	0	0
25-Jul-07	0	0	0	0	0	0	3	560,678	0	0	0	0	0	0	0	0	1	128,914	0	0	0	0	0	0
25-Jun-07	0	0	0	0	0	0	0	0	0	0	0	0	0	0	0	0	1	129,016	0	0	1	110,106	0	0
25-May-07	0	0	0	0	0	0	0	0	0	0	0	0	0	0	0	0	2	346,702	1	110,122	0	0	0	0

<b>Group II Loans</b>																								
26-Dec-07	0.00%	0.00%	0.00%	0.00%	0.00%	0.00%	7.13%	7.97%	0.00%	0.00%	0.00%	0.00%	0.00%	0.00%	0.36%	0.24%	0.00%	0.00%	0.00%	0.00%	0.12%	0.08%	0.24%	0.13%
26-Nov-07	0.00%	0.00%	0.00%	0.00%	0.00%	0.00%	4.05%	4.02%	0.00%	0.00%	0.00%	0.00%	0.00%	0.00%	0.12%	0.09%	0.12%	0.12%	0.12%	0.07%	0.00%	0.00%	0.12%	0.07%
25-Oct-07	0.00%	0.00%	0.00%	0.00%	0.00%	0.00%	0.35%	0.32%	0.00%	0.00%	0.00%	0.00%	0.00%	0.00%	0.00%	0.00%	0.23%	0.19%	0.00%	0.00%	0.12%	0.06%	0.00%	0.00%
25-Sep-07	0.00%	0.00%	0.00%	0.00%	0.00%	0.00%	0.35%	0.32%	0.00%	0.00%	0.00%	0.00%	0.00%	0.00%	0.00%	0.00%	0.23%	0.19%	0.00%	0.00%	0.00%	0.00%	0.00%	0.00%
27-Aug-07	0.00%	0.00%	0.00%	0.00%	0.00%	0.00%	0.00%	0.00%	0.00%	0.00%	0.00%	0.00%	0.00%	0.00%	0.00%	0.00%	0.12%	0.07%	0.00%	0.00%	0.00%	0.00%	0.00%	0.00%
25-Jul-07	0.00%	0.00%	0.00%	0.00%	0.00%	0.00%	0.34%	0.31%	0.00%	0.00%	0.00%	0.00%	0.00%	0.00%	0.00%	0.00%	0.11%	0.07%	0.00%	0.00%	0.00%	0.00%	0.00%	0.00%
25-Jun-07	0.00%	0.00%	0.00%	0.00%	0.00%	0.00%	0.00%	0.00%	0.00%	0.00%	0.00%	0.00%	0.00%	0.00%	0.00%	0.00%	0.11%	0.07%	0.00%	0.00%	0.11%	0.06%	0.00%	0.00%
25-May-07	0.00%	0.00%	0.00%	0.00%	0.00%	0.00%	0.00%	0.00%	0.00%	0.00%	0.00%	0.00%	0.00%	0.00%	0.00%	0.00%	0.22%	0.19%	0.11%	0.06%	0.00%	0.00%	0.00%	0.00%



**Bear Stearns Asset Backed Securities I Trust  
Asset-Backed Certificates  
Series 2007-HE4**

**Distribution Date: 26-Dec-07  
Asset-Backed Facts ~ 15 Month Historical Loan Status Summary Part II (as of Cut-Off)**

Distribution Date	----- In Foreclosure and Delinquent -----								----- In REO and Delinquent -----								----- In Bankruptcy and Delinquent -----									
	Current #	Current Balance	31-60 Days #	31-60 Days Balance	61-90 Days #	61-90 Days Balance	90 + Days #	90 + Days Balance	Current #	Current Balance	31-60 Days #	31-60 Days Balance	61-90 Days #	61-90 Days Balance	90 + Days #	90 + Days Balance	Current #	Current Balance	31-60 Days #	31-60 Days Balance	61-90 Days #	61-90 Days Balance	90 + Days #	90 + Days Balance		
<b>Group II Loans</b>																										
26-Dec-07	0	0	0	0	0	0	4	1,108,081	0	0	0	0	0	0	0	0	0	0	0	0	0	0	1	135,408	1	201,406
26-Nov-07	0	0	0	0	0	0	2	575,630	0	0	0	0	0	0	0	0	0	0	0	0	0	0	1	201,531	0	0
25-Oct-07	0	0	0	0	0	0	0	0	0	0	0	0	0	0	0	0	0	0	0	0	0	0	0	0	0	0
25-Sep-07	0	0	0	0	0	0	0	0	0	0	0	0	0	0	0	0	0	0	0	0	0	0	0	0	0	0
27-Aug-07	0	0	0	0	0	0	0	0	0	0	0	0	0	0	0	0	0	0	0	0	0	0	0	0	0	0
25-Jul-07	0	0	0	0	0	0	0	0	0	0	0	0	0	0	0	0	0	0	0	0	0	0	0	0	0	0
25-Jun-07	0	0	0	0	0	0	0	0	0	0	0	0	0	0	0	0	0	0	0	0	0	0	0	0	0	0
25-May-07	0	0	0	0	0	0	0	0	0	0	0	0	0	0	0	0	0	0	0	0	0	0	0	0	0	0

<b>Group II Loans</b>																										
26-Dec-07	0.00%	0.00%	0.00%	0.00%	0.00%	0.00%	3.81%	6.03%	0.00%	0.00%	0.00%	0.00%	0.00%	0.00%	0.00%	0.00%	0.00%	0.00%	0.00%	0.00%	0.00%	0.00%	0.95%	0.74%	0.95%	1.10%
26-Nov-07	0.00%	0.00%	0.00%	0.00%	0.00%	0.00%	1.89%	3.11%	0.00%	0.00%	0.00%	0.00%	0.00%	0.00%	0.00%	0.00%	0.00%	0.00%	0.00%	0.00%	0.00%	0.00%	0.94%	1.09%	0.00%	0.00%
25-Oct-07	0.00%	0.00%	0.00%	0.00%	0.00%	0.00%	0.00%	0.00%	0.00%	0.00%	0.00%	0.00%	0.00%	0.00%	0.00%	0.00%	0.00%	0.00%	0.00%	0.00%	0.00%	0.00%	0.00%	0.00%	0.00%	0.00%
25-Sep-07	0.00%	0.00%	0.00%	0.00%	0.00%	0.00%	0.00%	0.00%	0.00%	0.00%	0.00%	0.00%	0.00%	0.00%	0.00%	0.00%	0.00%	0.00%	0.00%	0.00%	0.00%	0.00%	0.00%	0.00%	0.00%	0.00%
27-Aug-07	0.00%	0.00%	0.00%	0.00%	0.00%	0.00%	0.00%	0.00%	0.00%	0.00%	0.00%	0.00%	0.00%	0.00%	0.00%	0.00%	0.00%	0.00%	0.00%	0.00%	0.00%	0.00%	0.00%	0.00%	0.00%	0.00%
25-Jul-07	0.00%	0.00%	0.00%	0.00%	0.00%	0.00%	0.00%	0.00%	0.00%	0.00%	0.00%	0.00%	0.00%	0.00%	0.00%	0.00%	0.00%	0.00%	0.00%	0.00%	0.00%	0.00%	0.00%	0.00%	0.00%	0.00%
25-Jun-07	0.00%	0.00%	0.00%	0.00%	0.00%	0.00%	0.00%	0.00%	0.00%	0.00%	0.00%	0.00%	0.00%	0.00%	0.00%	0.00%	0.00%	0.00%	0.00%	0.00%	0.00%	0.00%	0.00%	0.00%	0.00%	0.00%
25-May-07	0.00%	0.00%	0.00%	0.00%	0.00%	0.00%	0.00%	0.00%	0.00%	0.00%	0.00%	0.00%	0.00%	0.00%	0.00%	0.00%	0.00%	0.00%	0.00%	0.00%	0.00%	0.00%	0.00%	0.00%	0.00%	0.00%



**Bear Stearns Asset Backed Securities I Trust  
Asset-Backed Certificates  
Series 2007-HE4**

**Distribution Date: 26-Dec-07  
Asset-Backed Facts ~ 15 Month Historical Payoff/Loss Summary**

Distribution Date	Ending Pool		Payoffs		Insurance	Substitution	Liquidation	Realized Losses		Remaining Term	Curr Weighted Avg.	
	#	Balance	#	Balance	Proceeds	Proceeds	Proceeds	#	Amount	Life	Coupon	Remit
<b>Total (All Loans)</b>												
26-Dec-07	3,882	804,779,798	32	5,457,014	0.00	0.00	153,593.29	13	1,014,737	347	8.34%	7.84%
26-Nov-07	3,927	811,796,022	37	6,314,806	0.00	0.00	0.00	0	0	348	8.35%	7.85%
25-Oct-07	3,964	818,479,797	34	5,968,234	0.00	0.00	(21,874.59)	5	448,407	349	8.35%	7.85%
25-Sep-07	4,003	825,247,772	41	7,988,308	0.00	0.00	346,747.39	1	1,527	350	8.36%	7.86%
27-Aug-07	4,045	833,951,715	45	9,622,068	0.00	0.00	0.00	0	0	351	8.36%	7.86%
25-Jul-07	4,090	843,915,158	54	12,978,078	0.00	0.00	0.00	0	0	351	8.37%	7.87%
25-Jun-07	4,144	857,242,364	26	4,965,134	0.00	0.00	0.00	0	0	352	8.37%	7.87%
25-May-07	4,170	862,574,572	23	6,020,788	0.00	0.00	0.00	0	0	353	8.38%	7.88%

<b>Group I Loans</b>												
26-Dec-07	553	112,665,062	7	853,855	0.00	0.00	0.00	0	0	346	7.77%	7.27%
26-Nov-07	560	113,603,690	4	668,347	0.00	0.00	0.00	0	0	347	7.77%	7.27%
25-Oct-07	564	114,343,167	3	410,801	0.00	0.00	0.00	0	0	348	7.78%	7.28%
25-Sep-07	567	114,824,671	8	1,412,484	0.00	0.00	0.00	0	0	349	7.78%	7.28%
27-Aug-07	575	116,306,578	2	167,328	0.00	0.00	0.00	0	0	350	7.78%	7.28%
25-Jul-07	577	116,544,223	2	534,210	0.00	0.00	0.00	0	0	351	7.78%	7.28%
25-Jun-07	579	117,146,606	2	247,106	0.00	0.00	0.00	0	0	352	7.78%	7.28%
25-May-07	581	117,462,581	3	579,812	0.00	0.00	0.00	0	0	353	7.78%	7.28%



**Bear Stearns Asset Backed Securities I Trust  
Asset-Backed Certificates  
Series 2007-HE4**

**Distribution Date: 26-Dec-07  
Asset-Backed Facts ~ 15 Month Historical Payoff/Loss Summary**

Distribution Date	Ending Pool		Payoffs		Insurance	Substitution	Liquidation	Realized Losses		Remaining Term	Curr Weighted Avg.	
	#	Balance	#	Balance	Proceeds	Proceeds	Proceeds	#	Amount	Life	Coupon	Remit
<b>Group I Loans</b>												
26-Dec-07	222	13,307,510	3	147,640	0.00	0.00	(22,975.20)	8	680,116	263	11.97%	11.47%
26-Nov-07	233	14,119,072	2	163,087	0.00	0.00	0.00	0	0	261	11.98%	11.48%
25-Oct-07	235	14,286,859	4	285,587	0.00	0.00	(21,874.59)	5	448,407	261	11.97%	11.47%
25-Sep-07	244	15,005,007	1	32,584	0.00	0.00	0.00	0	0	261	11.97%	11.47%
27-Aug-07	245	15,042,982	3	299,557	0.00	0.00	0.00	0	0	262	11.97%	11.47%
25-Jul-07	248	15,347,859	3	308,648	0.00	0.00	0.00	0	0	261	11.96%	11.46%
25-Jun-07	251	15,661,718	1	68,929	0.00	0.00	0.00	0	0	260	11.97%	11.47%
25-May-07	252	15,736,678	0	0	0.00	0.00	0.00	0	0	261	11.97%	11.47%

<b>Group I Loans</b>												
26-Dec-07	1,312	332,952,360	8	1,742,106	0.00	0.00	0.00	0	0	350	8.52%	8.02%
26-Nov-07	1,320	334,819,069	8	2,033,856	0.00	0.00	0.00	0	0	351	8.51%	8.01%
25-Oct-07	1,328	336,984,232	11	2,822,538	0.00	0.00	0.00	0	0	352	8.52%	8.02%
25-Sep-07	1,339	339,934,448	10	2,380,593	0.00	0.00	0.00	0	0	353	8.52%	8.02%
27-Aug-07	1,349	342,438,935	16	4,873,294	0.00	0.00	0.00	0	0	354	8.52%	8.02%
25-Jul-07	1,365	347,420,325	24	6,950,671	0.00	0.00	0.00	0	0	355	8.53%	8.03%
25-Jun-07	1,389	354,484,131	14	3,131,276	0.00	0.00	0.00	0	0	356	8.53%	8.03%
25-May-07	1,403	357,751,447	13	4,047,100	0.00	0.00	0.00	0	0	357	8.54%	8.04%





**Bear Stearns Asset Backed Securities I Trust  
Asset-Backed Certificates  
Series 2007-HE4**

***Distribution Date: 26-Dec-07***  
***Asset-Backed Facts ~ 15 Month Historical Payoff/Loss Summary***

Distribution Date	Ending Pool		Payoffs		Insurance	Substitution	Liquidation	Realized Losses		Remaining Term	Curr Weighted Avg.	
	#	Balance	#	Balance	Proceeds	Proceeds	Proceeds	#	Amount	Life	Coupon	Remit
<b>Group I Loans</b>												
26-Dec-07	348	83,333,258	2	671,143	0.00	0.00	0.00	0	0	349	7.79%	7.29%
26-Nov-07	350	84,035,187	4	464,887	0.00	0.00	0.00	0	0	350	7.79%	7.29%
25-Oct-07	354	84,531,659	3	417,659	0.00	0.00	0.00	0	0	351	7.80%	7.30%
25-Sep-07	357	84,980,921	2	283,517	0.00	0.00	0.00	0	0	352	7.80%	7.30%
27-Aug-07	359	85,295,974	4	710,322	0.00	0.00	0.00	0	0	353	7.82%	7.32%
25-Jul-07	363	86,035,849	5	980,595	0.00	0.00	0.00	0	0	354	7.83%	7.33%
25-Jun-07	368	87,046,542	1	97,548	0.00	0.00	0.00	0	0	355	7.83%	7.33%
25-May-07	369	87,175,220	3	779,290	0.00	0.00	0.00	0	0	356	7.83%	7.33%

<b>Group II Loans</b>												
26-Dec-07	392	68,493,206	1	47,853	0.00	0.00	0.00	0	0	344	7.83%	7.33%
26-Nov-07	393	68,591,868	4	495,084	0.00	0.00	0.00	0	0	345	7.83%	7.33%
25-Oct-07	397	69,129,696	5	893,854	0.00	0.00	0.00	0	0	346	7.83%	7.33%
25-Sep-07	402	70,076,649	8	1,720,869	0.00	0.00	0.00	0	0	347	7.84%	7.34%
27-Aug-07	410	71,850,067	6	1,000,013	0.00	0.00	0.00	0	0	348	7.84%	7.34%
25-Jul-07	416	72,897,226	4	1,088,951	0.00	0.00	0.00	0	0	349	7.86%	7.36%
25-Jun-07	420	74,037,398	1	236,333	0.00	0.00	0.00	0	0	350	7.86%	7.36%
25-May-07	421	74,322,804	2	198,034	0.00	0.00	0.00	0	0	352	7.85%	7.35%



**Bear Stearns Asset Backed Securities I Trust  
Asset-Backed Certificates  
Series 2007-HE4**

***Distribution Date: 26-Dec-07  
Asset-Backed Facts ~ 15 Month Historical Payoff/Loss Summary***

Distribution Date	Ending Pool		Payoffs		Insurance	Substitution	Liquidation	Realized Losses		Remaining Term	Curr Weighted Avg.	
	#	Balance	#	Balance	Proceeds	Proceeds	Proceeds	#	Amount	Life	Coupon	Remit
<b>Group II Loans</b>												
26-Dec-07	122	6,161,865	0	0	0.00	0.00	(10,723.74)	4	283,960	276	11.46%	10.96%
26-Nov-07	126	6,438,104	1	69,855	0.00	0.00	0.00	0	0	276	11.46%	10.96%
25-Oct-07	127	6,511,211	1	45,955	0.00	0.00	0.00	0	0	276	11.46%	10.96%
25-Sep-07	128	6,560,216	2	171,962	0.00	0.00	0.00	0	0	277	11.48%	10.98%
27-Aug-07	130	6,735,688	1	31,548	0.00	0.00	0.00	0	0	275	11.47%	10.97%
25-Jul-07	131	6,770,257	3	196,949	0.00	0.00	0.00	0	0	276	11.47%	10.97%
25-Jun-07	134	6,969,909	2	112,169	0.00	0.00	0.00	0	0	276	11.49%	10.99%
25-May-07	136	7,085,440	0	0	0.00	0.00	0.00	0	0	275	11.49%	10.99%

<b>Group II Loans</b>												
26-Dec-07	828	169,500,560	10	1,879,922	0.00	0.00	187,292.23	1	50,661	350	8.46%	7.96%
26-Nov-07	839	171,700,629	13	2,255,186	0.00	0.00	0.00	0	0	351	8.47%	7.97%
25-Oct-07	852	174,031,608	6	975,388	0.00	0.00	0.00	0	0	352	8.47%	7.97%
25-Sep-07	858	175,080,067	9	1,775,359	0.00	0.00	346,747.39	1	1,527	353	8.47%	7.97%
27-Aug-07	868	177,273,940	12	2,180,386	0.00	0.00	0.00	0	0	354	8.47%	7.97%
25-Jul-07	880	179,526,116	6	1,640,554	0.00	0.00	0.00	0	0	355	8.48%	7.98%
25-Jun-07	886	181,237,368	5	1,071,773	0.00	0.00	0.00	0	0	356	8.48%	7.98%
25-May-07	891	182,379,633	2	416,551	0.00	0.00	0.00	0	0	357	8.48%	7.98%



**Bear Stearns Asset Backed Securities I Trust**  
**Asset-Backed Certificates**  
**Series 2007-HE4**

***Distribution Date: 26-Dec-07***  
***Asset-Backed Facts ~ 15 Month Historical Payoff/Loss Summary***

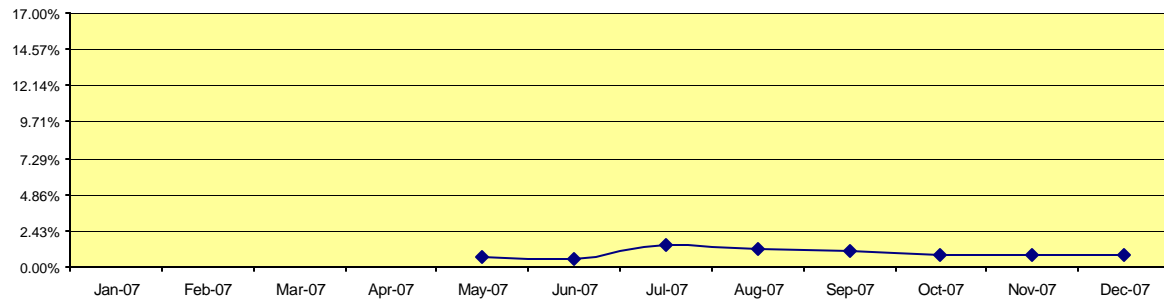
Distribution Date	Ending Pool		Payoffs		Insurance	Substitution	Liquidation	Realized Losses		Remaining Term	Curr Weighted Avg.	
	#	Balance	#	Balance	Proceeds	Proceeds	Proceeds	#	Amount	Life	Coupon	Remit
<b>Group II Loans</b>												
26-Dec-07	105	18,365,977	1	114,496	0.00	0.00	0.00	0	0	349	8.25%	7.75%
26-Nov-07	106	18,488,402	1	164,505	0.00	0.00	0.00	0	0	350	8.25%	7.75%
25-Oct-07	107	18,661,366	1	116,453	0.00	0.00	0.00	0	0	351	8.24%	7.74%
25-Sep-07	108	18,785,794	1	210,939	0.00	0.00	0.00	0	0	352	8.25%	7.75%
27-Aug-07	109	19,007,552	1	359,618	0.00	0.00	0.00	0	0	353	8.26%	7.76%
25-Jul-07	110	19,373,303	7	1,277,499	0.00	0.00	0.00	0	0	354	8.29%	7.79%
25-Jun-07	117	20,658,691	0	0	0.00	0.00	0.00	0	0	355	8.29%	7.79%
25-May-07	117	20,660,769	0	0	0.00	0.00	0.00	0	0	356	8.29%	7.79%

**Bear Stearns Asset Backed Securities I Trust  
Asset-Backed Certificates  
Series 2007-HE4**

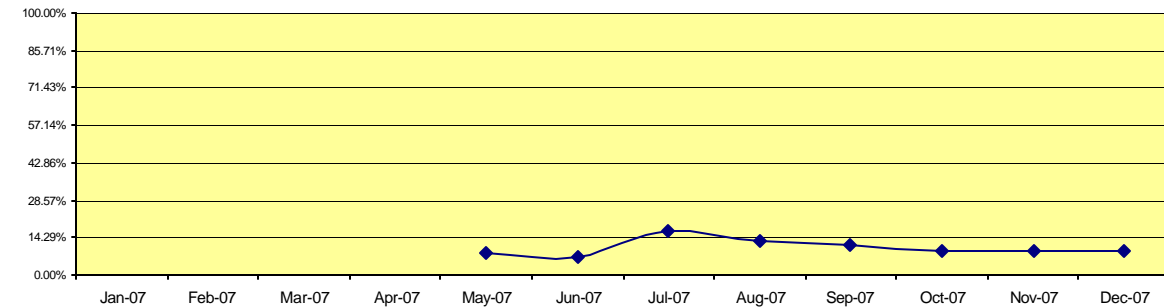
**Distribution Date: 26-Dec-07  
Prepayment Summary  
Total (All Loans)**

**SMM (Single Monthly Mortality)**

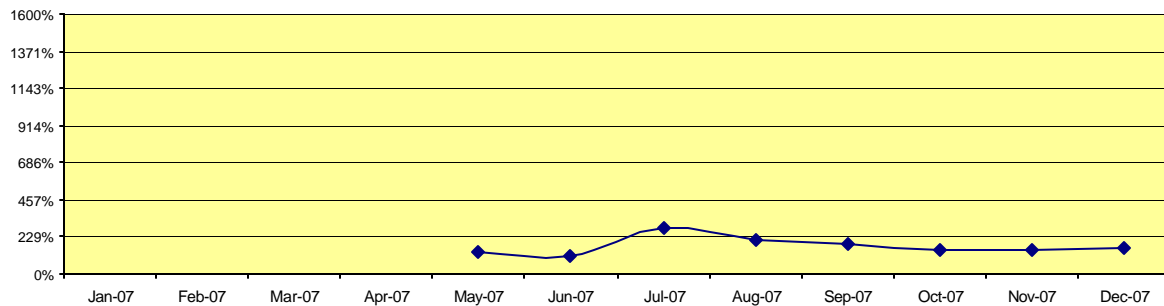
<b>Total</b>	
Current Period	0.82%
3-Month Average	0.79%
6-Month Average	1.01%
12-Month Average	0.92%
Average Since Cut-Off	0.92%


**CPR (Conditional Prepayment Rate)**

<b>Total</b>	
Current Period	9.46%
3-Month Average	9.12%
6-Month Average	11.40%
12-Month Average	10.40%
Average Since Cut-Off	10.40%


**PSA (Public Securities Association)**

<b>Total</b>	
Current Period	158%
3-Month Average	152%
6-Month Average	190%
12-Month Average	173%
Average Since Cut-Off	173%



SMM	Single Monthly Mortality	$(\text{Partial and Full Prepayments} + \text{Repurchases} + \text{Curtailments} + \text{Liquidations} + \text{Other Prin Proceeds}) / (\text{Beginning Collateral Bal} - \text{Scheduled Prin})$
CPR	Conditional Prepayment Rate	$1 - (1 - \text{SMM})^{12}$
PSA	Public Securities Association	$100 * \text{CPR} / (0.2 * \text{MIN}(30, \text{WAS}))$
WAS	Weighted Average Seasoning	$(\text{Original Term} - \text{Remaining Term}) * (\text{Current Scheduled Balance} / \text{Deal Scheduled Principal Balance})$



**Bear Stearns Asset Backed Securities I Trust  
Asset-Backed Certificates  
Series 2007-HE4**

**Distribution Date: 26-Dec-07  
Mortgage Loan Characteristics Part I  
Total (All Loans)**

**Distribution by Current Ending Principal Balance**

Min	Max	Count	% of Total	Balance	% of Total
13,000	to 65,000	388	9.99%	17,658,905	2.19%
65,000	to 87,000	256	6.59%	19,658,129	2.44%
87,000	to 109,000	288	7.42%	28,269,226	3.51%
109,000	to 131,000	324	8.35%	38,999,441	4.85%
131,000	to 153,000	334	8.60%	47,622,774	5.92%
153,000	to 177,000	353	9.09%	58,346,663	7.25%
177,000	to 219,000	519	13.37%	102,425,021	12.73%
219,000	to 261,000	385	9.92%	92,296,765	11.47%
261,000	to 303,000	288	7.42%	80,786,777	10.04%
303,000	to 345,000	207	5.33%	66,598,871	8.28%
345,000	to 389,000	151	3.89%	55,189,847	6.86%
389,000	to 1,000,000	389	10.02%	196,927,380	24.47%
		<b>3,882</b>	<b>100.00%</b>	<b>804,779,798</b>	<b>100.00%</b>

**Distribution by Cut-off Principal Balance**

Min	Max	Count	% of Total	Balance	% of Total
13,000	to 66,000	424	10.11%	19,535,231	2.25%
66,000	to 88,000	274	6.53%	21,237,578	2.44%
88,000	to 110,000	327	7.80%	32,528,267	3.74%
110,000	to 132,000	364	8.68%	44,198,066	5.09%
132,000	to 154,000	350	8.35%	50,228,973	5.78%
154,000	to 177,000	365	8.70%	60,535,485	6.97%
177,000	to 220,000	575	13.71%	113,787,582	13.09%
220,000	to 263,000	413	9.85%	99,603,314	11.46%
263,000	to 306,000	316	7.54%	89,556,089	10.31%
306,000	to 349,000	216	5.15%	70,466,129	8.11%
349,000	to 390,000	150	3.58%	55,392,580	6.37%
390,000	to 1,000,000	419	9.99%	211,904,017	24.39%
		<b>4,193</b>	<b>100.00%</b>	<b>868,973,311</b>	<b>100.00%</b>

**Distribution by Current Mortgage Rate**

Min	Max	Count	% of Total	Balance	% of Total
5.50%	to 6.81%	386	9.94%	100,741,720	12.52%
6.81%	to 7.17%	214	5.51%	56,009,213	6.96%
7.17%	to 7.53%	257	6.62%	64,003,462	7.95%
7.53%	to 7.89%	315	8.11%	80,657,328	10.02%
7.89%	to 8.25%	396	10.20%	97,547,065	12.12%
8.25%	to 8.63%	384	9.89%	86,383,445	10.73%
8.63%	to 9.05%	510	13.14%	107,988,747	13.42%
9.05%	to 9.47%	338	8.71%	68,125,014	8.47%
9.47%	to 9.89%	335	8.63%	60,532,992	7.52%
9.89%	to 10.31%	203	5.23%	32,636,693	4.06%
10.31%	to 10.78%	155	3.99%	20,776,202	2.58%
10.78%	to 14.66%	389	10.02%	29,377,918	3.65%
		<b>3,882</b>	<b>100.00%</b>	<b>804,779,798</b>	<b>100.00%</b>

**Distribution by Original Mortgage Rate**

Min	Max	Count	% of Total	Balance	% of Total
5.25%	to 6.84%	411	9.80%	107,210,890	12.34%
6.84%	to 7.20%	238	5.68%	61,494,297	7.08%
7.20%	to 7.56%	269	6.42%	68,459,486	7.88%
7.56%	to 7.92%	345	8.23%	85,591,755	9.85%
7.92%	to 8.28%	404	9.64%	100,131,803	11.52%
8.28%	to 8.65%	453	10.80%	103,011,550	11.85%
8.65%	to 9.08%	527	12.57%	109,987,898	12.66%
9.08%	to 9.52%	426	10.16%	86,160,831	9.92%
9.52%	to 9.95%	342	8.16%	62,201,521	7.16%
9.95%	to 10.39%	198	4.72%	30,676,893	3.53%
10.39%	to 10.84%	157	3.74%	21,965,297	2.53%
10.84%	to 14.66%	423	10.09%	32,081,090	3.69%
		<b>4,193</b>	<b>100.00%</b>	<b>868,973,311</b>	<b>100.00%</b>



**Bear Stearns Asset Backed Securities I Trust  
Asset-Backed Certificates  
Series 2007-HE4**

***Distribution Date: 26-Dec-07  
Mortgage Loan Characteristics Part II  
Total (All Loans)***

**Distribution by Product Characteristics (Current)**

Product Type	# of Loans	Ending Balance	% of Balance	WAMM	WAC
Adjustable	2,593	604,152,155	75.07%	349.89	8.39%
Fixed 1st Lien	945	181,158,268	22.51%	345.44	7.79%
Fixed 2nd Lien	344	19,469,375	2.42%	266.85	11.80%
<b>Total</b>	<b>3,882</b>	<b>804,779,798</b>	<b>100.00%</b>		

**Distribution by Product Characteristics (Cut-off)**

Product Type	# of Loans	Original Principal Balance	% of Balance	WAMM	WAC
Adjustable	2,798	653,454,768	75.20%	360.00	8.42%
Fixed 1st Lien	1,007	192,686,019	22.17%	355.59	7.81%
Fixed 2nd Lien	388	22,832,524	2.63%	269.90	11.82%
<b>Total</b>	<b>4,193</b>	<b>868,973,311</b>	<b>100.00%</b>		

**Distribution by Property Types (Current)**

Property Type	# of Loans	Ending Balance	% of Balance	WAMM	WAC
SF Unattached Dwelling	3,267	672,959,783	83.62%	347.12	8.31%
PUD	328	71,157,501	8.84%	344.98	8.49%
Multifamily	152	38,258,170	4.75%	349.44	8.44%
Condo - High Facility	121	20,004,990	2.49%	342.24	8.54%
SF Attached Dwelling	14	2,399,354	0.30%	335.04	8.57%
<b>Total</b>	<b>3,882</b>	<b>804,779,798</b>	<b>100.00%</b>		

**Distribution by Property Types (Cut-off)**

Property Type	# of Loans	Ending Balance	% of Balance	WAMM	WAC
SF Unattached Dwelling	3,526	726,568,495	83.61%	356.80	8.34%
PUD	354	75,985,852	8.74%	355.11	8.55%
Multifamily	164	41,322,058	4.76%	359.47	8.51%
Condo - High Facility	132	22,318,255	2.57%	353.06	8.59%
SF Attached Dwelling	17	2,778,650	0.32%	347.43	8.54%
<b>Total</b>	<b>4,193</b>	<b>868,973,311</b>	<b>100.00%</b>		



**Bear Stearns Asset Backed Securities I Trust  
Asset-Backed Certificates  
Series 2007-HE4**

***Distribution Date: 26-Dec-07  
Mortgage Loan Characteristics Part II  
Total (All Loans)***

Distribution by Occupancy Type (Current)						Distribution by Occupancy Type (Cut-off)					
Occupancy Type	# of Loans	Ending Balance	% of Balance	WAMM	WAC	Occupancy Type	# of Loans	Ending Balance	% of Balance	WAMM	WAC
Owner Occupied - Primary Residence	3,596	755,007,267	93.82%	346.82	8.30%	Owner Occupied - Primary Residence	3,880	814,151,582	93.69%	356.55	8.34%
Non-Owner Occupied	250	41,018,621	5.10%	347.85	8.91%	Non-Owner Occupied	273	45,224,245	5.20%	358.06	8.93%
Owner Occupied - Secondary Residence	36	8,753,910	1.09%	347.79	8.63%	Owner Occupied - Secondary Residence	40	9,597,484	1.10%	358.63	8.68%
<b>Total</b>	<b>3,882</b>	<b>804,779,798</b>	<b>100.00%</b>			<b>Total</b>	<b>4,193</b>	<b>868,973,311</b>	<b>100.00%</b>		

Distribution by Loan Purpose (Current)						Distribution by Loan Purpose (Cut-off)					
Loan Purpose	# of Loans	Ending Balance	% of Balance	WAMM	WAC	Loan Purpose	# of Loans	Ending Balance	% of Balance	WAMM	WAC
Refinance/Equity Takeout	2,516	555,927,396	69.08%	348.16	8.21%	Refinance/Equity Takeout	2,729	602,327,858	69.31%	358.06	8.25%
Purchase	914	155,266,972	19.29%	341.99	8.93%	Purchase	988	168,198,396	19.36%	351.28	8.97%
Refinance/No Cash Out	452	93,585,429	11.63%	347.39	8.12%	Refinance/No Cash Out	476	98,447,057	11.33%	357.25	8.14%
<b>Total</b>	<b>3,882</b>	<b>804,779,798</b>	<b>100.00%</b>			<b>Total</b>	<b>4,193</b>	<b>868,973,311</b>	<b>100.00%</b>		



Bear Stearns Asset Backed Securities I Trust  
Asset-Backed Certificates  
Series 2007-HE4

*Distribution Date: 26-Dec-07*  
**Mortgage Loan Characteristics Part II**  
**Total (All Loans)**

---

Distribution by Originator Concentration > 10% (Current)

Originator	# of Loans	Ending Balance	% of Balance	WAMM	WAC
Unknown	3,882	804,779,798	100.00%	346.88	8.34%

Distribution by Originator Concentration > 10% (Cut-off)

Originator	# of Loans	Ending Balance	% of Balance	WAMM	WAC
Unknown	4,193	868,973,311	100.00%	356.65	8.38%



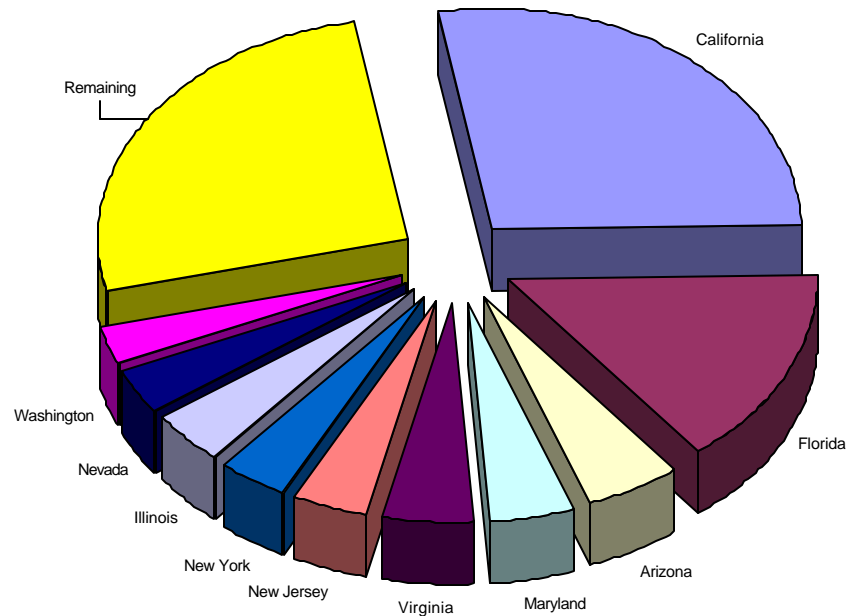
**Bear Stearns Asset Backed Securities I Trust  
Asset-Backed Certificates  
Series 2007-HE4**

**Distribution Date: 26-Dec-07  
Geographic Concentration  
Total (All Loans)**

**Top 10 Current State Concentration**

Geographic Distribution	# of Loans	Balance <sup>(1)</sup>	% of Balance	WAMM	WAC
California	729	221,169,614	27.48%	347	7.90%
Florida	609	117,915,651	14.65%	347	8.38%
Arizona	198	40,074,369	4.98%	348	8.11%
Maryland	137	37,055,995	4.60%	348	8.49%
Virginia	185	36,747,597	4.57%	347	8.31%
New Jersey	114	31,112,336	3.87%	350	8.72%
New York	140	30,657,801	3.81%	347	8.38%
Illinois	158	30,366,144	3.77%	350	8.68%
Nevada	122	27,587,670	3.43%	344	8.20%
Washington	93	20,869,400	2.59%	347	8.17%
Remaining	1,397	211,223,222	26.25%	345	8.73%

**Top 10 Current State Concentration**



**Top 10 Original State Concentration**

Geographic Distribution	# of Loans	Balance <sup>(1)</sup>	% of Balance	WAMM	WAC
California	787	236,164,108	27.18%	356	7.94%
Florida	642	124,414,669	14.32%	357	8.40%
Maryland	173	44,354,864	5.10%	358	8.51%
Arizona	204	41,785,288	4.81%	357	8.18%
Illinois	194	39,375,142	4.53%	358	8.80%
Virginia	199	39,060,785	4.50%	357	8.35%
New Jersey	135	35,986,352	4.14%	360	8.66%
New York	146	31,969,654	3.68%	358	8.41%
Nevada	126	28,393,282	3.27%	354	8.22%
Georgia	142	22,852,213	2.63%	356	9.10%
Remaining	1,445	224,616,953	25.85%	356	8.65%

<sup>(1)</sup> Based on Current Period Ending Principal Balance



**Bear Stearns Asset Backed Securities I Trust  
Asset-Backed Certificates  
Series 2007-HE4**

***Distribution Date: 26-Dec-07  
Current Period Realized Loss Detail  
Total (All Loans)***

Disclosure Control #	Period	Original Liquidation Balance	Net Liquidation Proceeds	Loss-Loan Non-adjusted	Loss to Trust	Loss-Certs Non-adjusted	Subsequent Recov/(Exp)	Loss-Loan Adjusted	Loss-Certs Adjusted	Liq Type	Adj Type
17051164	200712	237,953.19	187,292.23	50,660.96	0.00	50,660.96	0.00	50,660.96	50,660.96	R	
17039423	200712	125,547.35	(4,540.91)	125,547.35	4,540.91	130,088.26	0.00	125,547.35	130,088.26	C	
17041536	200712	120,805.07	(3,730.97)	120,805.07	3,730.97	124,536.04	0.00	120,805.07	124,536.04	C	
17038951	200712	114,900.28	(4,710.34)	114,900.28	4,710.34	119,610.62	0.00	114,900.28	119,610.62	C	
17043563	200712	112,875.76	(3,566.13)	112,875.76	3,566.13	116,441.89	0.00	112,875.76	116,441.89	C	
17009864	200712	109,783.49	(3,387.98)	109,783.49	3,387.98	113,171.47	0.00	109,783.49	113,171.47	C	
16983763	200712	75,621.58	(2,167.03)	75,621.58	2,167.03	77,788.61	0.00	75,621.58	77,788.61	C	
17041452	200712	71,901.18	(2,883.31)	71,901.18	2,883.31	74,784.49	0.00	71,901.18	74,784.49	C	
16983816	200712	58,269.68	(4,167.58)	58,269.68	4,167.58	62,437.26	0.00	58,269.68	62,437.26	C	
16730325	200712	55,917.78	(1,751.62)	55,917.78	1,751.62	57,669.40	0.00	55,917.78	57,669.40	C	
17031123	200712	33,851.84	(1,104.78)	33,851.84	1,104.78	34,956.62	0.00	33,851.84	34,956.62	C	
17040169	200712	29,561.18	(1,001.15)	29,561.18	1,001.15	30,562.33	0.00	29,561.18	30,562.33	C	
17010078	200712	21,341.91	(687.14)	21,341.91	687.14	22,029.05	0.00	21,341.91	22,029.05	C	
Current Total		1,168,330.29	153,593.29	981,038.06	33,698.94	1,014,737.00	0.00	981,038.06	1,014,737.00		
Cumulative		1,943,226.70	478,556.41	1,409,096.76	55,573.53	1,464,670.29	0.00	1,409,096.76	1,464,670.29		

**Liq. Type Code - Legend**

Charge-off	C	REO
Matured	M	Short Pay
Repurchase	N	Third Party
Note Sale	O	Write-off
Paid in Full	P	Assigned

**Adjustment Legend**

Escrow Bal/Adv	1	Third Party	6
MREC	2	Charged Off/Matured	7
Rest'd Escrow	3	Side Note	8
Replacement Res.	4	Manual	9
Suspense	5		



**Bear Stearns Asset Backed Securities I Trust**  
**Asset-Backed Certificates**  
**Series 2007-HE4**

**Distribution Date: 26-Dec-07**  
**Historical Realized Loss Summary**  
**Total (All Loans)**

Distribution Date	----- Current Realized Loss -----				----- Previous Liquidations/Payoffs -----						Realized Loss Adjusted	Cumulative Realized Loss
	Beginning Scheduled Balance	Net Liquidation Proceeds	Realized Loss	Loan Count	Claims on Prior Liquidations		Recovery on Prior Liquidations		(Claims)/Recoveries on Prior Payoffs			
					Amount	Count	Amount	Count	Amount	Count		
26-Dec-07	1,168,330.29	153,593.29	1,014,737.00	13	0.00	0	0.00	0	0.00	0	1,014,737.00	1,464,670.29
26-Nov-07	0.00	0.00	0.00	0	0.00	0	0.00	0	0.00	0	0.00	449,933.29
25-Oct-07	426,532.01	(21,874.59)	448,406.60	5	0.00	0	0.00	0	0.00	0	448,406.60	449,933.29
25-Sep-07	348,364.40	346,837.71	1,526.69	1	0.00	0	0.00	0	0.00	0	1,526.69	1,526.69
27-Aug-07	0.00	0.00	0.00	0	0.00	0	0.00	0	0.00	0	0.00	0.00
25-Jul-07	0.00	0.00	0.00	0	0.00	0	0.00	0	0.00	0	0.00	0.00
25-Jun-07	0.00	0.00	0.00	0	0.00	0	0.00	0	0.00	0	0.00	0.00
25-May-07	0.00	0.00	0.00	0	0.00	0	0.00	0	0.00	0	0.00	0.00
<b>Total</b>	<b>1,943,226.70</b>	<b>478,556.41</b>	<b>1,464,670.29</b>	<b>19</b>	<b>0.00</b>	<b>0</b>	<b>0.00</b>	<b>0</b>	<b>0.00</b>	<b>0</b>	<b>1,464,670.29</b>	



**Bear Stearns Asset Backed Securities I Trust**  
**Asset-Backed Certificates**  
**Series 2007-HE4**

**Distribution Date: 26-Dec-07**  
**Historical Realized Loss Summary**  
**Group I Loans**

Distribution Date	----- Current Realized Loss -----				----- Previous Liquidations/Payoffs -----						Realized Loss Adjusted	Cumulative Realized Loss
	Beginning Scheduled Balance	Net Liquidation Proceeds	Realized Loss	Loan Count	Claims on Prior Liquidations		Recovery on Prior Liquidations		(Claims)/Recoveries on Prior Payoffs			
					Amount	Count	Amount	Count	Amount	Count		
26-Dec-07	657,141.17	(22,975.20)	680,116.37	8	0.00	0	0.00	0	0.00	0	680,116.37	1,128,522.97
26-Nov-07	0.00	0.00	0.00	0	0.00	0	0.00	0	0.00	0	0.00	448,406.60
25-Oct-07	426,532.01	(21,874.59)	448,406.60	5	0.00	0	0.00	0	0.00	0	448,406.60	448,406.60
25-Sep-07	0.00	0.00	0.00	0	0.00	0	0.00	0	0.00	0	0.00	0.00
27-Aug-07	0.00	0.00	0.00	0	0.00	0	0.00	0	0.00	0	0.00	0.00
25-Jul-07	0.00	0.00	0.00	0	0.00	0	0.00	0	0.00	0	0.00	0.00
25-Jun-07	0.00	0.00	0.00	0	0.00	0	0.00	0	0.00	0	0.00	0.00
25-May-07	0.00	0.00	0.00	0	0.00	0	0.00	0	0.00	0	0.00	0.00
<b>Total</b>	<b>1,083,673.18</b>	<b>(44,849.79)</b>	<b>1,128,522.97</b>	<b>13</b>	<b>0.00</b>	<b>0</b>	<b>0.00</b>	<b>0</b>	<b>0.00</b>	<b>0</b>	<b>1,128,522.97</b>	



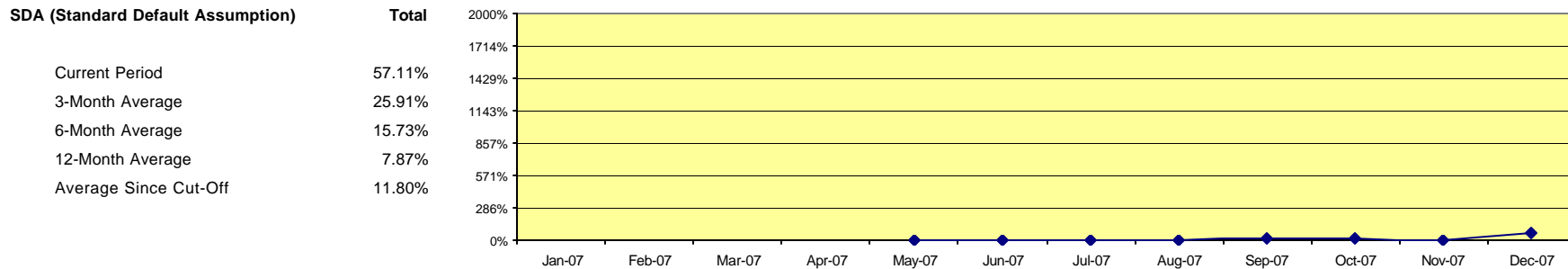
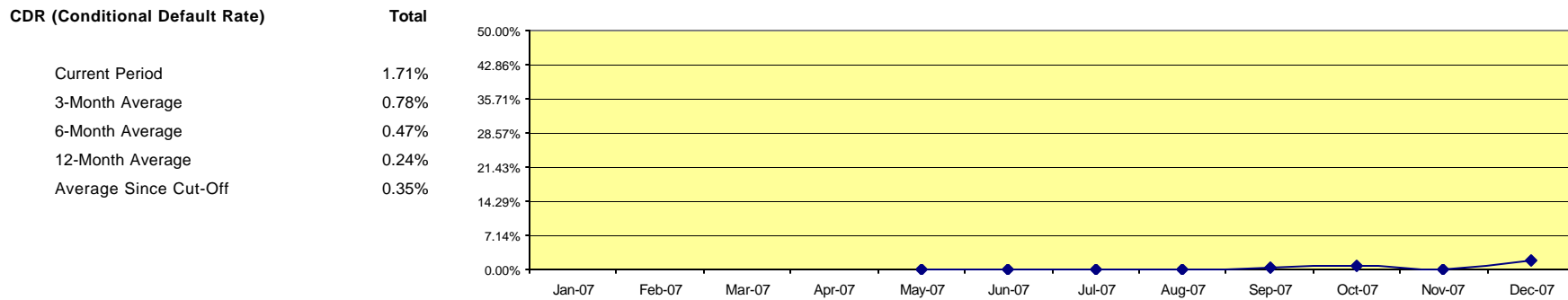
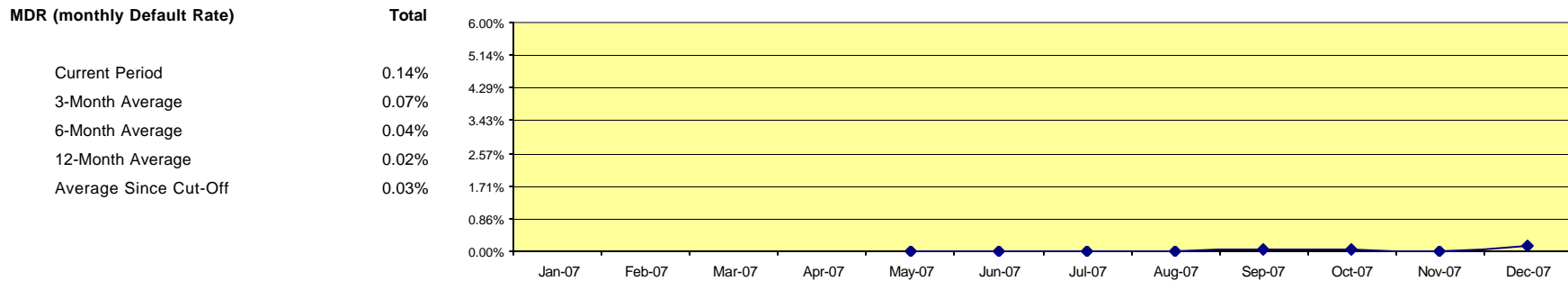
**Bear Stearns Asset Backed Securities I Trust**  
**Asset-Backed Certificates**  
**Series 2007-HE4**

**Distribution Date: 26-Dec-07**  
**Historical Realized Loss Summary**  
**Group II Loans**

Distribution Date	----- Current Realized Loss -----				----- Previous Liquidations/Payoffs -----						Realized Loss Adjusted	Cumulative Realized Loss
	Beginning Scheduled Balance	Net Liquidation Proceeds	Realized Loss	Loan Count	Claims on Prior Liquidations		Recovery on Prior Liquidations		(Claims)/Recoveries on Prior Payoffs			
					Amount	Count	Amount	Count	Amount	Count		
26-Dec-07	511,189.12	176,568.49	334,620.63	5	0.00	0	0.00	0	0.00	0	334,620.63	336,147.32
26-Nov-07	0.00	0.00	0.00	0	0.00	0	0.00	0	0.00	0	0.00	1,526.69
25-Oct-07	0.00	0.00	0.00	0	0.00	0	0.00	0	0.00	0	0.00	1,526.69
25-Sep-07	348,364.40	346,837.71	1,526.69	1	0.00	0	0.00	0	0.00	0	1,526.69	1,526.69
27-Aug-07	0.00	0.00	0.00	0	0.00	0	0.00	0	0.00	0	0.00	0.00
25-Jul-07	0.00	0.00	0.00	0	0.00	0	0.00	0	0.00	0	0.00	0.00
25-Jun-07	0.00	0.00	0.00	0	0.00	0	0.00	0	0.00	0	0.00	0.00
25-May-07	0.00	0.00	0.00	0	0.00	0	0.00	0	0.00	0	0.00	0.00
<b>Total</b>	<b>859,553.52</b>	<b>523,406.20</b>	<b>336,147.32</b>	<b>6</b>	<b>0.00</b>	<b>0</b>	<b>0.00</b>	<b>0</b>	<b>0.00</b>	<b>0</b>	<b>336,147.32</b>	

**Bear Stearns Asset Backed Securities I Trust  
Asset-Backed Certificates  
Series 2007-HE4**

**Distribution Date: 26-Dec-07  
Realized Loss Summary  
Total (All Loans)**



MDR	Monthly Default Rate	$(\text{Beginning Principal Balance of Liquidated Loans}) / (\text{Total Beginning Principal Balance})$
CDR	Conditional Default Rate	$1 - (1 - \text{MDR})^{12}$
SDA	Standard Default Assumption	If WAS=30 then CDR/(WAS*0.02) else if 30<WAS=60 then CDR/0.6 else if 60<WAS=120 then CDR/(0.6-(WAS-60)*0.0095) else if WAS>120 then CDR/0.03
WAS	Weighted Average Seasoning	$(\text{Original Term} - \text{Remaining Term}) * (\text{Current Scheduled Balance} / \text{Deal Scheduled Principal Balance})$



**Bear Stearns Asset Backed Securities I Trust  
Asset-Backed Certificates  
Series 2007-HE4**

***Distribution Date: 26-Dec-07  
Material Breaches Detail***

---

Disclosure Control #	Loan Group #	Ending Principal Balance	Material Breach Date	Material Breach Description
<b><i>No Material Breaches Reported</i></b>				

---

Material breaches of pool asset representation or warranties or transaction covenants.



**Bear Stearns Asset Backed Securities I Trust  
Asset-Backed Certificates  
Series 2007-HE4**

***Distribution Date: 26-Dec-07  
Modified Loan Detail  
Total (All Loans)***

---

Disclosure Control #	Loan Group #	Modified Maturity Date	Cutoff Maturity Date	Modification Description
17035791	Group I Loans	1-Mar-37	1-Mar-37	Principal capitalized by 2,455.67.

---

Modifications include any extensions or waivers to the mortgage loan terms, fees, penalties or payments during the preceding calendar month or that have become material over time.





**Bear Stearns Asset Backed Securities I Trust  
Asset-Backed Certificates  
Series 2007-HE4**

***Distribution Date: 26-Dec-07***  
***Historical Collateral Level REO Report***  
**Total (All Loans)**

Disclosure Control #	REO Date	City	State	Property Type	Actual Balance	Scheduled Balance	Recent Appraisal Value	Appraisal Date	Appraisal Reduction Amount	Date Liquidated	Liquidation Proceeds	Liquidation Expenses	Realized Loss
17057555	20-Nov-07		MD	PUD	319,735.10	317,280.91	0.00						
16997256	13-Nov-07		VA	Condo - High Facility	152,365.28	151,635.54	0.00						
17014407	9-Nov-07		MI	SF Unattached Dwelling	95,046.85	94,621.02	0.00						
17041466	9-Nov-07		MI	SF Unattached Dwelling	101,482.26	100,701.24	0.00						
17010014	9-Nov-07		MI	SF Unattached Dwelling	101,911.76	101,447.59	0.00						
17014417	7-Nov-07		MI	SF Unattached Dwelling	85,407.03	85,215.66	0.00						
17035546	31-Oct-07		CA	SF Unattached Dwelling	432,000.00	432,000.00	0.00						
16852350	30-Oct-07		CA	SF Unattached Dwelling	464,000.00	464,000.00	0.00						
16819133	25-Oct-07		AZ	PUD	224,000.00	224,000.00	0.00						
17009479	23-Oct-07		CA	SF Unattached Dwelling	294,113.42	292,100.27	0.00						
17010046	23-Oct-07		NV	SF Unattached Dwelling	231,867.60	231,178.46	0.00						
17039427	4-Oct-07		FL	SF Unattached Dwelling	152,881.35	152,643.91	0.00						
17009477	27-Aug-07	Minneapolis	MN	SF Unattached Dwelling	204,065.20	203,593.57	0.00						
Total					2,858,875.85	2,850,418.17	0.00		0.00		0.00	0.00	0.00



**Bear Stearns Asset Backed Securities I Trust**  
**Asset-Backed Certificates**  
**Series 2007-HE4**

***Distribution Date: 26-Dec-07***  
***Historical Collateral Level REO Report***  
**Group I Loans**

Disclosure Control #	REO Date	City	State	Property Type	Actual Balance	Scheduled Balance	Recent Appraisal Value	Appraisal Date	Appraisal Reduction Amount	Date Liquidated	Liquidation Proceeds	Liquidation Expenses	Realized Loss
17057555	20-Nov-07		MD	PUD	319,735.10	317,280.91	0.00						
17014407	9-Nov-07		MI	SF Unattached Dwelling	95,046.85	94,621.02	0.00						
17010014	9-Nov-07		MI	SF Unattached Dwelling	101,911.76	101,447.59	0.00						
17014417	7-Nov-07		MI	SF Unattached Dwelling	85,407.03	85,215.66	0.00						
17035546	31-Oct-07		CA	SF Unattached Dwelling	432,000.00	432,000.00	0.00						
16852350	30-Oct-07		CA	SF Unattached Dwelling	464,000.00	464,000.00	0.00						
16819133	25-Oct-07		AZ	PUD	224,000.00	224,000.00	0.00						
17010046	23-Oct-07		NV	SF Unattached Dwelling	231,867.60	231,178.46	0.00						
17009479	23-Oct-07		CA	SF Unattached Dwelling	294,113.42	292,100.27	0.00						
17009477	27-Aug-07	Minneapolis	MN	SF Unattached Dwelling	204,065.20	203,593.57	0.00						
Total					2,452,146.96	2,445,437.48	0.00		0.00		0.00	0.00	0.00



**Bear Stearns Asset Backed Securities I Trust  
Asset-Backed Certificates  
Series 2007-HE4**

***Distribution Date: 26-Dec-07***  
***Historical Collateral Level REO Report***  
**Group II Loans**

---

Disclosure Control #	REO Date	City	State	Property Type	Actual Balance	Scheduled Balance	Recent Appraisal Value	Appraisal Date	Appraisal Reduction Amount	Date Liquidated	Liquidation Proceeds	Liquidation Expenses	Realized Loss
16997256	13-Nov-07		VA	Condo - High Facility	152,365.28	151,635.54	0.00						
17041466	9-Nov-07		MI	SF Unattached Dwelling	101,482.26	100,701.24	0.00						
17039427	4-Oct-07		FL	SF Unattached Dwelling	152,881.35	152,643.91	0.00						
Total					406,728.89	404,980.69	0.00		0.00		0.00	0.00	0.00

---



**Bear Stearns Asset Backed Securities I Trust  
Asset-Backed Certificates  
Series 2007-HE4**

***Distribution Date: 26-Dec-07  
Substitution Detail History***

---

**--- Loans Substituted Into Pool ---**

**----- Loans Substituted Out of Pool -----**

Investor #	Period	Beginning Principal Balance	Investor #	Period	Beginning Principal Balance	Adjusted for Principal	Substitution Code
<b><i>No Substituted Loans Reported</i></b>							



Bear Stearns Asset Backed Securities I Trust  
Asset-Backed Certificates  
Series 2007-HE4

*Distribution Date: 26-Dec-07*  
*Substitution Detail History Summary*

---

- - - Loans Substituted Into Pool - - -			- - - Loans Substituted Out of Pool - - -			Difference Into vs.
Period	Count	Beginning Principal Balance	Count	Beginning Principal Balance	Adjusted for Principal	Out
<i>No History of Substituted Loans Reported</i>						

---



**Bear Stearns Asset Backed Securities I Trust  
Asset-Backed Certificates  
Series 2007-HE4**

*Distribution Date: 26-Dec-07  
Material Changes*

---

**No Material Changes Reported**