

**First Franklin Mortgage Loan Trust**  
**Mortgage Loan Asset-Backed Certificates**  
**Series 2007-4**

**Distribution Date: 26-Nov-07**

**ABN AMRO Acct : 724810.1**

<b>Payment Date:</b>	26-Nov-07
<b>Prior Payment:</b>	25-Oct-07
<b>Next Payment:</b>	26-Dec-07
<b>Record Date:</b>	31-Oct-07
<b>Distribution Count:</b>	5
<b>Closing Date:</b>	26-Jun-07
<b>First Pay. Date:</b>	25-Jul-07
<b>Rated Final Payment Date:</b>	27-Jul-37
<b>Determination Date:</b>	15-Nov-07
<b>Delinq Method:</b>	OTS

**Outside Parties To The Transaction**

Issuer: Merrill Lynch Mortgage Investors, Inc.  
 Depositor: Merrill Lynch Mortgage Investors, Inc.  
 Underwriter: Merrill Lynch & Company- Asset Backed Sec. Group  
 Master Servicer: Home Loan Services  
 Rating Agency: Standard & Poor's Rating Services/Moody's Investors Service

**Contact Information:**

<b>Analyst:</b>	Tom John	714.259.6275
	tom.john@abnamro.com	
<b>Administrator:</b>	John Chozen	312.992.1816
	john.chozen@abnamro.com	
<b>LaSalle Website:</b>	www.etrustee.net	

Effective October 1, 2007, Bank of America Corporation, parent corporation of Bank of America, N.A. ("Bank of America") and Banc of America Securities LLC ("BAS"), has acquired ABN AMRO North America Holding Company, parent company of LaSalle Bank Corporation and LaSalle Bank National Association ("LaSalle"), from ABN AMRO Bank N.V. (the "Acquisition").



**First Franklin Mortgage Loan Trust  
Mortgage Loan Asset-Backed Certificates  
Series 2007-4**

---

***Table of Contents***

---

<i>Content:</i>	<i>Pages</i>
Statement to Certificate Holders	3
Statement to Certificate Holders (Factors)	4
Pool/Non-Pool Funds Cash Reconciliation	5
Cash Reconciliation Summary	6-7
Pool Detail and Performance Indicators	8-10
Bond Interest Reconciliation Part I	11
Bond Interest Reconciliation Part II	12
Bond Principal Reconciliation	13
Rating Information	14
15 Month Loan Status Summary Part I	15-21
15 Month Loan Status Summary Part II	22-28
15 Month Historical Payoff Summary	29-31
Prepayment Premium Loan Detail	32
Prepayment Summary	33
Historical Collateral Level REO Report	34-36
Mortgage Loan Characteristics Part I	37
Mortgage Loan Characteristics Part II	38-40
Geographic Concentration	41
Current Period Realized Loss Detail	42
Historical Realized Loss Summary	43-45
Realized Loss Summary	46
Servicemembers Civil Relief Act	47
Material Breaches Detail	48
Modified Loan Detail (Historical)	49
Collateral Asset Changes	50
Substitution Detail History	51
Substitution Detail History Summary	52



**First Franklin Mortgage Loan Trust  
Mortgage Loan Asset-Backed Certificates  
Series 2007-4**

**Distribution Date: 26-Nov-07  
Bond Payment**

Class	CUSIP	Original Face Value <sup>(1)</sup>	Beginning Certificate Balance	Principal Payment	Principal Adjustment or Loss	Deferred Interest	Ending Certificate Balance	Interest Payment <sup>(2)</sup>	Interest Adjustment	Pass-Through Rate
1-A	59025CAA8	509,625,000.00	492,638,422.45	4,097,126.88	0.00	0.00	488,541,295.57	2,194,977.86	0.00	5.0125000000%
2-A1	59025CAB6	325,283,000.00	296,816,006.88	6,517,042.58	0.00	0.00	290,298,964.30	1,301,373.29	0.00	4.9325000000%
2-A2	59025CAC4	171,764,000.00	171,764,000.00	0.00	0.00	0.00	171,764,000.00	762,250.46	0.00	4.9925000000%
2-A3	59025CAD2	182,548,000.00	182,548,000.00	0.00	0.00	0.00	182,548,000.00	816,598.05	0.00	5.0325000000%
2-A4	59025CAE0	67,580,000.00	67,580,000.00	0.00	0.00	0.00	67,580,000.00	307,714.27	0.00	5.1225000000%
1-M1	59025CAF7	34,062,000.00	34,062,000.00	0.00	0.00	0.00	34,062,000.00	155,095.64	0.00	5.1225000000%
2-M1	59025CAG5	49,938,000.00	49,938,000.00	0.00	0.00	0.00	49,938,000.00	227,384.36	0.00	5.1225000000%
1-M2	59025CAH3	23,356,000.00	23,356,000.00	0.00	0.00	0.00	23,356,000.00	106,555.26	0.00	5.1325000000%
2-M2	59025CAJ9	34,244,000.00	34,244,000.00	0.00	0.00	0.00	34,244,000.00	156,228.74	0.00	5.1325000000%
1-M3	59025CAK6	12,327,000.00	12,327,000.00	0.00	0.00	0.00	12,327,000.00	56,567.24	0.01	5.1625000000%
2-M3	59025CAL4	18,073,000.00	18,073,000.00	0.00	0.00	0.00	18,073,000.00	82,934.99	0.00	5.1625000000%
M4	59025CAM2	27,200,000.00	27,200,000.00	0.00	0.00	0.00	27,200,000.00	126,993.78	0.00	5.2525000000%
M5	59025CAN0	23,200,000.00	23,200,000.00	0.00	0.00	0.00	23,200,000.00	109,968.00	0.00	5.3325000000%
M6	59025CAP5	15,200,000.00	15,200,000.00	0.00	0.00	0.00	15,200,000.00	75,290.67	0.00	5.5725000000%
B1	59025CAQ3	17,600,000.00	17,600,000.00	0.00	0.00	0.00	17,600,000.00	99,694.22	0.00	6.3725000000%
B2	59025CAR1	13,600,000.00	13,600,000.00	0.00	0.00	0.00	13,600,000.00	83,685.33	0.00	6.9225000000%
B3	59025CAS9	21,600,000.00	21,600,000.00	0.00	0.00	0.00	21,600,000.00	133,872.00	0.00	6.9725000000%
C	59025CAU4	1,600,000,024.20	<b>N</b> 1,554,546,430.13	0.00	0.00	0.00	1,543,932,260.67	3,876,238.41	(2,194.63)	N/A
P	59025CAT7	0.00	0.00	0.00	0.00	0.00	0.00	39,925.19	39,925.19	N/A
R	59025CAV2	100.00	0.00	0.00	0.00	0.00	0.00	0.00	0.00	N/A
Total		1,547,200,100.00	1,501,746,429.33	10,614,169.46	0.00	0.00	1,491,132,259.87	10,713,347.76	37,730.57	
								Total P&I Payment	21,327,517.22	

<sup>(1)</sup> N denotes notional balance not included in total <sup>(2)</sup> Accrued Interest plus/minus Interest Adjustment minus Deferred Interest equals Interest Payment



**First Franklin Mortgage Loan Trust  
Mortgage Loan Asset-Backed Certificates  
Series 2007-4**

***Distribution Date: 26-Nov-07  
Statement to Certificate Holders (FACTORS)  
Bond Payment***

Class	CUSIP	Original Face Value	Beginning Certificate Balance *	Principal Payment *	Principal Adjustment or Loss	Deferred Interest *	Ending Certificate Balance *	Interest Payment *	Interest Adjustment*	Next Rate **
1-A	59025CAA8	509,625,000.00	966.668476723	8.039493510	0.000000000	0.000000000	958.628983213	4.307045102	0.000000000	4.92313000%
2-A1	59025CAB6	325,283,000.00	912.485456910	20.034992852	0.000000000	0.000000000	892.450464057	4.000741785	0.000000000	4.84313000%
2-A2	59025CAC4	171,764,000.00	1000.000000000	0.000000000	0.000000000	0.000000000	1000.000000000	4.437777765	0.000000000	4.90313000%
2-A3	59025CAD2	182,548,000.00	1000.000000000	0.000000000	0.000000000	0.000000000	1000.000000000	4.473333315	0.000000000	4.94313000%
2-A4	59025CAE0	67,580,000.00	1000.000000000	0.000000000	0.000000000	0.000000000	1000.000000000	4.553333383	0.000000000	5.03313000%
1-M1	59025CAF7	34,062,000.00	1000.000000000	0.000000000	0.000000000	0.000000000	1000.000000000	4.553333333	0.000000000	5.03313000%
2-M1	59025CAG5	49,938,000.00	1000.000000000	0.000000000	0.000000000	0.000000000	1000.000000000	4.553333333	0.000000000	5.03313000%
1-M2	59025CAH3	23,356,000.00	1000.000000000	0.000000000	0.000000000	0.000000000	1000.000000000	4.562222127	0.000000000	5.04313000%
2-M2	59025CAJ9	34,244,000.00	1000.000000000	0.000000000	0.000000000	0.000000000	1000.000000000	4.562222287	0.000000000	5.04313000%
1-M3	59025CAK6	12,327,000.00	1000.000000000	0.000000000	0.000000000	0.000000000	1000.000000000	4.588889430	0.00000811	5.07313000%
2-M3	59025CAL4	18,073,000.00	1000.000000000	0.000000000	0.000000000	0.000000000	1000.000000000	4.588888950	0.000000000	5.07313000%
M4	59025CAM2	27,200,000.00	1000.000000000	0.000000000	0.000000000	0.000000000	1000.000000000	4.668888971	0.000000000	5.16313000%
M5	59025CAN0	23,200,000.00	1000.000000000	0.000000000	0.000000000	0.000000000	1000.000000000	4.740000000	0.000000000	5.24313000%
M6	59025CAP5	15,200,000.00	1000.000000000	0.000000000	0.000000000	0.000000000	1000.000000000	4.953333553	0.000000000	5.48313000%
B1	59025CAQ3	17,600,000.00	1000.000000000	0.000000000	0.000000000	0.000000000	1000.000000000	5.664444318	0.000000000	6.28313000%
B2	59025CAR1	13,600,000.00	1000.000000000	0.000000000	0.000000000	0.000000000	1000.000000000	6.153333088	0.000000000	6.83313000%
B3	59025CAS9	21,600,000.00	1000.000000000	0.000000000	0.000000000	0.000000000	1000.000000000	6.197777778	0.000000000	6.88313000%
C	59025CAU4	1,600,000,024.20 N	971.591504136	0.000000000	0.000000000	0.000000000	964.957648324	2.422648970	(0.001371644)	N/A
P	59025CAT7	0.00	0.000000000	0.000000000	0.000000000	0.000000000	0.000000000	0.000000000	0.000000000	N/A
R	59025CAV2	100.00	0.000000000	0.000000000	0.000000000	0.000000000	0.000000000	0.000000000	0.000000000	N/A

\* Per \$1,000 of Original Face Value \*\* Estimated



**First Franklin Mortgage Loan Trust  
Mortgage Loan Asset-Backed Certificates  
Series 2007-4**

***Distribution Date: 26-Nov-07  
Cash Reconciliation Summary***

<b>Pool Source of Funds</b>		<b>Principal Summary</b>		<b>Non-Pool Source of Funds</b>	
<b>Interest Summary</b>		<b>Principal Summary</b>		<b>Supplemental Interest Trust</b>	
<b>Interest Summary</b>		<b>Principal Summary</b>		Net Swap Payments received	0.00
Scheduled Interest	11,323,344.85	Scheduled Prin Distribution	451,577.81	Net Swap Payments paid	0.00
Fees	647,728.05	Curtailments	99,495.38	Swap Termination Payments received	0.00
<b>Remittance Interest</b>	10,675,616.80	Prepayments in Full	10,063,096.27	Swap Termination Payments paid	0.00
<b>Other Interest Proceeds/Shortfalls</b>		Liquidation Proceeds	0.00	Defaulted Swap Termination Payments	0.00
Prepayment Penalties	39,925.19	Repurchase Proceeds	0.00	<b>Cap Contract Payment</b>	0.00
Other Interest Loss	0.49	Other Principal Proceeds	0.00	<b>Corridor Contracts</b>	
Other Interest Proceeds	0.00	<b>Remittance Principal</b>	10,614,169.46	Class 1-A Certificates	0.00
Non-advancing Interest	0.00			Class 2-A Certificates	0.00
Non-Supported Interest Shortfall	0.00			Subordinate Certificates	0.00
Relief Act Shortfall	(2,194.73)			Class C Certificates	0.00
Modification Shortfall	0.00				
Other Interest Proceeds/Shortfalls	37,730.95				
<b>Interest Adjusted</b>	10,713,347.75				
<b>Fee Summary</b>					
Total Servicing Fees	647,728.05				
Total Trustee Fees	0.00				
LPMI Fees	0.00				
Credit Manager's Fees	0.00				
Unpaid Serv Fees (Charged-off Loans)	0.00				
Misc. Fees / Trust Expense	0.00				
Insurance Premium	0.00				
<b>Total Fees</b>	647,728.05				
<b>Advances (Principal &amp; Interest)</b>					
Prior Month's Outstanding Advances	N/A				
Current Advances	N/A				
Reimbursement of Prior Advances	N/A				
Outstanding Advances	N/A				
				<b>P&amp;I Due Certificate Holders</b>	<u>21,327,517.21</u>

P&I Advances as of the end of the Due Period do not reflect the amount of advances remitted by the Servicer on the Servicer Remittance Date due to additional proceeds received between the end of the Due Period and the Servicer Remittance Date and netted from the P&I Advances stated as of the end of the Due Period.



**First Franklin Mortgage Loan Trust  
Mortgage Loan Asset-Backed Certificates  
Series 2007-4**

***Distribution Date: 26-Nov-07  
Cash Reconciliation Summary Group 1***

	Group 1 Fixed	Group 1 ARM	Total
<b>Interest Summary</b>			
Scheduled Interest	796,170.19	3,776,703.11	4,572,873.30
Fees	45,509.74	217,742.83	263,252.57
Remittance Interest	750,660.45	3,558,960.28	4,309,620.73
<b>Other Interest Proceeds/Shortfalls</b>			
Prepayment Penalties	0.00	0.00	0.00
Other Interest Loss	0.00	0.00	0.00
Other Interest Proceeds	0.00	0.00	0.00
Non-advancing Interest	0.00	0.00	0.00
Net PPIS/Relief Act Shortfall	0.00	(809.09)	(809.09)
Modification Shortfall	0.00	0.00	0.00
Other Interest Proceeds/Shortfalls	0.00	(809.09)	(809.09)
<b>Interest Adjusted</b>	750,660.45	3,558,151.19	4,308,811.64
<b>Principal Summary</b>			
Scheduled Principal Distribution	51,233.43	147,125.41	198,358.84
Curtailments	5,115.94	12,133.61	17,249.55
Prepayments in Full	642,109.17	3,239,409.32	3,881,518.49
Liquidation Proceeds	0.00	0.00	0.00
Repurchase Proceeds	0.00	0.00	0.00
Other Principal Proceeds	0.00	0.00	0.00
Less Mod Losses	0.00	0.00	0.00
Remittance Principal	698,458.54	3,398,668.34	4,097,126.88
<b>Fee Summary</b>			
Total Servicing Fees	45,509.74	217,742.83	263,252.57
Total Trustee Fees	0.00	0.00	0.00
LPMI Fees	0.00	0.00	0.00
Misc. Fees	0.00	0.00	0.00
Total Fees	45,509.74	217,742.83	263,252.57
<b>Beginning Principal Balance</b>	109,223,028.39	522,581,737.31	631,804,765.70
<b>Ending Principal Balance</b>	108,524,569.85	519,183,068.97	627,707,638.82



**First Franklin Mortgage Loan Trust  
Mortgage Loan Asset-Backed Certificates  
Series 2007-4**

***Distribution Date: 26-Nov-07  
Cash Reconciliation Summary Group 2***

	Group 2 Fixed	Group 2 ARM	Total
<b>Interest Summary</b>			
Scheduled Interest	1,187,943.38	5,562,528.17	6,750,471.55
Fees	64,866.79	319,608.69	384,475.48
Remittance Interest	1,123,076.59	5,242,919.48	6,365,996.07
<b>Other Interest Proceeds/Shortfalls</b>			
Prepayment Penalties	15,067.73	24,857.46	39,925.19
Other Interest Loss	0.00	0.00	0.00
Other Interest Proceeds	0.00	0.00	0.00
Non-advancing Interest	0.00	0.00	0.00
Net PPIS/Relief Act Shortfall	0.00	(1,385.15)	(1,385.15)
Modification Shortfall	0.00	0.00	0.00
Other Interest Proceeds/Shortfalls	15,067.73	23,472.31	38,540.04
<b>Interest Adjusted</b>	<b>1,138,144.32</b>	<b>5,266,391.79</b>	<b>6,404,536.11</b>
<b>Principal Summary</b>			
Scheduled Principal Distribution	72,204.91	181,014.06	253,218.97
Curtailments	63,067.61	19,178.22	82,245.83
Prepayments in Full	706,080.28	5,475,497.50	6,181,577.78
Liquidation Proceeds	0.00	0.00	0.00
Repurchase Proceeds	0.00	0.00	0.00
Other Principal Proceeds	0.00	0.00	0.00
Less Mod Losses	0.00	0.00	0.00
Remittance Principal	841,352.80	5,675,689.78	6,517,042.58
<b>Fee Summary</b>			
Total Servicing Fees	64,866.79	319,608.69	384,475.48
Total Trustee Fees	0.00	0.00	0.00
LPMI Fees	0.00	0.00	0.00
Misc. Fees	0.00	0.00	0.00
Total Fees	64,866.79	319,608.69	384,475.48
<b>Beginning Principal Balance</b>	<b>155,679,970.53</b>	<b>767,061,693.90</b>	<b>922,741,664.43</b>
<b>Ending Principal Balance</b>	<b>154,838,617.73</b>	<b>761,386,004.12</b>	<b>916,224,621.85</b>



**First Franklin Mortgage Loan Trust  
Mortgage Loan Asset-Backed Certificates  
Series 2007-4**

**Distribution Date: 26-Nov-07  
Pool Detail and Performance Indicators Total (All Loans)**

Pool Detail			Performance Indicators			Misc/Additional Information				
Pool Level Information			Factors Impacting Principal Payment Rules			WA Rates/Life				
<b>Historical</b>	<b>Amount</b>	<b>Count</b>	<b>Delinquency Levels</b>	<b>Num</b>	<b>Den</b>	<b>%</b>		<b>Fixed</b>	<b>Adj</b>	<b>Overall</b>
Cut-off Pool Balance	1,600,000,024.20	7,567	3 mo. Rolling Average	35,661,676	1,556,119,701	2.30%	WAC - Remit Current	8.49%	8.19%	8.24%
Cum Scheduled Principal	2,258,814.65		6 mo. Rolling Average	21,434,992	1,569,766,409	1.38%	WAC - Remit Original	8.50%	8.21%	8.26%
Cum Unscheduled Principal	53,808,948.88		12 mo. Rolling Average	21,434,992	1,569,766,409	1.38%	WAC - Current	8.99%	8.69%	8.74%
Cum Liquidations	0.00		<b>Loss Levels</b>	<b>Amount</b>	<b>Count</b>		WAC - Original	9.00%	8.71%	8.76%
Cum Repurchases	13,550,991.29		3 mo. Cum Loss	0.00	0		WAL - Current	350.60	354.46	353.80
			6 mo. Cum loss	0.00	0		WAL - Original	354.49	358.47	357.80
<b>Current</b>	<b>Amount</b>	<b>Count</b>	<b>%</b>							
Beginning Pool	1,554,546,430.13	7,392	97.16%				<b>Current Index Rate</b>			4.872500%
Scheduled Principal	451,577.81		0.03%				<b>Next Index Rate</b>			4.783130%
Unscheduled Principal	10,162,591.65	49	0.64%							
Liquidations	0.00	0	0.00%				<b>Prepayment Charges</b>			
Repurchases	0.00	0	0.00%				Current	39,925.19		7
Ending Pool	1,543,932,260.67	7,343	96.50%				Cumulative	195,596.37		45
<b>Ending Actual Balance</b>	<b>1,544,424,342.90</b>									
<b>Average Loan Balance</b>	<b>210,259.06</b>									
<b>Current Loss Detail</b>	<b>Amount</b>									
Liquidation	0.00						<b>Pool Composition</b>			
Realized Loss	0.00						<b>Properties</b>	<b>Balance</b>	<b>%/Score</b>	
Realized Loss Adjustment	0.00						Cut-off LTV	1,326,354,693.45	85.20%	
Net Liquidation	0.00						Cash Out/Refinance	801,416,450.36	51.48%	
<b>Credit Enhancement</b>	<b>Amount</b>	<b>%</b>					SFR	1,104,326,895.02	70.94%	
Original OC	52,799,924.20	3.30%					Owner Occupied	1,491,658,703.73	95.82%	
Target OC	52,800,000.80	3.30%								
Beginning OC	52,800,000.80							<b>Min</b>	<b>Max</b>	<b>WA</b>
Ending OC	52,800,000.80						FICO	540	809	640.12
Most Senior Certificates	1,211,346,429.33									

**Legend:** (1) 60 Days+, REO, BK, F/C %      (3) Condn: Cum Loss > specified thresholds      (5) Defined Benchmark  
 (2) (1) > (6) \* (4), then TRUE      (4) (Ending Pool Bal - Most Senior Certs) / Ending Pool Bal      (6) Defined Benchmark (Used in Delinq Event Calc)

**Note:** Delinquency and Loss Event Triggers may be flagged as "Yes" prior to the Step Down Date on account of the percentage thresholds being breached.







**First Franklin Mortgage Loan Trust**  
**Mortgage Loan Asset-Backed Certificates**  
**Series 2007-4**

**Distribution Date: 26-Nov-07**  
**Pool Detail and Performance Indicators Group 2**

Pool Detail				Performance Indicators				Misc/Additional Information					
Pool Level Information				Factors Impacting Principal Payment Rules				WA Rates/Life					
<b>Historical</b>				<b>Delinquency Levels</b>			<b>Num</b>	<b>Den</b>	<b>%</b>				
Cut-off Pool Balance	951,208,604.87	4,433		3 mo. Rolling Average	24,920,498	923,809,025	2.71%	WAC - Remit Current	8.66%	8.20%	8.28%		
Cum Scheduled Principal	1,265,058.15			6 mo. Rolling Average	14,952,299	932,270,512	1.63%	WAC - Remit Original	8.66%	8.22%	8.30%		
Cum Unscheduled Principal	33,718,924.87			12 mo. Rolling Average	14,952,299	932,270,512	1.63%	WAC - Current	9.16%	8.70%	8.78%		
Cum Liquidations	0.00			<b>Loss Levels</b>			<b>Amount</b>	<b>Count</b>					
Cum Repurchases	10,558,781.69			3 mo. Cum Loss	0.00	0		WAC - Original	9.16%	8.72%	8.80%		
<b>Current</b>				6 mo. Cum loss	0.00	0		WAL - Current	350.40	354.46	353.77		
Beginning Pool	922,741,664.43	4,334	97.01%	12 mo. Cum Loss	0.00	0		WAL - Original	354.47	358.46	357.79		
Scheduled Principal	253,218.97		0.03%										
Unscheduled Principal	6,263,823.61	32	0.66%										
Liquidations	0.00	0	0.00%										
Repurchases	0.00	0	0.00%										
Ending Pool	916,224,621.85	4,302	96.32%										
<b>Ending Actual Balance</b>													
<b>Average Loan Balance</b>													
<b>Current Loss Detail</b>													
Liquidation	0.00												
Realized Loss	0.00												
Realized Loss Adjustment	0.00												
Net Liquidation	0.00												
								<b>Prepayment Charges</b>					
										<b>Amount</b>	<b>Count</b>		
								Current		39,925.19	7		
								Cumulative		105,569.85	27		
								<b>Pool Composition</b>					
								<b>Properties</b>	<b>Balance</b>	<b>%/Score</b>			
								Cut-off LTV	785,025,663.44	84.97%			
								Cash Out/Refinance	336,841,914.18	36.46%			
								SFR	642,516,576.41	69.55%			
								Owner Occupied	897,814,106.92	97.18%			
									<b>Min</b>	<b>Max</b>	<b>WA</b>		
								FICO	540	808	644.62		

**Legend:** (1) 60 Days+, REO, BK, F/C %      (3) Condn: Cum Loss > specified thresholds      (5) Defined Benchmark  
(2) (1) > (6) \* (4), then TRUE      (4) (Ending Pool Bal - Most Senior Certs) / Ending Pool Bal      (6) Defined Benchmark (Used in Delinq Event Calc)

**Note:** Delinquency and Loss Event Triggers may be flagged as "Yes" prior to the Step Down Date on account of the percentage thresholds being breached.



**First Franklin Mortgage Loan Trust  
Mortgage Loan Asset-Backed Certificates  
Series 2007-4**

***Distribution Date: 26-Nov-07  
Bond Interest Reconciliation***

-- Accrual --															----- Recovered -----	----- Outstanding -----
Class	Method	Days	Opening Balance	Pass-Thru Rate	Accrual Certificate Interest	Total Interest Additions	Total Interest Deductions	Distributable Certificate Interest	Interest Payment Amount	Interest Carry-Forward Amount	Floating Rate Certificate Carry-Over	Interest Carry-Forward Amount	Floating Rate Certificate Carry-Over	Net Cap Rate in Effect Y/N		
1-A	Act/360	32	492,638,422.45	5.012500000%	2,194,977.86	0.00	0.00	2,194,977.86	2,194,977.86	0.00	0.00	0.00	0.00	No		
2-A1	Act/360	32	296,816,006.88	4.932500000%	1,301,373.29	0.00	0.00	1,301,373.29	1,301,373.29	0.00	0.00	0.00	0.00	No		
2-A2	Act/360	32	171,764,000.00	4.992500000%	762,250.46	0.00	0.00	762,250.46	762,250.46	0.00	0.00	0.00	0.00	No		
2-A3	Act/360	32	182,548,000.00	5.032500000%	816,598.05	0.00	0.00	816,598.05	816,598.05	0.00	0.00	0.00	0.00	No		
2-A4	Act/360	32	67,580,000.00	5.122500000%	307,714.27	0.00	0.00	307,714.27	307,714.27	0.00	0.00	0.00	0.00	No		
1-M1	Act/360	32	34,062,000.00	5.122500000%	155,095.64	0.00	0.00	155,095.64	155,095.64	0.00	0.00	0.00	0.00	No		
2-M1	Act/360	32	49,938,000.00	5.122500000%	227,384.36	0.00	0.00	227,384.36	227,384.36	0.00	0.00	0.00	0.00	No		
1-M2	Act/360	32	23,356,000.00	5.132500000%	106,555.26	0.00	0.00	106,555.26	106,555.26	0.00	0.00	0.00	0.00	No		
2-M2	Act/360	32	34,244,000.00	5.132500000%	156,228.74	0.00	0.00	156,228.74	156,228.74	0.00	0.00	0.00	0.00	No		
1-M3	Act/360	32	12,327,000.00	5.162500000%	56,567.23	0.00	0.00	56,567.24	56,567.24	0.00	0.00	0.01	0.00	No		
2-M3	Act/360	32	18,073,000.00	5.162500000%	82,934.99	0.00	0.00	82,934.99	82,934.99	0.00	0.00	0.00	0.00	No		
M4	Act/360	32	27,200,000.00	5.252500000%	126,993.78	0.00	0.00	126,993.78	126,993.78	0.00	0.00	0.00	0.00	No		
M5	Act/360	32	23,200,000.00	5.332500000%	109,968.00	0.00	0.00	109,968.00	109,968.00	0.00	0.00	0.00	0.00	No		
M6	Act/360	32	15,200,000.00	5.572500000%	75,290.67	0.00	0.00	75,290.67	75,290.67	0.00	0.00	0.00	0.00	No		
B1	Act/360	32	17,600,000.00	6.372500000%	99,694.22	0.00	0.00	99,694.22	99,694.22	0.00	0.00	0.00	0.00	No		
B2	Act/360	32	13,600,000.00	6.922500000%	83,685.33	0.00	0.00	83,685.33	83,685.33	0.00	0.00	0.00	0.00	No		
B3	Act/360	32	21,600,000.00	6.972500000%	133,872.00	0.00	0.00	133,872.00	133,872.00	0.00	0.00	0.00	0.00	No		
C			1,554,546,430.13	N/A	3,878,433.04	0.00	0.00	3,876,238.41	3,876,238.41	0.00	0.00	0.00	0.00	No		
P			0.00	N/A	0.00	39,925.19	0.00	39,925.19	39,925.19	0.00	0.00	0.00	0.00	N/A		
R	Act/360	32	0.00	5.012500000%	0.00	0.00	0.00	0.00	0.00	0.00	0.00	0.00	0.00	N/A		
Total			1,501,746,429.33		10,675,617.19	39,925.19	0.00	10,713,347.76	10,713,347.76	0.00	0.00	0.01	0.00			



**First Franklin Mortgage Loan Trust  
Mortgage Loan Asset-Backed Certificates  
Series 2007-4**

**Distribution Date: 26-Nov-07  
Bond Interest Reconciliation - Part II**

Class	Record Date	Prior Interest Due Date	Current Interest Due Date	----- REMIC -----		----- Non-REMIC -----				----- Deductions -----				
				Accrual Certificate Interest	Interest Carry-Forward	Supplemental Interest Trust	Payments From Cap Contracts	Prepayment Premiums	Floating Rate Certificate Carry-Over	Other Interest Proceeds <sup>(1)</sup>	Non-Supported Interest Shortfall	Interest Carry-Forward <sup>(2)</sup>	Floating Rate Certificate Carry-Over	
1-A	31-Oct-07	25-Oct-07	26-Nov-07	2,194,977.86	0.00	0.00	0.00	0.00	0.00	0.00	0.00	0.00	0.00	0.00
2-A1	31-Oct-07	25-Oct-07	26-Nov-07	1,301,373.29	0.00	0.00	0.00	0.00	0.00	0.00	0.00	0.00	0.00	0.00
2-A2	31-Oct-07	25-Oct-07	26-Nov-07	762,250.46	0.00	0.00	0.00	0.00	0.00	0.00	0.00	0.00	0.00	0.00
2-A3	31-Oct-07	25-Oct-07	26-Nov-07	816,598.05	0.00	0.00	0.00	0.00	0.00	0.00	0.00	0.00	0.00	0.00
2-A4	31-Oct-07	25-Oct-07	26-Nov-07	307,714.27	0.00	0.00	0.00	0.00	0.00	0.00	0.00	0.00	0.00	0.00
1-M1	31-Oct-07	25-Oct-07	26-Nov-07	155,095.64	0.00	0.00	0.00	0.00	0.00	0.00	0.00	0.00	0.00	0.00
2-M1	31-Oct-07	25-Oct-07	26-Nov-07	227,384.36	0.00	0.00	0.00	0.00	0.00	0.00	0.00	0.00	0.00	0.00
1-M2	31-Oct-07	25-Oct-07	26-Nov-07	106,555.26	0.00	0.00	0.00	0.00	0.00	0.00	0.00	0.00	0.00	0.00
2-M2	31-Oct-07	25-Oct-07	26-Nov-07	156,228.74	0.00	0.00	0.00	0.00	0.00	0.00	0.00	0.00	0.00	0.00
1-M3	31-Oct-07	25-Oct-07	26-Nov-07	56,567.23	0.00	0.00	0.00	0.00	0.00	0.00	0.00	0.00	0.01	0.00
2-M3	31-Oct-07	25-Oct-07	26-Nov-07	82,934.99	0.00	0.00	0.00	0.00	0.00	0.00	0.00	0.00	0.00	0.00
M4	31-Oct-07	25-Oct-07	26-Nov-07	126,993.78	0.00	0.00	0.00	0.00	0.00	0.00	0.00	0.00	0.00	0.00
M5	31-Oct-07	25-Oct-07	26-Nov-07	109,968.00	0.00	0.00	0.00	0.00	0.00	0.00	0.00	0.00	0.00	0.00
M6	31-Oct-07	25-Oct-07	26-Nov-07	75,290.67	0.00	0.00	0.00	0.00	0.00	0.00	0.00	0.00	0.00	0.00
B1	31-Oct-07	25-Oct-07	26-Nov-07	99,694.22	0.00	0.00	0.00	0.00	0.00	0.00	0.00	0.00	0.00	0.00
B2	31-Oct-07	25-Oct-07	26-Nov-07	83,685.33	0.00	0.00	0.00	0.00	0.00	0.00	0.00	0.00	0.00	0.00
B3	31-Oct-07	25-Oct-07	26-Nov-07	133,872.00	0.00	0.00	0.00	0.00	0.00	0.00	0.00	0.00	0.00	0.00
C	31-Oct-07	1-Oct-07	1-Nov-07	3,878,433.04	0.00	0.00	0.00	0.00	0.00	0.00	0.00	0.00	0.00	0.00
P	31-Oct-07	25-Oct-07	26-Nov-07	0.00	0.00	0.00	0.00	39,925.19	0.00	0.00	0.00	0.00	0.00	0.00
R	31-Oct-07	25-Oct-07	26-Nov-07	0.00	0.00	0.00	0.00	0.00	0.00	0.00	0.00	0.00	0.00	0.00
Total				10,675,617.19	0.00	0.00	0.00	39,925.19	0.00	0.00	0.00	0.01	0.00	

<sup>(1)</sup> Other Interest Proceeds are additional interest amounts specifically allocated to the bond(s) and used in determining the bonds Distributable Interest.

<sup>(2)</sup> Interest Carry-Forward Shortfall is unpaid interest with interest thereon.



**First Franklin Mortgage Loan Trust  
Mortgage Loan Asset-Backed Certificates  
Series 2007-4**

***Distribution Date: 26-Nov-07  
Bond Principal Reconciliation***

Class	Original Class Balance	Beginning Class Balance	Scheduled Principal Payment	Unscheduled Principal Payment	Extra Principal Payment	----- L o s s e s -----				Ending Class Balance	Rated Final Maturity	- Credit Support -	
						Prior Loss Reimburs.	Current Losses	Cumulative Losses	Interest on Losses			Original	Current
1-A	509,625,000.00	492,638,422.45	198,358.84	3,898,768.04	0.00	0.00	0.00	0.00	0.00	488,541,295.57	27-Jul-37	21.45%	22.23%
2-A1	325,283,000.00	296,816,006.88	253,218.97	6,263,823.61	0.00	0.00	0.00	0.00	0.00	290,298,964.30	27-Jul-37	21.45%	22.23%
2-A2	171,764,000.00	171,764,000.00	0.00	0.00	0.00	0.00	0.00	0.00	0.00	171,764,000.00	27-Jul-37	21.45%	22.23%
2-A3	182,548,000.00	182,548,000.00	0.00	0.00	0.00	0.00	0.00	0.00	0.00	182,548,000.00	27-Jul-37	21.45%	22.23%
2-A4	67,580,000.00	67,580,000.00	0.00	0.00	0.00	0.00	0.00	0.00	0.00	67,580,000.00	27-Jul-37	21.45%	22.23%
1-M1	34,062,000.00	34,062,000.00	0.00	0.00	0.00	0.00	0.00	0.00	0.00	34,062,000.00	27-Jul-37	16.20%	16.79%
2-M1	49,938,000.00	49,938,000.00	0.00	0.00	0.00	0.00	0.00	0.00	0.00	49,938,000.00	27-Jul-37	16.20%	16.79%
1-M2	23,356,000.00	23,356,000.00	0.00	0.00	0.00	0.00	0.00	0.00	0.00	23,356,000.00	27-Jul-37	12.60%	13.06%
2-M2	34,244,000.00	34,244,000.00	0.00	0.00	0.00	0.00	0.00	0.00	0.00	34,244,000.00	27-Jul-37	12.60%	13.06%
1-M3	12,327,000.00	12,327,000.00	0.00	0.00	0.00	0.00	0.00	0.00	0.00	12,327,000.00	27-Jul-37	10.70%	11.09%
2-M3	18,073,000.00	18,073,000.00	0.00	0.00	0.00	0.00	0.00	0.00	0.00	18,073,000.00	27-Jul-37	10.70%	11.09%
M4	27,200,000.00	27,200,000.00	0.00	0.00	0.00	0.00	0.00	0.00	0.00	27,200,000.00	27-Jul-37	9.00%	9.33%
M5	23,200,000.00	23,200,000.00	0.00	0.00	0.00	0.00	0.00	0.00	0.00	23,200,000.00	27-Jul-37	7.55%	7.82%
M6	15,200,000.00	15,200,000.00	0.00	0.00	0.00	0.00	0.00	0.00	0.00	15,200,000.00	27-Jul-37	6.60%	6.84%
B1	17,600,000.00	17,600,000.00	0.00	0.00	0.00	0.00	0.00	0.00	0.00	17,600,000.00	27-Jul-37	5.50%	5.70%
B2	13,600,000.00	13,600,000.00	0.00	0.00	0.00	0.00	0.00	0.00	0.00	13,600,000.00	27-Jul-37	4.65%	4.82%
B3	21,600,000.00	21,600,000.00	0.00	0.00	0.00	0.00	0.00	0.00	0.00	21,600,000.00	27-Jul-37	3.30%	3.42%
C	1,600,000,024.20	1,554,546,430.13	0.00	0.00	0.00	0.00	0.00	0.00	0.00	1,543,932,260.67	27-Jul-37	N/A	N/A
P	0.00	0.00	0.00	0.00	0.00	0.00	0.00	0.00	0.00	0.00	27-Jul-37	N/A	N/A
R	100.00	0.00	0.00	0.00	0.00	0.00	0.00	0.00	0.00	0.00	27-Jul-37	N/A	N/A
<b>Total</b>	<b>1,547,200,100.00</b>	<b>1,501,746,429.33</b>	<b>451,577.81</b>	<b>10,162,591.65</b>	<b>0.00</b>	<b>0.00</b>	<b>0.00</b>	<b>0.00</b>	<b>0.00</b>	<b>1,491,132,259.87</b>			



**First Franklin Mortgage Loan Trust  
Mortgage Loan Asset-Backed Certificates  
Series 2007-4**

***Distribution Date: 26-Nov-07  
Ratings Information***

Class	CUSIP	----- Original Ratings -----				----- Ratings Change / Change Date <sup>(1)</sup> -----				
		Fitch	Moody's	DBRS	S&P	Fitch	Moody's	DBRS	S&P	
1-A	59025CAA8	NR	Aaa	NR	AAA					
2-A1	59025CAB6	NR	Aaa	NR	AAA					
2-A2	59025CAC4	NR	Aaa	NR	AAA					
2-A3	59025CAD2	NR	Aaa	NR	AAA					
2-A4	59025CAE0	NR	Aaa	NR	AAA					
1-M1	59025CAF7	NR	Aa1	NR	AA+					
2-M1	59025CAG5	NR	Aa1	NR	AA+					
1-M2	59025CAH3	NR	Aa2	NR	AA					
2-M2	59025CAJ9	NR	Aa2	NR	AA					
1-M3	59025CAK6	NR	Aa3	NR	AA-					A- 17-Oct-07
2-M3	59025CAL4	NR	Aa3	NR	AA-					A- 17-Oct-07
M4	59025CAM2	NR	A1	NR	A+					BBB+ 17-Oct-07
M5	59025CAN0	NR	A2	NR	A					BBB- 17-Oct-07
M6	59025CAP5	NR	A3	NR	A-					BBB- 17-Oct-07
B1	59025CAQ3	NR	Baa1	NR	BBB+					BB+ 17-Oct-07
B2	59025CAR1	NR	Baa1	NR	BBB					BB 17-Oct-07
B3	59025CAS9	NR	Baa3	NR	BBB-					BB- 17-Oct-07
C	59025CAU4	NR	NR	NR	NR					
P	59025CAT7	NR	NR	NR	NR					
R	59025CAV2	NR	NR	NR	AAA					

NR - Designates that the class was not rated by the rating agency.

<sup>(1)</sup> Changed ratings provided on this report are based on information provided by the applicable rating agency via electronic transmission. It shall be understood that this transmission will generally have been provided to LaSalle within 30 days of the payment date listed on this statement. Because ratings may have changed during the 30 day window, or may not be being provided by the rating agency in an electronic format and therefore not being updated on this report, LaSalle recommends that investors obtain current rating information directly from the rating agency.



**First Franklin Mortgage Loan Trust  
Mortgage Loan Asset-Backed Certificates  
Series 2007-4**

**Distribution Date: 26-Nov-07**

**Asset-Backed Facts ~ 15 Month Historical Loan Status Summary Part I (as of Cut-Off)**

Distribution Date	Current		Delinq 1 Month		Delinq 2 Months		Delinq 3+ Months		Bankruptcy		Foreclosure		REO	
	Count	Balance	Count	Balance	Count	Balance	Count	Balance	Count	Balance	Count	Balance	Count	Balance
<b>Total (All Loans)</b>														
26-Nov-07	6,861	1,409,326,651	270	65,747,511	124	37,403,928	8	2,119,304	6	1,196,435	74	28,138,431	0	0
25-Oct-07	7,089	1,468,487,627	206	53,026,514	75	25,595,161	3	706,055	5	763,414	14	5,967,660	0	0
25-Sep-07	7,315	1,527,291,572	122	37,494,199	11	4,409,070	0	0	3	452,062	1	233,509	0	0
27-Aug-07	7,481	1,576,589,512	27	8,259,293	0	0	0	0	1	189,931	0	0	0	0
25-Jul-07	7,547	1,595,345,374	1	88,833	0	0	0	0	0	0	0	0	0	0

<b>Total (All Loans)</b>														
26-Nov-07	93.44%	91.28%	3.68%	4.26%	1.69%	2.42%	0.11%	0.14%	0.08%	0.08%	1.01%	1.82%	0.00%	0.00%
25-Oct-07	95.90%	94.46%	2.79%	3.41%	1.01%	1.65%	0.04%	0.05%	0.07%	0.05%	0.19%	0.38%	0.00%	0.00%
25-Sep-07	98.16%	97.29%	1.64%	2.39%	0.15%	0.28%	0.00%	0.00%	0.04%	0.03%	0.01%	0.01%	0.00%	0.00%
27-Aug-07	99.63%	99.47%	0.36%	0.52%	0.00%	0.00%	0.00%	0.00%	0.01%	0.01%	0.00%	0.00%	0.00%	0.00%
25-Jul-07	99.99%	99.99%	0.01%	0.01%	0.00%	0.00%	0.00%	0.00%	0.00%	0.00%	0.00%	0.00%	0.00%	0.00%

Delinquency Balances are Exclusive of REO, Foreclosures and Bankruptcies.



**First Franklin Mortgage Loan Trust  
Mortgage Loan Asset-Backed Certificates  
Series 2007-4**

***Distribution Date: 26-Nov-07***

***Asset-Backed Facts ~ 15 Month Historical Loan Status Summary Part I (as of Cut-Off)***

Distribution Date	Current		Delinq 1 Month		Delinq 2 Months		Delinq 3+ Months		Bankruptcy		Foreclosure		REO	
	Count	Balance	Count	Balance	Count	Balance	Count	Balance	Count	Balance	Count	Balance	Count	Balance
<b>Group 1 - Total</b>														
26-Nov-07	2,856	584,879,439	96	21,575,667	51	12,043,653	2	219,223	5	1,072,577	31	7,917,080	0	0
25-Oct-07	2,940	604,641,638	78	17,844,131	29	6,775,082	0	0	4	639,540	7	1,904,374	0	0
25-Sep-07	3,028	625,578,391	47	10,189,227	5	1,323,832	0	0	2	328,173	0	0	0	0
27-Aug-07	3,098	640,902,491	9	2,089,163	0	0	0	0	1	189,931	0	0	0	0
25-Jul-07	3,128	647,365,877	0	0	0	0	0	0	0	0	0	0	0	0

<b>Group 1 - Total</b>														
26-Nov-07	93.92%	93.18%	3.16%	3.44%	1.68%	1.92%	0.07%	0.03%	0.16%	0.17%	1.02%	1.26%	0.00%	0.00%
25-Oct-07	96.14%	95.70%	2.55%	2.82%	0.95%	1.07%	0.00%	0.00%	0.13%	0.10%	0.23%	0.30%	0.00%	0.00%
25-Sep-07	98.25%	98.14%	1.52%	1.60%	0.16%	0.21%	0.00%	0.00%	0.06%	0.05%	0.00%	0.00%	0.00%	0.00%
27-Aug-07	99.68%	99.65%	0.29%	0.32%	0.00%	0.00%	0.00%	0.00%	0.03%	0.03%	0.00%	0.00%	0.00%	0.00%
25-Jul-07	100.00%	100.00%	0.00%	0.00%	0.00%	0.00%	0.00%	0.00%	0.00%	0.00%	0.00%	0.00%	0.00%	0.00%

Delinquency Balances are Exclusive of REO, Foreclosures and Bankruptcies.





**First Franklin Mortgage Loan Trust  
Mortgage Loan Asset-Backed Certificates  
Series 2007-4**

**Distribution Date: 26-Nov-07  
Asset-Backed Facts ~ 15 Month Historical Loan Status Summary Part I (as of Cut-Off)**

Distribution Date	Current		Delinq 1 Month		Delinq 2 Months		Delinq 3+ Months		Bankruptcy		Foreclosure		REO	
	Count	Balance	Count	Balance	Count	Balance	Count	Balance	Count	Balance	Count	Balance	Count	Balance
<b>Group 1 Fixed</b>														
26-Nov-07	592	102,913,057	14	2,834,078	7	1,219,696	1	99,789	2	375,418	6	1,082,532	0	0
25-Oct-07	600	105,210,463	13	2,124,099	7	1,061,260	0	0	2	375,504	2	451,702	0	0
25-Sep-07	614	107,772,004	10	1,497,504	1	74,667	0	0	1	189,899	0	0	0	0
27-Aug-07	627	109,843,725	3	575,512	0	0	0	0	1	189,931	0	0	0	0
25-Jul-07	633	110,896,369	0	0	0	0	0	0	0	0	0	0	0	0

<b>Group 1 Fixed</b>														
Distribution Date	Current Count	Current Balance	Delinq 1 Month Count	Delinq 1 Month Balance	Delinq 2 Months Count	Delinq 2 Months Balance	Delinq 3+ Months Count	Delinq 3+ Months Balance	Bankruptcy Count	Bankruptcy Balance	Foreclosure Count	Foreclosure Balance	REO Count	REO Balance
26-Nov-07	95.18%	94.83%	2.25%	2.61%	1.13%	1.12%	0.16%	0.09%	0.32%	0.35%	0.96%	1.00%	0.00%	0.00%
25-Oct-07	96.15%	96.33%	2.08%	1.94%	1.12%	0.97%	0.00%	0.00%	0.32%	0.34%	0.32%	0.41%	0.00%	0.00%
25-Sep-07	98.08%	98.39%	1.60%	1.37%	0.16%	0.07%	0.00%	0.00%	0.16%	0.17%	0.00%	0.00%	0.00%	0.00%
27-Aug-07	99.37%	99.31%	0.48%	0.52%	0.00%	0.00%	0.00%	0.00%	0.16%	0.17%	0.00%	0.00%	0.00%	0.00%
25-Jul-07	100.00%	100.00%	0.00%	0.00%	0.00%	0.00%	0.00%	0.00%	0.00%	0.00%	0.00%	0.00%	0.00%	0.00%

Delinquency Balances are Exclusive of REO, Foreclosures and Bankruptcies.



**First Franklin Mortgage Loan Trust  
Mortgage Loan Asset-Backed Certificates  
Series 2007-4**

**Distribution Date: 26-Nov-07**

**Asset-Backed Facts ~ 15 Month Historical Loan Status Summary Part I (as of Cut-Off)**

Distribution Date	Current		Delinq 1 Month		Delinq 2 Months		Delinq 3+ Months		Bankruptcy		Foreclosure		REO	
	Count	Balance	Count	Balance	Count	Balance	Count	Balance	Count	Balance	Count	Balance	Count	Balance
<b>Group 1 ARM</b>														
26-Nov-07	2,264	481,966,382	82	18,741,589	44	10,823,957	1	119,434	3	697,159	25	6,834,548	0	0
25-Oct-07	2,340	499,431,175	65	15,720,032	22	5,713,822	0	0	2	264,036	5	1,452,672	0	0
25-Sep-07	2,414	517,806,387	37	8,691,723	4	1,249,164	0	0	1	138,274	0	0	0	0
27-Aug-07	2,471	531,058,766	6	1,513,651	0	0	0	0	0	0	0	0	0	0
25-Jul-07	2,495	536,469,508	0	0	0	0	0	0	0	0	0	0	0	0

<b>Group 1 ARM</b>														
26-Nov-07	93.59%	92.83%	3.39%	3.61%	1.82%	2.08%	0.04%	0.02%	0.12%	0.13%	1.03%	1.32%	0.00%	0.00%
25-Oct-07	96.14%	95.57%	2.67%	3.01%	0.90%	1.09%	0.00%	0.00%	0.08%	0.05%	0.21%	0.28%	0.00%	0.00%
25-Sep-07	98.29%	98.09%	1.51%	1.65%	0.16%	0.24%	0.00%	0.00%	0.04%	0.03%	0.00%	0.00%	0.00%	0.00%
27-Aug-07	99.76%	99.72%	0.24%	0.28%	0.00%	0.00%	0.00%	0.00%	0.00%	0.00%	0.00%	0.00%	0.00%	0.00%
25-Jul-07	100.00%	100.00%	0.00%	0.00%	0.00%	0.00%	0.00%	0.00%	0.00%	0.00%	0.00%	0.00%	0.00%	0.00%

Delinquency Balances are Exclusive of REO, Foreclosures and Bankruptcies.



**First Franklin Mortgage Loan Trust  
Mortgage Loan Asset-Backed Certificates  
Series 2007-4**

**Distribution Date: 26-Nov-07  
Asset-Backed Facts ~ 15 Month Historical Loan Status Summary Part I (as of Cut-Off)**

Distribution Date	Current		Delinq 1 Month		Delinq 2 Months		Delinq 3+ Months		Bankruptcy		Foreclosure		REO		
	Count	Balance	Count	Balance	Count	Balance	Count	Balance	Count	Balance	Count	Balance	Count	Balance	
<b>Group 2 - Total</b>															
26-Nov-07	4,005	824,447,212	174	44,171,845	73	25,360,275	6	1,900,081	1	123,858	43	20,221,351	0	0	
25-Oct-07	4,149	863,845,989	128	35,182,383	46	18,820,079	3	706,055	1	123,874	7	4,063,286	0	0	
25-Sep-07	4,287	901,713,181	75	27,304,973	6	3,085,238	0	0	1	123,889	1	233,509	0	0	
27-Aug-07	4,383	935,687,021	18	6,170,131	0	0	0	0	0	0	0	0	0	0	
25-Jul-07	4,419	947,979,497	1	88,833	0	0	0	0	0	0	0	0	0	0	

<b>Group 2 - Total</b>															
26-Nov-07	93.10%	89.98%	4.04%	4.82%	1.70%	2.77%	0.14%	0.21%	0.02%	0.01%	1.00%	2.21%	0.00%	0.00%	
25-Oct-07	95.73%	93.62%	2.95%	3.81%	1.06%	2.04%	0.07%	0.08%	0.02%	0.01%	0.16%	0.44%	0.00%	0.00%	
25-Sep-07	98.10%	96.70%	1.72%	2.93%	0.14%	0.33%	0.00%	0.00%	0.02%	0.01%	0.02%	0.03%	0.00%	0.00%	
27-Aug-07	99.59%	99.34%	0.41%	0.66%	0.00%	0.00%	0.00%	0.00%	0.00%	0.00%	0.00%	0.00%	0.00%	0.00%	
25-Jul-07	99.98%	99.99%	0.02%	0.01%	0.00%	0.00%	0.00%	0.00%	0.00%	0.00%	0.00%	0.00%	0.00%	0.00%	

Delinquency Balances are Exclusive of REO, Foreclosures and Bankruptcies.



**First Franklin Mortgage Loan Trust  
Mortgage Loan Asset-Backed Certificates  
Series 2007-4**

**Distribution Date: 26-Nov-07**

**Asset-Backed Facts ~ 15 Month Historical Loan Status Summary Part I (as of Cut-Off)**

Distribution Date	Current		Delinq 1 Month		Delinq 2 Months		Delinq 3+ Months		Bankruptcy		Foreclosure		REO		
	Count	Balance	Count	Balance	Count	Balance	Count	Balance	Count	Balance	Count	Balance	Count	Balance	
<b>Group 2 Fixed</b>															
26-Nov-07	1,129	147,389,644	34	4,274,515	10	1,593,175	1	588,286	0	0	5	992,999	0	0	
25-Oct-07	1,150	150,712,540	29	3,631,322	5	993,109	1	343,000	0	0	0	0	0	0	
25-Sep-07	1,182	154,378,284	9	1,794,976	1	343,000	0	0	0	0	0	0	0	0	
27-Aug-07	1,196	156,844,334	3	499,797	0	0	0	0	0	0	0	0	0	0	
25-Jul-07	1,201	158,318,852	1	88,833	0	0	0	0	0	0	0	0	0	0	

<b>Group 2 Fixed</b>															
Distribution Date	Current Count	Current Balance	Delinq 1 Month Count	Delinq 1 Month Balance	Delinq 2 Months Count	Delinq 2 Months Balance	Delinq 3+ Months Count	Delinq 3+ Months Balance	Bankruptcy Count	Bankruptcy Balance	Foreclosure Count	Foreclosure Balance	REO Count	REO Balance	
26-Nov-07	95.76%	95.19%	2.88%	2.76%	0.85%	1.03%	0.08%	0.38%	0.00%	0.00%	0.42%	0.64%	0.00%	0.00%	
25-Oct-07	97.05%	96.81%	2.45%	2.33%	0.42%	0.64%	0.08%	0.22%	0.00%	0.00%	0.00%	0.00%	0.00%	0.00%	
25-Sep-07	99.16%	98.63%	0.76%	1.15%	0.08%	0.22%	0.00%	0.00%	0.00%	0.00%	0.00%	0.00%	0.00%	0.00%	
27-Aug-07	99.75%	99.68%	0.25%	0.32%	0.00%	0.00%	0.00%	0.00%	0.00%	0.00%	0.00%	0.00%	0.00%	0.00%	
25-Jul-07	99.92%	99.94%	0.08%	0.06%	0.00%	0.00%	0.00%	0.00%	0.00%	0.00%	0.00%	0.00%	0.00%	0.00%	

Delinquency Balances are Exclusive of REO, Foreclosures and Bankruptcies.



**First Franklin Mortgage Loan Trust  
Mortgage Loan Asset-Backed Certificates  
Series 2007-4**

**Distribution Date: 26-Nov-07  
Asset-Backed Facts ~ 15 Month Historical Loan Status Summary Part I (as of Cut-Off)**

Distribution Date	Current		Delinq 1 Month		Delinq 2 Months		Delinq 3+ Months		Bankruptcy		Foreclosure		REO		
	Count	Balance	Count	Balance	Count	Balance	Count	Balance	Count	Balance	Count	Balance	Count	Balance	
<b>Group 2 ARM</b>															
26-Nov-07	2,876	677,057,568	140	39,897,330	63	23,767,100	5	1,311,796	1	123,858	38	19,228,352	0	0	
25-Oct-07	2,999	713,133,449	99	31,551,061	41	17,826,970	2	363,055	1	123,874	7	4,063,286	0	0	
25-Sep-07	3,105	747,334,897	66	25,509,997	5	2,742,238	0	0	1	123,889	1	233,509	0	0	
27-Aug-07	3,187	778,842,687	15	5,670,333	0	0	0	0	0	0	0	0	0	0	
25-Jul-07	3,218	789,660,646	0	0	0	0	0	0	0	0	0	0	0	0	

<b>Group 2 ARM</b>															
Distribution Date	Current %	Delinq 1 Month %	Delinq 2 Months %	Delinq 3+ Months %	Bankruptcy %	Foreclosure %	REO %								
26-Nov-07	92.09%	88.92%	4.48%	5.24%	2.02%	3.12%	0.16%	0.17%	0.03%	0.02%	1.22%	2.53%	0.00%	0.00%	
25-Oct-07	95.24%	92.97%	3.14%	4.11%	1.30%	2.32%	0.06%	0.05%	0.03%	0.02%	0.22%	0.53%	0.00%	0.00%	
25-Sep-07	97.70%	96.31%	2.08%	3.29%	0.16%	0.35%	0.00%	0.00%	0.03%	0.02%	0.03%	0.03%	0.00%	0.00%	
27-Aug-07	99.53%	99.28%	0.47%	0.72%	0.00%	0.00%	0.00%	0.00%	0.00%	0.00%	0.00%	0.00%	0.00%	0.00%	
25-Jul-07	100.00%	100.00%	0.00%	0.00%	0.00%	0.00%	0.00%	0.00%	0.00%	0.00%	0.00%	0.00%	0.00%	0.00%	

Delinquency Balances are Exclusive of REO, Foreclosures and Bankruptcies.



**First Franklin Mortgage Loan Trust  
Mortgage Loan Asset-Backed Certificates  
Series 2007-4**

**Distribution Date: 26-Nov-07  
Asset-Backed Facts ~ 15 Month Historical Loan Status Summary Part II (as of Cut-Off)**

Distribution Date	----- In Foreclosure and Delinquent -----								----- In REO and Delinquent -----								----- In Bankruptcy and Delinquent -----							
	Current #	Current Balance	31-60 Days #	31-60 Days Balance	61-90 Days #	61-90 Days Balance	90 + Days #	90 + Days Balance	Current #	Current Balance	31-60 Days #	31-60 Days Balance	61-90 Days #	61-90 Days Balance	90 + Days #	90 + Days Balance	Current #	Current Balance	31-60 Days #	31-60 Days Balance	61-90 Days #	61-90 Days Balance	90 + Days #	90 + Days Balance
	<b>Total (All Loans)</b>																							
26-Nov-07	0	0	0	0	1	483,822	73	27,654,609	0	0	0	0	0	0	0	0	3	749,260	2	323,317	0	0	1	123,858
25-Oct-07	0	0	0	0	5	1,975,066	9	3,992,594	0	0	0	0	0	0	0	0	3	501,336	1	138,204	1	123,874	0	0
25-Sep-07	0	0	0	0	1	233,509	0	0	0	0	0	0	0	0	0	0	1	189,899	2	262,163	0	0	0	0
27-Aug-07	0	0	0	0	0	0	0	0	0	0	0	0	0	0	0	0	1	189,931	0	0	0	0	0	0
25-Jul-07	0	0	0	0	0	0	0	0	0	0	0	0	0	0	0	0	0	0	0	0	0	0	0	0

<b>Total (All Loans)</b>																							
26-Nov-07	0.00%	0.00%	0.00%	0.00%	0.01%	0.03%	0.99%	1.79%	0.00%	0.00%	0.00%	0.00%	0.00%	0.00%	0.00%	0.04%	0.05%	0.03%	0.02%	0.00%	0.00%	0.01%	0.01%
25-Oct-07	0.00%	0.00%	0.00%	0.00%	0.07%	0.13%	0.12%	0.26%	0.00%	0.00%	0.00%	0.00%	0.00%	0.00%	0.00%	0.04%	0.03%	0.01%	0.01%	0.01%	0.01%	0.00%	0.00%
25-Sep-07	0.00%	0.00%	0.00%	0.00%	0.01%	0.01%	0.00%	0.00%	0.00%	0.00%	0.00%	0.00%	0.00%	0.00%	0.00%	0.01%	0.01%	0.03%	0.02%	0.00%	0.00%	0.00%	0.00%
27-Aug-07	0.00%	0.00%	0.00%	0.00%	0.00%	0.00%	0.00%	0.00%	0.00%	0.00%	0.00%	0.00%	0.00%	0.00%	0.00%	0.01%	0.01%	0.00%	0.00%	0.00%	0.00%	0.00%	0.00%
25-Jul-07	0.00%	0.00%	0.00%	0.00%	0.00%	0.00%	0.00%	0.00%	0.00%	0.00%	0.00%	0.00%	0.00%	0.00%	0.00%	0.00%	0.00%	0.00%	0.00%	0.00%	0.00%	0.00%	0.00%



**First Franklin Mortgage Loan Trust  
Mortgage Loan Asset-Backed Certificates  
Series 2007-4**

**Distribution Date: 26-Nov-07  
Asset-Backed Facts ~ 15 Month Historical Loan Status Summary Part II (as of Cut-Off)**

Distribution Date	----- In Foreclosure and Delinquent -----								----- In REO and Delinquent -----								----- In Bankruptcy and Delinquent -----							
	Current #	Current Balance	31-60 Days #	31-60 Days Balance	61-90 Days #	61-90 Days Balance	90 + Days #	90 + Days Balance	Current #	Current Balance	31-60 Days #	31-60 Days Balance	61-90 Days #	61-90 Days Balance	90 + Days #	90 + Days Balance	Current #	Current Balance	31-60 Days #	31-60 Days Balance	61-90 Days #	61-90 Days Balance	90 + Days #	90 + Days Balance
	<b>Group 1 - Total</b>																							
26-Nov-07	0	0	0	0	0	0	31	7,917,080	0	0	0	0	0	0	0	0	3	749,260	2	323,317	0	0	0	0
25-Oct-07	0	0	0	0	3	655,551	4	1,248,824	0	0	0	0	0	0	0	0	3	501,336	1	138,204	0	0	0	0
25-Sep-07	0	0	0	0	0	0	0	0	0	0	0	0	0	0	0	0	1	189,899	1	138,274	0	0	0	0
27-Aug-07	0	0	0	0	0	0	0	0	0	0	0	0	0	0	0	0	1	189,931	0	0	0	0	0	0
25-Jul-07	0	0	0	0	0	0	0	0	0	0	0	0	0	0	0	0	0	0	0	0	0	0	0	0

	<b>Group 1 - Total</b>																							
26-Nov-07	0.00%	0.00%	0.00%	0.00%	0.00%	0.00%	1.02%	1.26%	0.00%	0.00%	0.00%	0.00%	0.00%	0.00%	0.00%	0.10%	0.12%	0.07%	0.05%	0.00%	0.00%	0.00%	0.00%	
25-Oct-07	0.00%	0.00%	0.00%	0.00%	0.10%	0.10%	0.13%	0.20%	0.00%	0.00%	0.00%	0.00%	0.00%	0.00%	0.00%	0.10%	0.08%	0.03%	0.02%	0.00%	0.00%	0.00%	0.00%	
25-Sep-07	0.00%	0.00%	0.00%	0.00%	0.00%	0.00%	0.00%	0.00%	0.00%	0.00%	0.00%	0.00%	0.00%	0.00%	0.00%	0.03%	0.03%	0.03%	0.02%	0.00%	0.00%	0.00%	0.00%	
27-Aug-07	0.00%	0.00%	0.00%	0.00%	0.00%	0.00%	0.00%	0.00%	0.00%	0.00%	0.00%	0.00%	0.00%	0.00%	0.00%	0.03%	0.03%	0.00%	0.00%	0.00%	0.00%	0.00%	0.00%	
25-Jul-07	0.00%	0.00%	0.00%	0.00%	0.00%	0.00%	0.00%	0.00%	0.00%	0.00%	0.00%	0.00%	0.00%	0.00%	0.00%	0.00%	0.00%	0.00%	0.00%	0.00%	0.00%	0.00%	0.00%	



**First Franklin Mortgage Loan Trust  
Mortgage Loan Asset-Backed Certificates  
Series 2007-4**

**Distribution Date: 26-Nov-07  
Asset-Backed Facts ~ 15 Month Historical Loan Status Summary Part II (as of Cut-Off)**

Distribution Date	----- In Foreclosure and Delinquent -----								----- In REO and Delinquent -----								----- In Bankruptcy and Delinquent -----							
	Current #	Current Balance	31-60 Days #	31-60 Days Balance	61-90 Days #	61-90 Days Balance	90 + Days #	90 + Days Balance	Current #	Current Balance	31-60 Days #	31-60 Days Balance	61-90 Days #	61-90 Days Balance	90 + Days #	90 + Days Balance	Current #	Current Balance	31-60 Days #	31-60 Days Balance	61-90 Days #	61-90 Days Balance	90 + Days #	90 + Days Balance
	<b>Group 1 Fixed</b>																							
26-Nov-07	0	0	0	0	0	0	6	1,082,532	0	0	0	0	0	0	0	0	2	375,418	0	0	0	0	0	0
25-Oct-07	0	0	0	0	2	451,702	0	0	0	0	0	0	0	0	0	0	2	375,504	0	0	0	0	0	0
25-Sep-07	0	0	0	0	0	0	0	0	0	0	0	0	0	0	0	0	1	189,899	0	0	0	0	0	0
27-Aug-07	0	0	0	0	0	0	0	0	0	0	0	0	0	0	0	0	1	189,931	0	0	0	0	0	0
25-Jul-07	0	0	0	0	0	0	0	0	0	0	0	0	0	0	0	0	0	0	0	0	0	0	0	0

	<b>Group 1 Fixed</b>																							
26-Nov-07	0.00%	0.00%	0.00%	0.00%	0.00%	0.00%	0.96%	1.00%	0.00%	0.00%	0.00%	0.00%	0.00%	0.00%	0.00%	0.00%	0.32%	0.35%	0.00%	0.00%	0.00%	0.00%	0.00%	0.00%
25-Oct-07	0.00%	0.00%	0.00%	0.00%	0.32%	0.41%	0.00%	0.00%	0.00%	0.00%	0.00%	0.00%	0.00%	0.00%	0.00%	0.00%	0.32%	0.34%	0.00%	0.00%	0.00%	0.00%	0.00%	0.00%
25-Sep-07	0.00%	0.00%	0.00%	0.00%	0.00%	0.00%	0.00%	0.00%	0.00%	0.00%	0.00%	0.00%	0.00%	0.00%	0.00%	0.00%	0.16%	0.17%	0.00%	0.00%	0.00%	0.00%	0.00%	0.00%
27-Aug-07	0.00%	0.00%	0.00%	0.00%	0.00%	0.00%	0.00%	0.00%	0.00%	0.00%	0.00%	0.00%	0.00%	0.00%	0.00%	0.00%	0.16%	0.17%	0.00%	0.00%	0.00%	0.00%	0.00%	0.00%
25-Jul-07	0.00%	0.00%	0.00%	0.00%	0.00%	0.00%	0.00%	0.00%	0.00%	0.00%	0.00%	0.00%	0.00%	0.00%	0.00%	0.00%	0.00%	0.00%	0.00%	0.00%	0.00%	0.00%	0.00%	0.00%





**First Franklin Mortgage Loan Trust  
Mortgage Loan Asset-Backed Certificates  
Series 2007-4**

**Distribution Date: 26-Nov-07  
Asset-Backed Facts ~ 15 Month Historical Loan Status Summary Part II (as of Cut-Off)**

Distribution Date	----- In Foreclosure and Delinquent -----								----- In REO and Delinquent -----								----- In Bankruptcy and Delinquent -----							
	Current #	Current Balance	31-60 Days #	31-60 Days Balance	61-90 Days #	61-90 Days Balance	90 + Days #	90 + Days Balance	Current #	Current Balance	31-60 Days #	31-60 Days Balance	61-90 Days #	61-90 Days Balance	90 + Days #	90 + Days Balance	Current #	Current Balance	31-60 Days #	31-60 Days Balance	61-90 Days #	61-90 Days Balance	90 + Days #	90 + Days Balance
<b>Group 1 ARM</b>																								
26-Nov-07	0	0	0	0	0	0	25	6,834,548	0	0	0	0	0	0	0	0	1	373,842	2	323,317	0	0	0	0
25-Oct-07	0	0	0	0	1	203,849	4	1,248,824	0	0	0	0	0	0	0	0	1	125,832	1	138,204	0	0	0	0
25-Sep-07	0	0	0	0	0	0	0	0	0	0	0	0	0	0	0	0	0	0	1	138,274	0	0	0	0
27-Aug-07	0	0	0	0	0	0	0	0	0	0	0	0	0	0	0	0	0	0	0	0	0	0	0	0
25-Jul-07	0	0	0	0	0	0	0	0	0	0	0	0	0	0	0	0	0	0	0	0	0	0	0	0

<b>Group 1 ARM</b>																								
26-Nov-07	0.00%	0.00%	0.00%	0.00%	0.00%	0.00%	1.03%	1.32%	0.00%	0.00%	0.00%	0.00%	0.00%	0.00%	0.00%	0.00%	0.04%	0.07%	0.08%	0.06%	0.00%	0.00%	0.00%	0.00%
25-Oct-07	0.00%	0.00%	0.00%	0.00%	0.04%	0.04%	0.16%	0.24%	0.00%	0.00%	0.00%	0.00%	0.00%	0.00%	0.00%	0.00%	0.04%	0.02%	0.04%	0.03%	0.00%	0.00%	0.00%	0.00%
25-Sep-07	0.00%	0.00%	0.00%	0.00%	0.00%	0.00%	0.00%	0.00%	0.00%	0.00%	0.00%	0.00%	0.00%	0.00%	0.00%	0.00%	0.00%	0.00%	0.04%	0.03%	0.00%	0.00%	0.00%	0.00%
27-Aug-07	0.00%	0.00%	0.00%	0.00%	0.00%	0.00%	0.00%	0.00%	0.00%	0.00%	0.00%	0.00%	0.00%	0.00%	0.00%	0.00%	0.00%	0.00%	0.00%	0.00%	0.00%	0.00%	0.00%	0.00%
25-Jul-07	0.00%	0.00%	0.00%	0.00%	0.00%	0.00%	0.00%	0.00%	0.00%	0.00%	0.00%	0.00%	0.00%	0.00%	0.00%	0.00%	0.00%	0.00%	0.00%	0.00%	0.00%	0.00%	0.00%	0.00%



**First Franklin Mortgage Loan Trust  
Mortgage Loan Asset-Backed Certificates  
Series 2007-4**

**Distribution Date: 26-Nov-07  
Asset-Backed Facts ~ 15 Month Historical Loan Status Summary Part II (as of Cut-Off)**

Distribution Date	----- In Foreclosure and Delinquent -----								----- In REO and Delinquent -----								----- In Bankruptcy and Delinquent -----									
	Current #	Current Balance	31-60 Days #	31-60 Days Balance	61-90 Days #	61-90 Days Balance	90 + Days #	90 + Days Balance	Current #	Current Balance	31-60 Days #	31-60 Days Balance	61-90 Days #	61-90 Days Balance	90 + Days #	90 + Days Balance	Current #	Current Balance	31-60 Days #	31-60 Days Balance	61-90 Days #	61-90 Days Balance	90 + Days #	90 + Days Balance		
<b>Group 2 - Total</b>																										
26-Nov-07	0	0	0	0	1	483,822	42	19,737,529	0	0	0	0	0	0	0	0	0	0	0	0	0	0	0	0	1	123,858
25-Oct-07	0	0	0	0	2	1,319,516	5	2,743,770	0	0	0	0	0	0	0	0	0	0	0	0	1	123,874	0	0	0	0
25-Sep-07	0	0	0	0	1	233,509	0	0	0	0	0	0	0	0	0	0	0	0	1	123,889	0	0	0	0	0	0
27-Aug-07	0	0	0	0	0	0	0	0	0	0	0	0	0	0	0	0	0	0	0	0	0	0	0	0	0	0
25-Jul-07	0	0	0	0	0	0	0	0	0	0	0	0	0	0	0	0	0	0	0	0	0	0	0	0	0	0

<b>Group 2 - Total</b>																									
26-Nov-07	0.00%	0.00%	0.00%	0.00%	0.02%	0.05%	0.98%	2.15%	0.00%	0.00%	0.00%	0.00%	0.00%	0.00%	0.00%	0.00%	0.00%	0.00%	0.00%	0.00%	0.00%	0.00%	0.00%	0.02%	0.01%
25-Oct-07	0.00%	0.00%	0.00%	0.00%	0.05%	0.14%	0.12%	0.30%	0.00%	0.00%	0.00%	0.00%	0.00%	0.00%	0.00%	0.00%	0.00%	0.00%	0.00%	0.00%	0.02%	0.01%	0.00%	0.00%	0.00%
25-Sep-07	0.00%	0.00%	0.00%	0.00%	0.02%	0.03%	0.00%	0.00%	0.00%	0.00%	0.00%	0.00%	0.00%	0.00%	0.00%	0.00%	0.00%	0.00%	0.02%	0.01%	0.00%	0.00%	0.00%	0.00%	0.00%
27-Aug-07	0.00%	0.00%	0.00%	0.00%	0.00%	0.00%	0.00%	0.00%	0.00%	0.00%	0.00%	0.00%	0.00%	0.00%	0.00%	0.00%	0.00%	0.00%	0.00%	0.00%	0.00%	0.00%	0.00%	0.00%	0.00%
25-Jul-07	0.00%	0.00%	0.00%	0.00%	0.00%	0.00%	0.00%	0.00%	0.00%	0.00%	0.00%	0.00%	0.00%	0.00%	0.00%	0.00%	0.00%	0.00%	0.00%	0.00%	0.00%	0.00%	0.00%	0.00%	0.00%



**First Franklin Mortgage Loan Trust  
Mortgage Loan Asset-Backed Certificates  
Series 2007-4**

**Distribution Date: 26-Nov-07  
Asset-Backed Facts ~ 15 Month Historical Loan Status Summary Part II (as of Cut-Off)**

Distribution Date	----- In Foreclosure and Delinquent -----								----- In REO and Delinquent -----								----- In Bankruptcy and Delinquent -----								
	Current #	Current Balance	31-60 Days #	31-60 Days Balance	61-90 Days #	61-90 Days Balance	90 + Days #	90 + Days Balance	Current #	Current Balance	31-60 Days #	31-60 Days Balance	61-90 Days #	61-90 Days Balance	90 + Days #	90 + Days Balance	Current #	Current Balance	31-60 Days #	31-60 Days Balance	61-90 Days #	61-90 Days Balance	90 + Days #	90 + Days Balance	
	<b>Group 2 Fixed</b>																								
26-Nov-07	0	0	0	0	0	0	5	992,999	0	0	0	0	0	0	0	0	0	0	0	0	0	0	0	0	0
25-Oct-07	0	0	0	0	0	0	0	0	0	0	0	0	0	0	0	0	0	0	0	0	0	0	0	0	0
25-Sep-07	0	0	0	0	0	0	0	0	0	0	0	0	0	0	0	0	0	0	0	0	0	0	0	0	0
27-Aug-07	0	0	0	0	0	0	0	0	0	0	0	0	0	0	0	0	0	0	0	0	0	0	0	0	0
25-Jul-07	0	0	0	0	0	0	0	0	0	0	0	0	0	0	0	0	0	0	0	0	0	0	0	0	0

<b>Group 2 Fixed</b>																								
26-Nov-07	0.00%	0.00%	0.00%	0.00%	0.00%	0.00%	0.42%	0.64%	0.00%	0.00%	0.00%	0.00%	0.00%	0.00%	0.00%	0.00%	0.00%	0.00%	0.00%	0.00%	0.00%	0.00%	0.00%	0.00%
25-Oct-07	0.00%	0.00%	0.00%	0.00%	0.00%	0.00%	0.00%	0.00%	0.00%	0.00%	0.00%	0.00%	0.00%	0.00%	0.00%	0.00%	0.00%	0.00%	0.00%	0.00%	0.00%	0.00%	0.00%	0.00%
25-Sep-07	0.00%	0.00%	0.00%	0.00%	0.00%	0.00%	0.00%	0.00%	0.00%	0.00%	0.00%	0.00%	0.00%	0.00%	0.00%	0.00%	0.00%	0.00%	0.00%	0.00%	0.00%	0.00%	0.00%	0.00%
27-Aug-07	0.00%	0.00%	0.00%	0.00%	0.00%	0.00%	0.00%	0.00%	0.00%	0.00%	0.00%	0.00%	0.00%	0.00%	0.00%	0.00%	0.00%	0.00%	0.00%	0.00%	0.00%	0.00%	0.00%	0.00%
25-Jul-07	0.00%	0.00%	0.00%	0.00%	0.00%	0.00%	0.00%	0.00%	0.00%	0.00%	0.00%	0.00%	0.00%	0.00%	0.00%	0.00%	0.00%	0.00%	0.00%	0.00%	0.00%	0.00%	0.00%	0.00%



**First Franklin Mortgage Loan Trust  
Mortgage Loan Asset-Backed Certificates  
Series 2007-4**

**Distribution Date: 26-Nov-07  
Asset-Backed Facts ~ 15 Month Historical Loan Status Summary Part II (as of Cut-Off)**

Distribution Date	----- In Foreclosure and Delinquent -----								----- In REO and Delinquent -----								----- In Bankruptcy and Delinquent -----									
	Current #	Current Balance	31-60 Days #	31-60 Days Balance	61-90 Days #	61-90 Days Balance	90 + Days #	90 + Days Balance	Current #	Current Balance	31-60 Days #	31-60 Days Balance	61-90 Days #	61-90 Days Balance	90 + Days #	90 + Days Balance	Current #	Current Balance	31-60 Days #	31-60 Days Balance	61-90 Days #	61-90 Days Balance	90 + Days #	90 + Days Balance		
	<b>Group 2 ARM</b>																									
26-Nov-07	0	0	0	0	1	483,822	37	18,744,530	0	0	0	0	0	0	0	0	0	0	0	0	0	0	0	0	1	123,858
25-Oct-07	0	0	0	0	2	1,319,516	5	2,743,770	0	0	0	0	0	0	0	0	0	0	0	0	0	0	1	123,874	0	0
25-Sep-07	0	0	0	0	1	233,509	0	0	0	0	0	0	0	0	0	0	0	0	1	123,889	0	0	0	0	0	0
27-Aug-07	0	0	0	0	0	0	0	0	0	0	0	0	0	0	0	0	0	0	0	0	0	0	0	0	0	0
25-Jul-07	0	0	0	0	0	0	0	0	0	0	0	0	0	0	0	0	0	0	0	0	0	0	0	0	0	0

	<b>Group 2 ARM</b>																									
26-Nov-07	0.00%	0.00%	0.00%	0.00%	0.03%	0.06%	1.18%	2.46%	0.00%	0.00%	0.00%	0.00%	0.00%	0.00%	0.00%	0.00%	0.00%	0.00%	0.00%	0.00%	0.00%	0.00%	0.00%	0.00%	0.03%	0.02%
25-Oct-07	0.00%	0.00%	0.00%	0.00%	0.06%	0.17%	0.16%	0.36%	0.00%	0.00%	0.00%	0.00%	0.00%	0.00%	0.00%	0.00%	0.00%	0.00%	0.00%	0.00%	0.00%	0.00%	0.03%	0.02%	0.00%	0.00%
25-Sep-07	0.00%	0.00%	0.00%	0.00%	0.03%	0.03%	0.00%	0.00%	0.00%	0.00%	0.00%	0.00%	0.00%	0.00%	0.00%	0.00%	0.00%	0.00%	0.03%	0.02%	0.00%	0.00%	0.00%	0.00%	0.00%	0.00%
27-Aug-07	0.00%	0.00%	0.00%	0.00%	0.00%	0.00%	0.00%	0.00%	0.00%	0.00%	0.00%	0.00%	0.00%	0.00%	0.00%	0.00%	0.00%	0.00%	0.00%	0.00%	0.00%	0.00%	0.00%	0.00%	0.00%	0.00%
25-Jul-07	0.00%	0.00%	0.00%	0.00%	0.00%	0.00%	0.00%	0.00%	0.00%	0.00%	0.00%	0.00%	0.00%	0.00%	0.00%	0.00%	0.00%	0.00%	0.00%	0.00%	0.00%	0.00%	0.00%	0.00%	0.00%	0.00%



**First Franklin Mortgage Loan Trust  
Mortgage Loan Asset-Backed Certificates  
Series 2007-4**

***Distribution Date: 26-Nov-07  
Asset-Backed Facts ~ 15 Month Historical Payoff/Loss Summary***

Distribution Date	Ending Pool		Payoffs		Insurance	Substitution	Liquidation	Realized Losses		Remaining Term	Curr Weighted Avg.	
	#	Balance	#	Balance	Proceeds	Proceeds	Proceeds	#	Amount	Life	Coupon	Remit
<b>Total (All Loans)</b>												
26-Nov-07	7,343	1,543,932,261	49	10,063,096	0.00	0.00	0.00	0	0	354	8.74%	8.24%
25-Oct-07	7,392	1,554,546,430	60	14,692,322	0.00	0.00	0.00	0	0	355	8.75%	8.25%
25-Sep-07	7,452	1,569,880,412	57	14,615,925	0.00	0.00	0.00	0	0	356	8.75%	8.25%
27-Aug-07	7,509	1,585,038,737	39	9,895,519	0.00	0.00	0.00	0	0	357	8.76%	8.26%
25-Jul-07	7,548	1,595,434,207	19	4,059,268	0.00	0.00	0.00	0	0	358	8.76%	8.26%

<b>Group 1 Fixed</b>												
26-Nov-07	622	108,524,570	2	642,109	0.00	0.00	0.00	0	0	351	8.75%	8.25%
25-Oct-07	624	109,223,028	2	253,788	0.00	0.00	0.00	0	0	351	8.75%	8.25%
25-Sep-07	626	109,534,074	5	1,017,050	0.00	0.00	0.00	0	0	352	8.76%	8.26%
27-Aug-07	631	110,609,168	2	229,287	0.00	0.00	0.00	0	0	353	8.76%	8.26%
25-Jul-07	633	110,896,369	0	0	0.00	0.00	0.00	0	0	355	8.76%	8.26%



**First Franklin Mortgage Loan Trust  
Mortgage Loan Asset-Backed Certificates  
Series 2007-4**

***Distribution Date: 26-Nov-07  
Asset-Backed Facts ~ 15 Month Historical Payoff/Loss Summary***

Distribution Date	Ending Pool		Payoffs		Insurance	Substitution	Liquidation	Realized Losses		Remaining Term	Curr Weighted Avg.	
	#	Balance	#	Balance	Proceeds	Proceeds	Proceeds	#	Amount	Life	Coupon	Remit
<b>Group 1 ARM</b>												
26-Nov-07	2,419	519,183,069	15	3,239,409	0.00	0.00	0.00	0	0	354	8.67%	8.17%
25-Oct-07	2,434	522,581,737	22	5,003,414	0.00	0.00	0.00	0	0	355	8.68%	8.18%
25-Sep-07	2,456	527,885,549	21	4,501,286	0.00	0.00	0.00	0	0	356	8.68%	8.18%
27-Aug-07	2,477	532,572,417	18	3,737,268	0.00	0.00	0.00	0	0	357	8.69%	8.19%
25-Jul-07	2,495	536,469,508	6	1,197,693	0.00	0.00	0.00	0	0	358	8.69%	8.19%
<b>Group 2 Fixed</b>												
26-Nov-07	1,179	154,838,618	6	706,080	0.00	0.00	0.00	0	0	350	9.16%	8.66%
25-Oct-07	1,185	155,679,971	7	749,515	0.00	0.00	0.00	0	0	351	9.16%	8.66%
25-Sep-07	1,192	156,516,260	7	740,784	0.00	0.00	0.00	0	0	352	9.16%	8.66%
27-Aug-07	1,199	157,344,131	3	982,727	0.00	0.00	0.00	0	0	353	9.16%	8.66%
25-Jul-07	1,202	158,407,684	1	50,895	0.00	0.00	0.00	0	0	354	9.16%	8.66%



**First Franklin Mortgage Loan Trust  
Mortgage Loan Asset-Backed Certificates  
Series 2007-4**

***Distribution Date: 26-Nov-07  
Asset-Backed Facts ~ 15 Month Historical Payoff/Loss Summary***

Distribution Date	Ending Pool		Payoffs		Insurance	Substitution	Liquidation	Realized Losses		Remaining Term	Curr Weighted Avg.	
	#	Balance	#	Balance	Proceeds	Proceeds	Proceeds	#	Amount	Life	Coupon	Remit
<b>Group 2 ARM</b>												
26-Nov-07	3,123	761,386,004	26	5,475,498	0.00	0.00	0.00	0	0	354	8.70%	8.20%
25-Oct-07	3,149	767,061,694	29	8,685,604	0.00	0.00	0.00	0	0	355	8.72%	8.22%
25-Sep-07	3,178	775,944,530	24	8,356,806	0.00	0.00	0.00	0	0	356	8.72%	8.22%
27-Aug-07	3,202	784,513,021	16	4,946,239	0.00	0.00	0.00	0	0	357	8.72%	8.22%
25-Jul-07	3,218	789,660,646	12	2,810,679	0.00	0.00	0.00	0	0	358	8.72%	8.22%



**First Franklin Mortgage Loan Trust  
Mortgage Loan Asset-Backed Certificates  
Series 2007-4**

***Distribution Date: 26-Nov-07  
Prepayment Premium Loan Detail for Current Period***

---

Disclosure Control #	Original Principal Balance	Beginning Principal Balance	Payoff Amount	Current Gross Rate	Prepayment Premium
4001432536	169,000.00	168,795.77	168,795.77	7.85%	2,208.60
4001367009	555,000.00	554,282.48	554,282.48	8.40%	18,628.78
4001425253	100,000.00	99,755.10	99,755.10	8.50%	3,393.78
4001411269	168,150.00	167,678.98	167,678.98	8.95%	6,002.91
4001393665	66,400.00	66,349.06	66,349.06	9.40%	1,990.86
4001392090	90,250.00	90,167.65	90,167.65	9.60%	3,462.44
4001314349	141,300.00	141,260.50	141,260.50	9.55%	4,237.82
Current Total	1,290,100.00	1,288,289.54	1,288,289.54		39,925.19
Cumulative Total	7,362,160.00	7,356,198.79	7,356,198.79		195,596.37

---

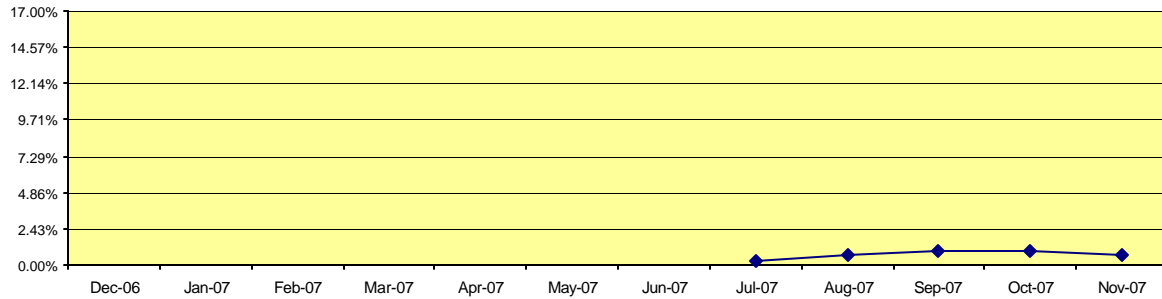


**First Franklin Mortgage Loan Trust  
Mortgage Loan Asset-Backed Certificates  
Series 2007-4**

**Distribution Date: 26-Nov-07  
Prepayment Summary  
Total (All Loans)**

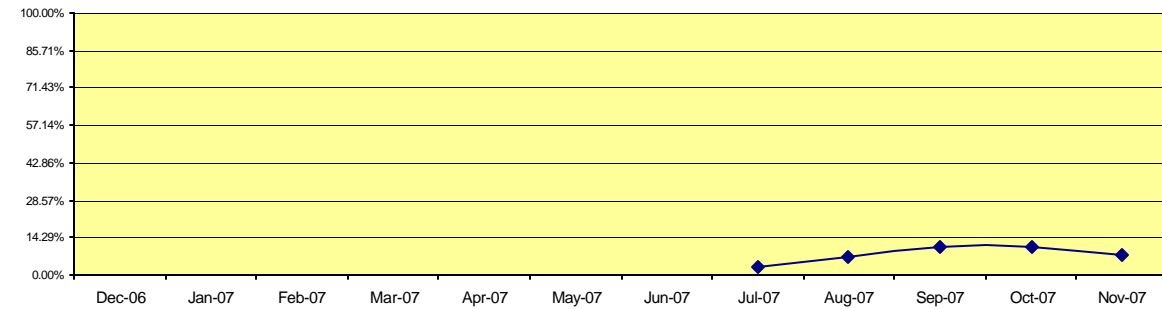
**SMM (Single Monthly Mortality)**

<b>Total</b>	17.00%
Current Period	0.65%
3-Month Average	0.84%
6-Month Average	0.68%
12-Month Average	0.68%
Average Since Cut-Off	0.68%



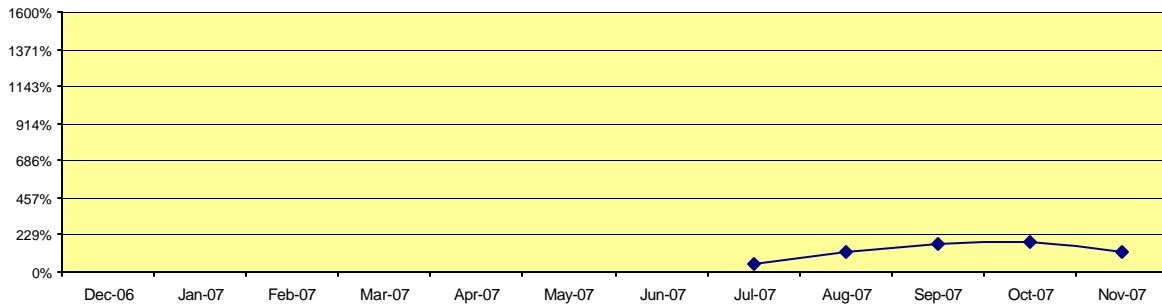
**CPR (Conditional Prepayment Rate)**

<b>Total</b>	7.57%
Current Period	7.57%
3-Month Average	9.65%
6-Month Average	7.85%
12-Month Average	7.85%
Average Since Cut-Off	7.85%



**PSA (Public Securities Association)**

<b>Total</b>	126%
Current Period	126%
3-Month Average	161%
6-Month Average	131%
12-Month Average	131%
Average Since Cut-Off	131%



SMM	Single Monthly Mortality	(Partial and Full Prepayments + Repurchases + Curtailments + Liquidations + Other Prin Proceeds) / (Beginning Collateral Bal - Scheduled Prin)
CPR	Conditional Prepayment Rate	1 - (1 - SMM)^12
PSA	Public Securities Association	100 * CPR / (0.2 * MIN(30,WAS))
WAS	Weighted Average Seasoning	(Original Term - Remaining Term) * (Current Scheduled Balance / Deal Scheduled Principal Balance)



**First Franklin Mortgage Loan Trust  
Mortgage Loan Asset-Backed Certificates  
Series 2007-4**

***Distribution Date: 26-Nov-07***  
***Historical Collateral Level REO Report***  
**Total (All Loans)**

---

Disclosure Control #	REO Date	City	State	Property Type	Actual Balance	Scheduled Balance	Recent Appraisal Value	Appraisal Date	Appraisal Reduction Amount	Date Liquidated	Liquidation Proceeds	Liquidation Expenses	Realized Loss
<i>No Historical REO Reported</i>													
Total					0.00	0.00	0.00		0.00		0.00	0.00	0.00



**First Franklin Mortgage Loan Trust  
Mortgage Loan Asset-Backed Certificates  
Series 2007-4**

***Distribution Date: 26-Nov-07  
Historical Collateral Level REO Report  
Group 1***

---

Disclosure Control #	REO Date	City	State	Property Type	Actual Balance	Scheduled Balance	Recent Appraisal Value	Appraisal Date	Appraisal Reduction Amount	Date Liquidated	Liquidation Proceeds	Liquidation Expenses	Realized Loss
<b><i>No Historical REO Reported</i></b>													
Total					0.00	0.00	0.00		0.00		0.00	0.00	0.00



**First Franklin Mortgage Loan Trust  
Mortgage Loan Asset-Backed Certificates  
Series 2007-4**

***Distribution Date: 26-Nov-07  
Historical Collateral Level REO Report  
Group 2***

---

Disclosure Control #	REO Date	City	State	Property Type	Actual Balance	Scheduled Balance	Recent Appraisal Value	Appraisal Date	Appraisal Reduction Amount	Date Liquidated	Liquidation Proceeds	Liquidation Expenses	Realized Loss
<b><i>No Historical REO Reported</i></b>													
Total					0.00	0.00	0.00		0.00		0.00	0.00	0.00

---



**First Franklin Mortgage Loan Trust  
Mortgage Loan Asset-Backed Certificates  
Series 2007-4**

**Distribution Date: 26-Nov-07  
Mortgage Loan Characteristics Part I  
Total (All Loans)**

**Distribution by Current Ending Principal Balance**

Min	Max	Count	% of Total	Balance	% of Total
33,000	to 77,000	728	9.91%	45,756,773	2.96%
77,000	to 95,000	626	8.53%	53,929,488	3.49%
95,000	to 113,000	652	8.88%	68,041,256	4.41%
113,000	to 131,000	594	8.09%	72,543,110	4.70%
131,000	to 149,000	583	7.94%	81,653,986	5.29%
149,000	to 165,000	484	6.59%	75,816,725	4.91%
165,000	to 215,000	1,142	15.55%	214,526,439	13.89%
215,000	to 265,000	758	10.32%	180,427,622	11.69%
265,000	to 315,000	489	6.66%	141,208,590	9.15%
315,000	to 365,000	334	4.55%	113,320,338	7.34%
365,000	to 413,000	220	3.00%	85,425,579	5.53%
413,000	to 1,279,000	733	9.98%	411,282,354	26.64%
		<b>7,343</b>	<b>100.00%</b>	<b>1,543,932,261</b>	<b>100.00%</b>

**Distribution by Cut-off Principal Balance**

Min	Max	Count	% of Total	Balance	% of Total
33,000	to 78,000	760	10.04%	48,062,077	3.00%
78,000	to 96,000	667	8.81%	58,032,358	3.63%
96,000	to 114,000	661	8.74%	69,734,800	4.36%
114,000	to 132,000	623	8.23%	76,927,475	4.81%
132,000	to 150,000	588	7.77%	83,159,783	5.20%
150,000	to 166,000	479	6.33%	75,561,716	4.72%
166,000	to 216,000	1,182	15.62%	223,532,768	13.97%
216,000	to 266,000	771	10.19%	184,814,950	11.55%
266,000	to 316,000	494	6.53%	143,212,110	8.95%
316,000	to 366,000	350	4.63%	119,200,649	7.45%
366,000	to 416,000	233	3.08%	91,048,056	5.69%
416,000	to 1,279,000	759	10.03%	426,713,283	26.67%
		<b>7,567</b>	<b>100.00%</b>	<b>1,600,000,024</b>	<b>100.00%</b>

**Distribution by Current Mortgage Rate**

Min	Max	Count	% of Total	Balance	% of Total
5.25%	to 7.50%	743	10.12%	201,456,074	13.05%
7.50%	to 7.77%	366	4.98%	88,999,572	5.76%
7.77%	to 8.03%	581	7.91%	147,413,413	9.55%
8.03%	to 8.30%	446	6.07%	102,955,237	6.67%
8.30%	to 8.56%	698	9.51%	165,783,688	10.74%
8.56%	to 8.90%	941	12.81%	197,169,095	12.77%
8.90%	to 9.19%	581	7.91%	121,066,870	7.84%
9.19%	to 9.48%	673	9.17%	129,444,211	8.38%
9.48%	to 9.78%	726	9.89%	134,303,917	8.70%
9.78%	to 10.08%	566	7.71%	99,409,469	6.44%
10.08%	to 10.39%	282	3.84%	48,154,209	3.12%
10.39%	to 13.41%	740	10.08%	107,776,507	6.98%
		<b>7,343</b>	<b>100.00%</b>	<b>1,543,932,261</b>	<b>100.00%</b>

**Distribution by Original Mortgage Rate**

Min	Max	Count	% of Total	Balance	% of Total
5.25%	to 7.55%	755	9.98%	204,372,371	12.77%
7.55%	to 7.81%	464	6.13%	116,967,731	7.31%
7.81%	to 8.08%	583	7.70%	143,672,474	8.98%
8.08%	to 8.34%	481	6.36%	112,420,403	7.03%
8.34%	to 8.61%	729	9.63%	171,076,527	10.69%
8.61%	to 8.90%	859	11.35%	180,589,206	11.29%
8.90%	to 9.19%	596	7.88%	123,920,430	7.75%
9.19%	to 9.48%	688	9.09%	133,174,039	8.32%
9.48%	to 9.78%	753	9.95%	140,195,625	8.76%
9.78%	to 10.08%	581	7.68%	103,570,109	6.47%
10.08%	to 10.39%	295	3.90%	50,912,031	3.18%
10.39%	to 13.41%	783	10.35%	119,129,079	7.45%
		<b>7,567</b>	<b>100.00%</b>	<b>1,600,000,024</b>	<b>100.00%</b>



**First Franklin Mortgage Loan Trust  
Mortgage Loan Asset-Backed Certificates  
Series 2007-4**

***Distribution Date: 26-Nov-07  
Mortgage Loan Characteristics Part II  
Total (All Loans)***

**Distribution by Product Characteristics (Current)**

Product Type	# of Loans	Ending Balance	% of Balance	WAMM	WAC
Adjustable	5,542	1,280,569,073	82.94%	354.46	8.69%
Fixed 1st Lien	1,801	263,363,188	17.06%	350.60	8.99%
<b>Total</b>	<b>7,343</b>	<b>1,543,932,261</b>	<b>100.00%</b>		

**Distribution by Product Characteristics (Cut-off)**

Product Type	# of Loans	Original Principal Balance	% of Balance	WAMM	WAC
Adjustable	5,731	1,330,493,346	83.16%	360.00	8.71%
Fixed 1st Lien	1,836	269,506,678	16.84%	356.04	9.00%
<b>Total</b>	<b>7,567</b>	<b>1,600,000,024</b>	<b>100.00%</b>		

**Distribution by Property Types (Current)**

Property Type	# of Loans	Ending Balance	% of Balance	WAMM	WAC
SF Unattached Dwelling	5,536	1,094,665,579	70.90%	353.76	8.77%
PUD	1,085	281,262,998	18.22%	353.94	8.70%
Multifamily	366	95,934,001	6.21%	354.39	8.55%
Condo - Low Facility	322	61,484,065	3.98%	352.96	8.79%
Condo - High Facility	34	10,585,618	0.69%	354.09	8.50%
<b>Total</b>	<b>7,343</b>	<b>1,543,932,261</b>	<b>100.00%</b>		

**Distribution by Property Types (Cut-off)**

Property Type	# of Loans	Ending Balance	% of Balance	WAMM	WAC
SF Unattached Dwelling	5,709	1,134,639,062	70.91%	359.27	8.78%
PUD	1,107	288,321,644	18.02%	359.48	8.71%
Multifamily	380	101,555,177	6.35%	360.00	8.61%
Condo - Low Facility	337	64,882,337	4.06%	358.68	8.81%
Condo - High Facility	34	10,601,804	0.66%	360.00	8.50%
<b>Total</b>	<b>7,567</b>	<b>1,600,000,024</b>	<b>100.00%</b>		



**First Franklin Mortgage Loan Trust  
Mortgage Loan Asset-Backed Certificates  
Series 2007-4**

***Distribution Date: 26-Nov-07  
Mortgage Loan Characteristics Part II  
Total (All Loans)***

**Distribution by Occupancy Type (Current)**

Occupancy Type	# of Loans	Ending Balance	% of Balance	WAMM	WAC
Owner Occupied - Primary Residence	6,885	1,470,372,788	95.24%	353.87	8.75%
Non-Owner Occupied	416	63,929,597	4.14%	353.12	8.43%
Owner Occupied - Secondary Residence	42	9,629,876	0.62%	348.89	8.81%

**Distribution by Occupancy Type (Cut-off)**

Occupancy Type	# of Loans	Ending Balance	% of Balance	WAMM	WAC
Owner Occupied - Primary Residence	7,085	1,522,219,612	95.14%	359.40	8.77%
Non-Owner Occupied	440	68,131,016	4.26%	358.55	8.43%
Owner Occupied - Secondary Residence	42	9,649,396	0.60%	354.70	8.81%

Total 7,343 1,543,932,261 100.00%

Total 7,567 1,600,000,024 100.00%

**Distribution by Loan Purpose (Current)**

Loan Purpose	# of Loans	Ending Balance	% of Balance	WAMM	WAC
Purchase	3,592	750,394,362	48.60%	354.27	8.89%
Refinance/Equity Takeout	3,149	678,253,737	43.93%	353.45	8.61%
Refinance/No Cash Out	602	115,284,162	7.47%	352.83	8.50%

**Distribution by Loan Purpose (Cut-off)**

Loan Purpose	# of Loans	Ending Balance	% of Balance	WAMM	WAC
Purchase	3,701	775,086,368	48.44%	359.81	8.91%
Refinance/Equity Takeout	3,247	704,226,421	44.01%	358.94	8.63%
Refinance/No Cash Out	619	120,687,236	7.54%	358.57	8.51%

Total 7,343 1,543,932,261 100.00%

Total 7,567 1,600,000,024 100.00%



**First Franklin Mortgage Loan Trust  
Mortgage Loan Asset-Backed Certificates  
Series 2007-4**

***Distribution Date: 26-Nov-07  
Mortgage Loan Characteristics Part II  
Total (All Loans)***

---

**Distribution by Originator Concentration > 10% (Current)**

Originator	# of Loans	Ending Balance	% of Balance	WAMM	WAC
First Franklin Financial Corp	7,343	1,543,932,261	100.00%	353.80	8.74%

**Distribution by Originator Concentration > 10% (Cut-off)**

Originator	# of Loans	Ending Balance	% of Balance	WAMM	WAC
First Franklin Financial Corp	7,567	1,600,000,024	100.00%	359.33	8.76%



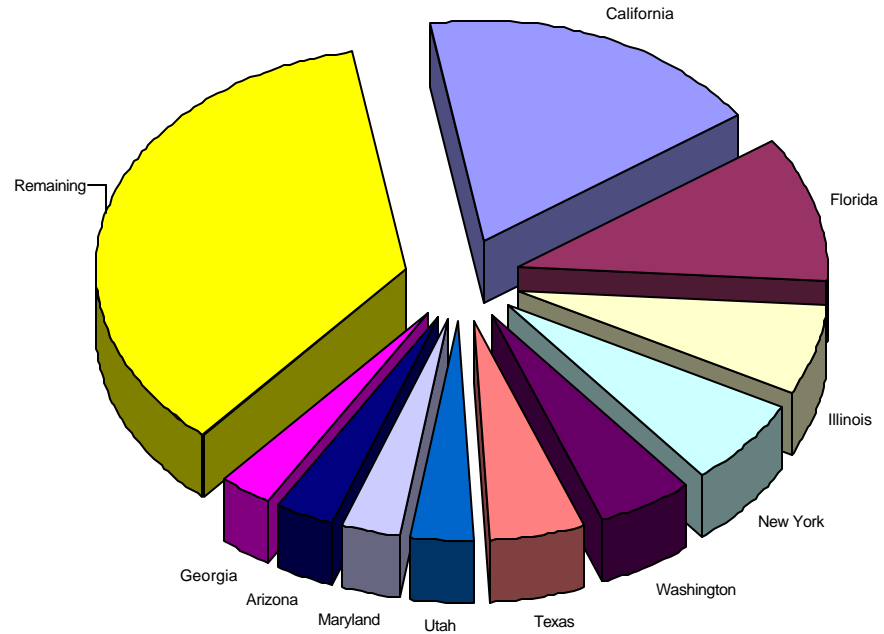
**First Franklin Mortgage Loan Trust  
Mortgage Loan Asset-Backed Certificates  
Series 2007-4**

**Distribution Date: 26-Nov-07  
Geographic Concentration  
Total (All Loans)**

**Top 10 Current State Concentration**

Geographic Distribution	# of Loans	Balance <sup>(1)</sup>	% of Balance	WAMM	WAC
California	691	277,288,366	17.96%	354	8.08%
Florida	761	170,135,440	11.02%	354	8.59%
Illinois	478	100,976,133	6.54%	354	9.05%
New York	350	97,692,672	6.33%	354	8.74%
Washington	301	77,375,713	5.01%	354	8.48%
Texas	543	76,909,267	4.98%	350	9.06%
Utah	263	53,919,599	3.49%	354	8.52%
Maryland	151	46,988,970	3.04%	354	8.89%
Arizona	226	45,821,022	2.97%	354	8.58%
Georgia	253	45,377,339	2.94%	354	9.35%
Remaining	3,326	551,447,738	35.72%	354	9.02%

**Top 10 Current State Concentration**



**Top 10 Original State Concentration**

Geographic Distribution	# of Loans	Balance <sup>(1)</sup>	% of Balance	WAMM	WAC
California	714	287,107,104	17.94%	360	8.11%
Florida	771	172,430,042	10.78%	359	8.59%
Illinois	506	109,544,900	6.85%	360	9.07%
New York	362	102,169,189	6.39%	359	8.79%
Washington	307	78,942,151	4.93%	360	8.48%
Texas	548	77,992,426	4.87%	356	9.06%
Utah	267	54,493,242	3.41%	360	8.52%
Maryland	155	48,077,380	3.00%	360	8.89%
New Jersey	164	48,068,458	3.00%	359	8.94%
Arizona	231	47,657,534	2.98%	359	8.64%
Remaining	3,542	573,517,598	35.84%	359	9.07%

<sup>(1)</sup> Based on Current Period Ending Principal Balance



**First Franklin Mortgage Loan Trust**  
**Mortgage Loan Asset-Backed Certificates**  
**Series 2007-4**

***Distribution Date: 26-Nov-07***  
***Current Period Realized Loss Detail***  
***Total (All Loans)***

---

Disclosure Control #	Original Liquidation Balance	Net Liquidation Proceeds	Loss-Certs Non-adjusted	Subsequent Recov/(Exp)	Loss-Certs Adjusted	Loss Severity	Loan-to-Value	FICO	Lien Position	Liq Type	Occ Type
<b><i>No Realized Losses Reported for the Current Period</i></b>											
Current Total	0.00	0.00	0.00	0.00	0.00						
Cumulative	0.00	0.00	0.00	0.00	0.00						

**Liq. Type Code - Legend**

BK Discharged  
 Charge-off  
 Foreclosure  
 Retain Lien  
 Loan Sale

B Paid in Full  
 C REO  
 F Short Sale  
 L Third Party  
 O Settled

**Occ Type Code - Legend**

P Primary 1  
 R Secondary 2  
 S Investment 3  
 T  
 X



**First Franklin Mortgage Loan Trust**  
**Mortgage Loan Asset-Backed Certificates**  
**Series 2007-4**

**Distribution Date: 26-Nov-07**  
**Historical Realized Loss Summary**  
**Total (All Loans)**

Distribution Date	----- Current Realized Loss -----				----- Previous Liquidations/Payoffs -----						Realized Loss Adjusted	Cumulative Realized Loss
	Beginning Scheduled Balance	Net Liquidation Proceeds	Realized Loss	Loan Count	Claims on Prior Liquidations		Recovery on Prior Liquidations		(Claims)/Recoveries on Prior Payoffs			
					Amount	Count	Amount	Count	Amount	Count		
26-Nov-07	0.00	0.00	0.00	0	0.00	0	0.00	0	0.00	0	0.00	0.00
25-Oct-07	0.00	0.00	0.00	0	0.00	0	0.00	0	0.00	0	0.00	0.00
25-Sep-07	0.00	0.00	0.00	0	0.00	0	0.00	0	0.00	0	0.00	0.00
27-Aug-07	0.00	0.00	0.00	0	0.00	0	0.00	0	0.00	0	0.00	0.00
25-Jul-07	0.00	0.00	0.00	0	0.00	0	0.00	0	0.00	0	0.00	0.00
<b>Total</b>	0.00	0.00	0.00	0	0.00	0	0.00	0	0.00	0	0.00	



**First Franklin Mortgage Loan Trust**  
**Mortgage Loan Asset-Backed Certificates**  
**Series 2007-4**

***Distribution Date: 26-Nov-07***  
***Historical Realized Loss Summary***  
***Group 1***

Distribution Date	----- Current Realized Loss -----				----- Previous Liquidations/Payoffs -----						Realized Loss Adjusted	Cumulative Realized Loss
	Beginning Scheduled Balance	Net Liquidation Proceeds	Realized Loss	Loan Count	Claims on Prior Liquidations		Recovery on Prior Liquidations		(Claims)/Recoveries on Prior Payoffs			
					Amount	Count	Amount	Count	Amount	Count		
26-Nov-07	0.00	0.00	0.00	0	0.00	0	0.00	0	0.00	0	0.00	0.00
25-Oct-07	0.00	0.00	0.00	0	0.00	0	0.00	0	0.00	0	0.00	0.00
25-Sep-07	0.00	0.00	0.00	0	0.00	0	0.00	0	0.00	0	0.00	0.00
27-Aug-07	0.00	0.00	0.00	0	0.00	0	0.00	0	0.00	0	0.00	0.00
25-Jul-07	0.00	0.00	0.00	0	0.00	0	0.00	0	0.00	0	0.00	0.00
<b>Total</b>	0.00	0.00	0.00	0	0.00	0	0.00	0	0.00	0	0.00	



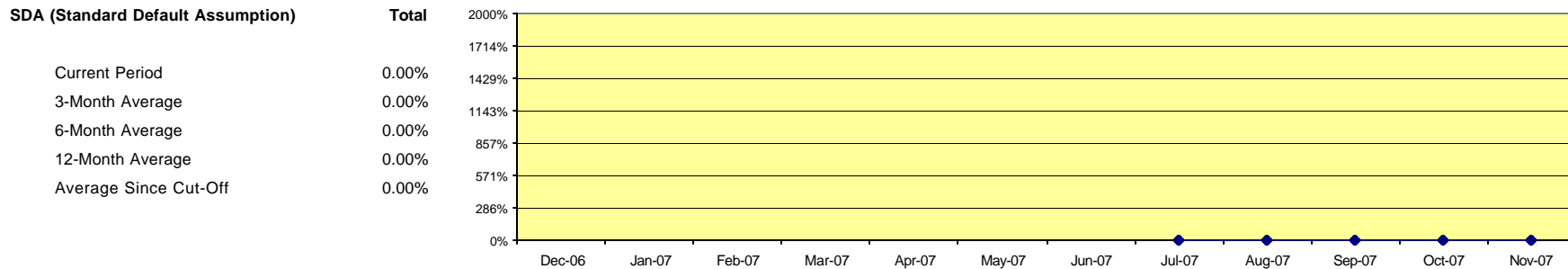


**First Franklin Mortgage Loan Trust**  
**Mortgage Loan Asset-Backed Certificates**  
**Series 2007-4**

***Distribution Date: 26-Nov-07***  
***Historical Realized Loss Summary***  
***Group 2***

Distribution Date	----- Current Realized Loss -----				----- Previous Liquidations/Payoffs -----						Realized Loss Adjusted	Cumulative Realized Loss
	Beginning Scheduled Balance	Net Liquidation Proceeds	Realized Loss	Loan Count	Claims on Prior Liquidations		Recovery on Prior Liquidations		(Claims)/Recoveries on Prior Payoffs			
					Amount	Count	Amount	Count	Amount	Count		
26-Nov-07	0.00	0.00	0.00	0	0.00	0	0.00	0	0.00	0	0.00	0.00
25-Oct-07	0.00	0.00	0.00	0	0.00	0	0.00	0	0.00	0	0.00	0.00
25-Sep-07	0.00	0.00	0.00	0	0.00	0	0.00	0	0.00	0	0.00	0.00
27-Aug-07	0.00	0.00	0.00	0	0.00	0	0.00	0	0.00	0	0.00	0.00
25-Jul-07	0.00	0.00	0.00	0	0.00	0	0.00	0	0.00	0	0.00	0.00
<b>Total</b>	0.00	0.00	0.00	0	0.00	0	0.00	0	0.00	0	0.00	

**First Franklin Mortgage Loan Trust  
Mortgage Loan Asset-Backed Certificates  
Series 2007-4**

**Distribution Date: 26-Nov-07  
Realized Loss Summary  
Total (All Loans)**



MDR	Monthly Default Rate	$(\text{Beginning Principal Balance of Liquidated Loans}) / (\text{Total Beginning Principal Balance})$
CDR	Conditional Default Rate	$1 - (1 - \text{MDR})^{12}$
SDA	Standard Default Assumption	If WAS=30 then CDR/(WAS*0.02) else if 30<WAS=60 then CDR/0.6 else if 60<WAS=120 then CDR/(0.6-((WAS-60)*0.0095)) else if WAS>120 then CDR/0.03
WAS	Weighted Average Seasoning	$(\text{Original Term} - \text{Remaining Term}) * (\text{Current Scheduled Balance} / \text{Deal Scheduled Principal Balance})$



**First Franklin Mortgage Loan Trust  
Mortgage Loan Asset-Backed Certificates  
Series 2007-4**

***Distribution Date: 26-Nov-07  
Servicemembers Civil Relief Act  
Total (All Loans)***

Disclosure Control #	Group	Beginning Balance	Scheduled Principal	Unscheduled Principal	Ending balance	Loan Rate	P&I Amount	Scheduled Interest	Interest Received	Relief Act Interest Shortfall
4001154989	Group 2 ARM	1,278,599.10	0.00	0.00	1,278,599.10	7.30%	7,778.14	7,778.14	6,393.00	1,385.15
4001423934	Group 1 ARM	303,594.62	82.30	0.00	303,512.32	9.20%	2,409.86	2,327.56	1,517.97	809.59
Total		1,582,193.72	82.30	0.00	1,582,111.42		10,188.00	10,105.70	7,910.97	2,194.73



**First Franklin Mortgage Loan Trust  
Mortgage Loan Asset-Backed Certificates  
Series 2007-4**

***Distribution Date: 26-Nov-07  
Material Breaches Detail***

---

Disclosure Control #	Loan Group #	Ending Principal Balance	Material Breach Date	Material Breach Description
<b><i>No Material Breaches Reported</i></b>				

---

Material breaches of pool asset representation or warranties or transaction covenants.





**First Franklin Mortgage Loan Trust  
Mortgage Loan Asset-Backed Certificates  
Series 2007-4**

***Distribution Date: 26-Nov-07  
Modified Loan Detail  
Total (All Loans)***

---

Disclosure Control #	Loan Group #	Modified Maturity Date	Cutoff Maturity Date	Modification Description
<b><i>No Prior Loan Modification Reported</i></b>				

---

Modifications include any extensions or waivers to the mortgage loan terms, fees, penalties or payments during the preceding calendar month or that have become material over time.



**First Franklin Mortgage Loan Trust  
Mortgage Loan Asset-Backed Certificates  
Series 2007-4**

***Distribution Date: 26-Nov-07  
Collateral Asset Changes***

---

Disclosure  
Control #

Beginning Principal Balance  
***No Collateral Asset Changes Reported***

Description



First Franklin Mortgage Loan Trust  
Mortgage Loan Asset-Backed Certificates  
Series 2007-4

*Distribution Date: 26-Nov-07*  
*Substitution Detail History*

---

--- Loans Substituted Into Pool ---

----- Loans Substituted Out of Pool -----

Investor #	Period	Beginning Principal Balance	Investor #	Period	Beginning Principal Balance	Adjusted for Principal	Substitution Code
<i>No Substituted Loans Reported</i>							



First Franklin Mortgage Loan Trust  
Mortgage Loan Asset-Backed Certificates  
Series 2007-4

*Distribution Date: 26-Nov-07*  
*Substitution Detail History Summary*

- - - Loans Substituted Into Pool - - -

- - - Loans Substituted Out of Pool - - -

Period	Count	Beginning Principal Balance	Count	Beginning Principal Balance	Adjusted for Principal	Difference Into vs. Out
--------	-------	-----------------------------	-------	-----------------------------	------------------------	----------------------------

*No History of Substituted Loans Reported*