



**First Franklin Mortgage Loan Trust
Mortgage Loan Asset-Backed Certificates
Series 2007-FF2**

Distribution Date: 25-Oct-07

ABN AMRO Acct : 724532.1

Payment Date:	25-Oct-07
Prior Payment:	25-Sep-07
Next Payment:	26-Nov-07
Record Date:	28-Sep-07
Distribution Count:	8
Closing Date:	28-Feb-07
First Pay. Date:	26-Mar-07
Rated Final Payment Date:	25-Mar-37
Determination Date:	15-Oct-07
Delinq Method:	OTS

Outside Parties To The Transaction

Issuer: First Franklin Financial Corporation

Depositor: Merrill Lynch & Company/Merrill Lynch Mortgage Investors, Inc.

Underwriter: Merrill Lynch Pierce Fenner & Smith Inc.

Master Servicer: Home Loan Services

Rating Agency: Moody's Investors Service, Inc./Standard & Poor's Ratings Services

Contact Information:

Analyst:	Shaun Horbochuk	714.259.6217
	Shaun.Horbochuk@abnamro.com	
Administrator:	Dimitrios Kostopoulos	312.992.2834
	dimitrios.kostopoulos@abnamro.com	
LaSalle Website:	www.etrustee.net	

Effective October 1, 2007, Bank of America Corporation, parent corporation of Bank of America, N.A. ("Bank of America") and Banc of America Securities LLC ("BAS"), has acquired ABN AMRO North America Holding Company, parent company of LaSalle Bank Corporation and LaSalle Bank National Association ("LaSalle"), from ABN AMRO Bank N.V. (the "Acquisition").



**First Franklin Mortgage Loan Trust
Mortgage Loan Asset-Backed Certificates
Series 2007-FF2**

Table of Contents

<i>Content:</i>	<i>Pages</i>
Statement to Certificate Holders	3
Statement to Certificate Holders (Factors)	4
Pool/Non-Pool Funds Cash Reconciliation	5
Cash Reconciliation Summary	6-7
Pool Detail and Performance Indicators	8-10
Bond Interest Reconciliation Part I	11
Bond Interest Reconciliation Part II	12
Bond Principal Reconciliation	13
Rating Information	14
15 Month Loan Status Summary Part I	15-21
15 Month Loan Status Summary Part II	22-28
15 Month Historical Payoff Summary	29-31
Prepayment Premium Loan Detail	32
Prepayment Summary	33
Mortgage Loan Characteristics Part I	34
Mortgage Loan Characteristics Part II	35-37
Geographic Concentration	38
Current Period Realized Loss Detail	39
Historical Realized Loss Summary	40-42
Realized Loss Summary	43
Servicemembers Civil Relief Act	44
Material Breaches Detail	45
Modified Loan Detail (Historical)	46
Collateral Asset Changes	47
Historical Collateral Level REO Report	48-53



**First Franklin Mortgage Loan Trust
Mortgage Loan Asset-Backed Certificates
Series 2007-FF2**

**Distribution Date: 25-Oct-07
Bond Payments**

Class	CUSIP	Original Face Value ⁽¹⁾	Beginning Certificate Balance	Principal Payment	Principal Adjustment or Loss	Deferred Interest	Ending Certificate Balance	Interest Payment ⁽²⁾	Interest Adjustment	Pass-Through Rate
A-1	32029GAA2	1,021,839,000.00	966,897,946.82	6,270,404.07	0.00	0.00	960,627,542.74	4,247,300.67	0.00	5.2712500000%
A-2A	32029GAB0	485,081,000.00	417,321,021.00	3,872,554.95	0.00	0.00	413,448,466.04	1,801,870.45	0.00	5.1812500000%
A-2B	32029GAC8	229,342,000.00	229,342,000.00	0.00	0.00	0.00	229,341,999.99	999,787.78	0.00	5.2312500000%
A-2C	32029GAD6	296,624,000.00	296,624,000.00	0.00	0.00	0.00	296,623,999.99	1,305,454.58	0.00	5.2812500000%
A-2D	32029GAE4	134,214,000.00	134,214,000.00	0.00	0.00	0.00	134,213,999.99	598,510.56	0.00	5.3512500000%
M-1	32029GAF1	77,999,000.00	77,999,000.00	0.00	0.00	0.00	77,999,000.00	348,476.78	0.00	5.3612500000%
M-2	32029GAG9	66,851,000.00	66,851,000.00	0.00	0.00	0.00	66,851,000.00	301,456.23	0.00	5.4112500000%
M-3	32029GAH7	47,550,000.00	47,550,000.00	0.00	0.00	0.00	47,550,000.00	215,213.28	0.00	5.4312500000%
M-4	32029GAJ3	40,300,000.00	40,300,000.00	0.00	0.00	0.00	40,300,000.00	186,765.31	0.00	5.5612500000%
M-5	32029GAK0	37,700,000.00	37,700,000.00	0.00	0.00	0.00	37,700,000.00	176,286.77	0.00	5.6112500000%
M-6	32029GAL8	36,400,000.00	36,400,000.00	0.00	0.00	0.00	36,400,000.00	171,421.25	0.00	5.6512500000%
B-1	32029GAM6	24,700,000.00	24,700,000.00	0.00	0.00	0.00	24,700,000.00	139,580.73	0.00	6.7812500000%
B-2	32029GAN4	19,500,000.00	19,500,000.00	0.00	0.00	0.00	19,500,000.00	111,820.31	0.00	6.8812500000%
B-3	32029GAP9	16,900,000.00	16,900,000.00	0.00	0.00	0.00	16,900,000.00	96,910.94	0.00	6.8812500000%
B-4	32029GAQ7	26,000,000.00	26,000,000.00	0.00	0.00	0.00	26,000,000.00	149,093.75	0.00	6.8812500000%
C	32029GAR5	2,599,990,368.31	N 2,477,298,823.33	0.00	0.00	0.00	2,467,155,864.31	4,027,224.37	(218,300.60)	N/A
P	32029GAS3	0.00	0.00	0.00	0.00	0.00	0.00	44,576.09	44,576.09	N/A
R	32029GAT1	100.00	0.00	0.00	0.00	0.00	0.00	0.00	0.00	N/A
Total		2,561,000,100.00	2,438,298,967.81	10,142,959.02	0.00	0.00	2,428,156,008.75	14,921,749.85	(173,724.51)	
							Total P&I Payment	25,064,708.87		

⁽¹⁾ N denotes notional balance not included in total ⁽²⁾ Accrued Interest plus/minus Interest Adjustment minus Deferred Interest equals Interest Payment



**First Franklin Mortgage Loan Trust
Mortgage Loan Asset-Backed Certificates
Series 2007-FF2**

**Distribution Date: 25-Oct-07
Statement to Certificate Holders (FACTORS)
Bond Payments**

Class	CUSIP	Original Face Value	Beginning Certificate Balance *	Principal Payment *	Principal Adjustment or Loss	Deferred Interest *	Ending Certificate Balance *	Interest Payment *	Interest Adjustment*	Next Rate **
A-1	32029GAA2	1,021,839,000.00	946.233160817	6.136391418	0.000000000	0.000000000	940.096769390	4.156526292	0.000000000	5.01250000%
A-2A	32029GAB0	485,081,000.00	860.312032420	7.983316085	0.000000000	0.000000000	852.328716318	3.714576432	0.000000000	4.92250000%
A-2B	32029GAC8	229,342,000.00	1000.000000000	0.000000000	0.000000000	0.000000000	999.999999963	4.359374995	0.000000000	4.97250000%
A-2C	32029GAD6	296,624,000.00	1000.000000000	0.000000000	0.000000000	0.000000000	999.999999971	4.401041655	0.000000000	5.02250000%
A-2D	32029GAE4	134,214,000.00	1000.000000000	0.000000000	0.000000000	0.000000000	999.999999937	4.459375028	0.000000000	5.09250000%
M-1	32029GAF1	77,999,000.00	1000.000000000	0.000000000	0.000000000	0.000000000	1000.000000000	4.467708304	0.000000000	5.10250000%
M-2	32029GAG9	66,851,000.00	1000.000000000	0.000000000	0.000000000	0.000000000	1000.000000000	4.509375028	0.000000000	5.15250000%
M-3	32029GAH7	47,550,000.00	1000.000000000	0.000000000	0.000000000	0.000000000	1000.000000000	4.526041640	0.000000000	5.17250000%
M-4	32029GAJ3	40,300,000.00	1000.000000000	0.000000000	0.000000000	0.000000000	1000.000000000	4.634374938	0.000000000	5.30250000%
M-5	32029GAK0	37,700,000.00	1000.000000000	0.000000000	0.000000000	0.000000000	1000.000000000	4.676041645	0.000000000	5.35250000%
M-6	32029GAL8	36,400,000.00	1000.000000000	0.000000000	0.000000000	0.000000000	1000.000000000	4.709375000	0.000000000	5.39250000%
B-1	32029GAM6	24,700,000.00	1000.000000000	0.000000000	0.000000000	0.000000000	1000.000000000	5.651041700	0.000000000	6.52250000%
B-2	32029GAN4	19,500,000.00	1000.000000000	0.000000000	0.000000000	0.000000000	1000.000000000	5.734374872	0.000000000	6.62250000%
B-3	32029GAP9	16,900,000.00	1000.000000000	0.000000000	0.000000000	0.000000000	1000.000000000	5.734375148	0.000000000	6.62250000%
B-4	32029GAQ7	26,000,000.00	1000.000000000	0.000000000	0.000000000	0.000000000	1000.000000000	5.734375000	0.000000000	6.62250000%
C	32029GAR5	2,599,990,368.31 N	952.810769426	0.000000000	0.000000000	0.000000000	948.909616890	1.548938188	(0.083962080)	N/A
P	32029GAS3	0.00	0.000000000	0.000000000	0.000000000	0.000000000	0.000000000	0.000000000	0.000000000	N/A
R	32029GAT1	100.00	0.000000000	0.000000000	0.000000000	0.000000000	0.000000000	0.000000000	0.000000000	N/A

* Per \$1,000 of Original Face Value ** Estimated



**First Franklin Mortgage Loan Trust
Mortgage Loan Asset-Backed Certificates
Series 2007-FF2**

***Distribution Date: 25-Oct-07
Cash Reconciliation Summary Group 1 Fixed***

	Group 1 ARMS	Group 1 Fixed	Total
Interest Summary			
Scheduled Interest	5,990,518.57	1,665,158.02	7,655,676.59
Fees	388,886.37	99,814.41	488,700.78
Remittance Interest	5,601,632.20	1,565,343.61	7,166,975.81
Other Interest Proceeds/Shortfalls			
Prepayment Penalties	22,111.55	1,671.92	23,783.47
Other Interest Loss	0.00	0.00	0.00
Other Interest Proceeds	0.00	0.00	0.00
Non-advancing Interest	0.00	0.00	0.00
Net PPIS/Relief Act Shortfall	(737.92)	(670.22)	(1,408.14)
Modification Shortfall	0.00	0.00	0.00
Other Interest Proceeds/Shortfalls	21,373.63	1,001.70	22,375.33
Interest Adjusted	5,623,005.83	1,566,345.31	7,189,351.14
Principal Summary			
Scheduled Principal Distribution	273,818.84	140,083.21	413,902.05
Curtailments	24,233.74	11,838.79	36,072.53
Prepayments in Full	4,497,527.75	939,543.99	5,437,071.74
Liquidation Proceeds	213,921.45	0.00	213,921.45
Repurchase Proceeds	0.00	0.00	0.00
Other Principal Proceeds	(375.00)	0.00	(375.00)
Less Mod Losses	0.00	0.00	0.00
Remittance Principal	5,009,126.78	1,091,465.99	6,100,592.77
Fee Summary			
Total Servicing Fees	388,048.61	99,814.41	487,863.02
Total Trustee Fees	0.00	0.00	0.00
LPMI Fees	0.00	0.00	0.00
Misc. Fees	837.76	0.00	837.76
Total Fees	388,886.37	99,814.41	488,700.78
Beginning Principal Balance	931,316,419.83	239,554,905.35	1,170,871,325.18
Ending Principal Balance	926,204,958.25	238,463,439.36	1,164,668,397.61



**First Franklin Mortgage Loan Trust
Mortgage Loan Asset-Backed Certificates
Series 2007-FF2**

Distribution Date: 25-Oct-07
Cash Reconciliation Summary Group 2 Fixed

	Group 2 ARMS	Group 2 Fixed	Total
Interest Summary			
Scheduled Interest	6,548,774.26	1,923,205.45	8,471,979.71
Fees	432,263.52	112,234.51	544,498.03
Remittance Interest	6,116,510.74	1,810,970.94	7,927,481.68
Other Interest Proceeds/Shortfalls			
Prepayment Penalties	14,858.00	5,934.62	20,792.62
Other Interest Loss	0.00	0.00	0.00
Other Interest Proceeds	0.00	0.00	0.00
Non-advancing Interest	0.00	0.00	0.00
Net PPIS/Relief Act Shortfall	(800.46)	0.00	(800.46)
Modification Shortfall	0.00	0.00	0.00
Other Interest Proceeds/Shortfalls	14,057.54	5,934.62	19,992.16
Interest Adjusted	6,130,568.28	1,816,905.56	7,947,473.84
Principal Summary			
Scheduled Principal Distribution	262,971.19	139,307.52	402,278.71
Curtailments	13,982.45	16,552.79	30,535.24
Prepayments in Full	1,243,861.64	703,001.60	1,946,863.24
Liquidation Proceeds	1,387,393.22	610.34	1,388,003.56
Repurchase Proceeds	0.00	0.00	0.00
Other Principal Proceeds	0.00	0.00	0.00
Less Mod Losses	0.00	0.00	0.00
Remittance Principal	2,908,208.50	859,472.25	3,767,680.75
Fee Summary			
Total Servicing Fees	432,084.41	112,234.51	544,318.92
Total Trustee Fees	0.00	0.00	0.00
LPMI Fees	0.00	0.00	0.00
Misc. Fees	179.11	0.00	179.11
Total Fees	432,263.52	112,234.51	544,498.03
Beginning Principal Balance	1,037,064,533.38	269,362,964.77	1,306,427,498.15
Ending Principal Balance	1,034,031,094.75	268,456,371.95	1,302,487,466.70



**First Franklin Mortgage Loan Trust
Mortgage Loan Asset-Backed Certificates
Series 2007-FF2**

**Distribution Date: 25-Oct-07
Pool Detail and Performance Indicators Total (ALL Loans)**

Pool Detail			Performance Indicators			Misc/Additional Information					
Pool Level Information			Factors Impacting Principal Payment Rules			WA Rates/Life					
Historical	Amount	Count	Delinquency Levels	Num	Den	%	Fixed	Adj	Overall		
Cut-off Pool Balance	2,599,990,368.31	12,819	3 mo. Rolling Average	239,405,900	2,478,960,482	9.67%	WAC - Remit Current	7.96%	7.14%	7.31%	
Cum Scheduled Principal	6,498,356.35		6 mo. Rolling Average	161,305,435	2,503,182,720	6.48%	WAC - Remit Original	7.98%	7.16%	7.33%	
Cum Unscheduled Principal	122,079,733.52		12 mo. Rolling Average	121,146,086	2,519,043,386	4.87%	WAC - Current	8.46%	7.64%	7.81%	
Cum Liquidations	4,255,675.31		Loss Levels	Amount	Count		WAC - Original	8.48%	7.66%	7.83%	
Cum Repurchases	668,820.34		3 mo. Cum Loss	725,872.61	14		WAL - Current	344.55	350.86	349.53	
			6 mo. Cum loss	761,693.52	14		WAL - Original	351.51	357.86	356.57	
			12 mo. Cum Loss	761,693.52	14						
Current	Amount	Count	%				Current Index Rate			5.131250%	
Beginning Pool	2,477,298,823.33	12,345	95.28%				Next Index Rate			4.872500%	
Scheduled Principal	816,180.76		0.03%				Prepayment Charges	Amount	Count		
Unscheduled Principal	7,450,542.75	47	0.29%				Current	89,152.18	16		
Liquidations	1,876,235.51	7	0.07%				Cumulative	1,324,856.04	151		
Repurchases	0.00	0	0.00%								
Ending Pool	2,467,155,864.31	12,291	94.89%								
Ending Actual Balance	2,468,295,907.20			> Delinquency Trigger Event⁽²⁾			YES				
Average Loan Balance	200,728.65			Delinquency Event Calc ⁽¹⁾	239,405,900.24	2,478,960,482	9.67%				
				> Loss Trigger Event⁽³⁾			NO				
				Cumulative Loss		761,694	0.03%				
				> Overall Trigger Event?			YES				
Current Loss Detail	Amount			Step Down Date			Pool Composition				
Liquidation	1,876,235.51			Distribution Count	8		Properties	Balance	%/Score		
Realized Loss	274,310.50			Required Percentage ⁽⁴⁾	17.54%		Cut-off LTV	2,297,749,285.94	92.52%		
Realized Loss Adjustment	375.00			Step Down % ⁽⁵⁾	66.70%		Cash Out/Refinance	941,342,403.26	37.90%		
Net Liquidation	1,601,550.01			% of Required Percentage ⁽⁶⁾	42.03%		SFR	1,692,606,383.09	68.15%		
Credit Enhancement	Amount	%			> Step Down Date?			Owner Occupied	2,409,534,052.66	97.02%	
Original OC	38,990,268.31	1.50%			Extra Principal	274,685.50		FICO	Min	Max	WA
Target OC	38,999,855.52	1.50%			Cumulative Extra Principal	771,280.73			540	816	653.62
Beginning OC	38,999,855.52			OC Release	0.00						
Ending OC	38,999,855.52										
Most Senior Certificates	2,044,398,967.81										

Legend: (1) 60 Days+, REO, BK, F/C % (3) Condn: Cum Loss > specified thresholds (5) Defined Benchmark
 (2) (1) > (6) * (4), then TRUE (4) (Ending Pool Bal - Most Senior Certs) / Ending Pool Bal (6) Defined Benchmark (Used in Delinq Event Calc)
Note: Delinquency and Loss Event Triggers may be flagged as "Yes" prior to the Step Down Date on account of the percentage thresholds being breached.



**First Franklin Mortgage Loan Trust
Mortgage Loan Asset-Backed Certificates
Series 2007-FF2**

**Distribution Date: 25-Oct-07
Pool Detail and Performance Indicators Group 2 Fixed**

Pool Detail			Performance Indicators			Misc/Additional Information					
Pool Level Information			Factors Impacting Principal Payment Rules			WA Rates/Life					
Historical			Delinquency Levels			Fixed					
	Amount	Count		Num	Den	%		Adj	Overall		
Cut-off Pool Balance	1,374,027,853.18	6,376	3 mo. Rolling Average	161,575,879	1,308,030,112	12.36%	WAC - Remit Current	8.07%	7.08%	7.28%	
Cum Scheduled Principal	3,195,885.45		6 mo. Rolling Average	110,540,315	1,320,309,095	8.42%	WAC - Remit Original	8.08%	7.09%	7.29%	
Cum Unscheduled Principal	65,827,242.92		12 mo. Rolling Average	83,004,339	1,328,174,523	6.32%	WAC - Current	8.57%	7.58%	7.78%	
Cum Liquidations	2,517,258.11		Loss Levels			Amount	Count	WAC - Original	8.58%	7.59%	7.79%
Cum Repurchases	0.00		3 mo. Cum Loss	301,940.67	7		WAL - Current	345.49	350.79	349.70	
			6 mo. Cum loss	301,940.67	7		WAL - Original	352.49	357.79	356.71	
			12 mo. Cum Loss	301,940.67	7						
Current							Prepayment Charges				
Beginning Pool	1,306,427,498.15	6,157	95.08%					Amount	Count		
Scheduled Principal	402,278.71		0.03%				Current	20,792.62	9		
Unscheduled Principal	1,977,398.48	18	0.14%				Cumulative	332,634.40	82		
Liquidations	1,560,354.26	5	0.11%								
Repurchases	0.00	0	0.00%								
Ending Pool	1,302,487,466.70	6,134	94.79%				Pool Composition				
Ending Actual Balance	1,303,088,602.41						Properties	Balance	%/Score		
Average Loan Balance	212,339.01						Cut-off LTV	1,226,574,342.80	93.65%		
							Cash Out/Refinance	381,432,082.29	29.12%		
Current Loss Detail	Amount						SFR	898,400,703.66	68.60%		
Liquidation	1,560,354.26						Owner Occupied	1,282,633,064.24	97.93%		
Realized Loss	172,350.70							Min	Max	WA	
Realized Loss Adjustment	0.00						FICO	540	816	656.94	
Net Liquidation	1,388,003.56										

Legend: (1) 60 Days+, REO, BK, F/C % (2) (1) > (6) * (4), then TRUE (3) Condn: Cum Loss > specified thresholds (4) (Ending Pool Bal - Most Senior Certs) / Ending Pool Bal (5) Defined Benchmark (6) Defined Benchmark (Used in Delinq Event Calc)

Note: Delinquency and Loss Event Triggers may be flagged as "Yes" prior to the Step Down Date on account of the percentage thresholds being breached.



**First Franklin Mortgage Loan Trust
Mortgage Loan Asset-Backed Certificates
Series 2007-FF2**

***Distribution Date: 25-Oct-07
Bond Interest Reconciliation***

-- Accrual --					----- Recovered -----										----- Outstanding -----	
Class	Method	Days	Opening Balance	Pass-Thru Rate	Accrual Certificate Interest	Total Interest Additions	Total Interest Deductions	Distributable Certificate Interest	Interest Payment Amount	Interest Carry-Forward Amount	Floating Rate Certificate Carry-Over	Interest Carry-Forward Amount	Floating Rate Certificate Carry-Over	Net Cap Rate in Effect Y/N		
A-1	Act/360	30	966,897,946.82	5.271250000%	4,247,300.67	0.00	0.00	4,247,300.67	4,247,300.67	0.00	0.00	0.00	0.00	No		
A-2A	Act/360	30	417,321,021.00	5.181250000%	1,801,870.45	0.00	0.00	1,801,870.45	1,801,870.45	0.00	0.00	0.00	0.00	No		
A-2B	Act/360	30	229,342,000.00	5.231250000%	999,787.78	0.00	0.00	999,787.78	999,787.78	0.00	0.00	0.00	0.00	No		
A-2C	Act/360	30	296,624,000.00	5.281250000%	1,305,454.58	0.00	0.00	1,305,454.58	1,305,454.58	0.00	0.00	0.00	0.00	No		
A-2D	Act/360	30	134,214,000.00	5.351250000%	598,510.56	0.00	0.00	598,510.56	598,510.56	0.00	0.00	0.00	0.00	No		
M-1	Act/360	30	77,999,000.00	5.361250000%	348,476.78	0.00	0.00	348,476.78	348,476.78	0.00	0.00	0.00	0.00	No		
M-2	Act/360	30	66,851,000.00	5.411250000%	301,456.23	0.00	0.00	301,456.23	301,456.23	0.00	0.00	0.00	0.00	No		
M-3	Act/360	30	47,550,000.00	5.431250000%	215,213.28	0.00	0.00	215,213.28	215,213.28	0.00	0.00	0.00	0.00	No		
M-4	Act/360	30	40,300,000.00	5.561250000%	186,765.31	0.00	0.00	186,765.31	186,765.31	0.00	0.00	0.00	0.00	No		
M-5	Act/360	30	37,700,000.00	5.611250000%	176,286.77	0.00	0.00	176,286.77	176,286.77	0.00	0.00	0.00	0.00	No		
M-6	Act/360	30	36,400,000.00	5.651250000%	171,421.25	0.00	0.00	171,421.25	171,421.25	0.00	0.00	0.00	0.00	No		
B-1	Act/360	30	24,700,000.00	6.781250000%	139,580.73	0.00	0.00	139,580.73	139,580.73	0.00	0.00	0.00	0.00	No		
B-2	Act/360	30	19,500,000.00	6.881250000%	111,820.31	0.00	0.00	111,820.31	111,820.31	0.00	0.00	0.00	0.00	No		
B-3	Act/360	30	16,900,000.00	6.881250000%	96,910.94	0.00	0.00	96,910.94	96,910.94	0.00	0.00	0.00	0.00	No		
B-4	Act/360	30	26,000,000.00	6.881250000%	149,093.75	0.00	0.00	149,093.75	149,093.75	0.00	0.00	0.00	0.00	No		
C			2,477,298,823.33	N/A	4,245,524.97	59,610.37	0.00	4,027,224.37	4,027,224.37	0.00	0.00	0.00	0.00	No		
P			0.00	N/A	0.00	44,576.09	0.00	44,576.09	44,576.09	0.00	0.00	0.00	0.00	N/A		
R	Act/360	30	0.00	5.271250000%	0.00	0.00	0.00	0.00	0.00	0.00	0.00	0.00	0.00	N/A		
Total			2,438,298,967.81		15,095,474.36	104,186.46	0.00	14,921,749.85	14,921,749.85	0.00	0.00	0.00	0.00			



**First Franklin Mortgage Loan Trust
Mortgage Loan Asset-Backed Certificates
Series 2007-FF2**

**Distribution Date: 25-Oct-07
Bond Interest Reconciliation - Part II**

Class	Record Date	Prior Interest Due Date	Current Interest Due Date	----- REMIC -----				----- Non-REMIC -----			----- Deductions -----			
				Accrual Certificate Interest	Interest Carry-Forward	Supplemental Interest Trust	Payments From Cap Contracts	Prepayment Premiums	Floating Rate Certificate Carry-Over	Other Interest Proceeds ⁽¹⁾	Non-Supported Interest Shortfall	Interest Carry-Forward ⁽²⁾	Floating Rate Certificate Carry-Over	
A-1	28-Sep-07	25-Sep-07	25-Oct-07	4,247,300.67	0.00	0.00	0.00	0.00	0.00	0.00	0.00	0.00	0.00	0.00
A-2A	28-Sep-07	25-Sep-07	25-Oct-07	1,801,870.45	0.00	0.00	0.00	0.00	0.00	0.00	0.00	0.00	0.00	0.00
A-2B	28-Sep-07	25-Sep-07	25-Oct-07	999,787.78	0.00	0.00	0.00	0.00	0.00	0.00	0.00	0.00	0.00	0.00
A-2C	28-Sep-07	25-Sep-07	25-Oct-07	1,305,454.58	0.00	0.00	0.00	0.00	0.00	0.00	0.00	0.00	0.00	0.00
A-2D	28-Sep-07	25-Sep-07	25-Oct-07	598,510.56	0.00	0.00	0.00	0.00	0.00	0.00	0.00	0.00	0.00	0.00
M-1	28-Sep-07	25-Sep-07	25-Oct-07	348,476.78	0.00	0.00	0.00	0.00	0.00	0.00	0.00	0.00	0.00	0.00
M-2	28-Sep-07	25-Sep-07	25-Oct-07	301,456.23	0.00	0.00	0.00	0.00	0.00	0.00	0.00	0.00	0.00	0.00
M-3	28-Sep-07	25-Sep-07	25-Oct-07	215,213.28	0.00	0.00	0.00	0.00	0.00	0.00	0.00	0.00	0.00	0.00
M-4	28-Sep-07	25-Sep-07	25-Oct-07	186,765.31	0.00	0.00	0.00	0.00	0.00	0.00	0.00	0.00	0.00	0.00
M-5	28-Sep-07	25-Sep-07	25-Oct-07	176,286.77	0.00	0.00	0.00	0.00	0.00	0.00	0.00	0.00	0.00	0.00
M-6	28-Sep-07	25-Sep-07	25-Oct-07	171,421.25	0.00	0.00	0.00	0.00	0.00	0.00	0.00	0.00	0.00	0.00
B-1	28-Sep-07	25-Sep-07	25-Oct-07	139,580.73	0.00	0.00	0.00	0.00	0.00	0.00	0.00	0.00	0.00	0.00
B-2	28-Sep-07	25-Sep-07	25-Oct-07	111,820.31	0.00	0.00	0.00	0.00	0.00	0.00	0.00	0.00	0.00	0.00
B-3	28-Sep-07	25-Sep-07	25-Oct-07	96,910.94	0.00	0.00	0.00	0.00	0.00	0.00	0.00	0.00	0.00	0.00
B-4	28-Sep-07	25-Sep-07	25-Oct-07	149,093.75	0.00	0.00	0.00	0.00	0.00	0.00	0.00	0.00	0.00	0.00
C	28-Sep-07	25-Sep-07	25-Oct-07	4,245,524.97	0.00	0.00	0.00	0.00	0.00	59,610.37	0.00	0.00	0.00	0.00
P	28-Sep-07	25-Sep-07	25-Oct-07	0.00	0.00	0.00	0.00	44,576.09	0.00	0.00	0.00	0.00	0.00	0.00
R	28-Sep-07	25-Sep-07	25-Oct-07	0.00	0.00	0.00	0.00	0.00	0.00	0.00	0.00	0.00	0.00	0.00
Total				15,095,474.36	0.00	0.00	0.00	44,576.09	0.00	59,610.37	0.00	0.00	0.00	0.00

⁽¹⁾ Other Interest Proceeds are additional interest amounts specifically allocated to the bond(s) and used in determining the bonds Distributable Interest.

⁽²⁾ Interest Carry-Forward Shortfall is unpaid interest with interest thereon.



**First Franklin Mortgage Loan Trust
Mortgage Loan Asset-Backed Certificates
Series 2007-FF2**

***Distribution Date: 25-Oct-07
Bond Principal Reconciliation***

Class	Original Class Balance	Beginning Class Balance	Scheduled Principal Payment	Unscheduled Principal Payment	Extra Principal Payment	----- L o s s e s -----				Ending Class Balance	Rated Final Maturity	- Credit Support -	
						Prior Loss Reimburs.	Current Losses	Cumulative Losses	Interest on Losses			Original	Current
A-1	1,021,839,000.00	966,897,946.82	413,902.05	5,686,690.72	169,811.30	0.00	0.00	0.00	0.00	960,627,542.74	25-Mar-37	16.62%	17.55%
A-2A	485,081,000.00	417,321,021.00	402,278.71	3,365,402.04	104,874.20	0.00	0.00	0.00	0.00	413,448,466.04	25-Mar-37	16.62%	17.55%
A-2B	229,342,000.00	229,342,000.00	0.00	0.00	0.00	0.00	0.00	0.00	0.00	229,341,999.99	25-Mar-37	16.62%	17.55%
A-2C	296,624,000.00	296,624,000.00	0.00	0.00	0.00	0.00	0.00	0.00	0.00	296,623,999.99	25-Mar-37	16.62%	17.55%
A-2D	134,214,000.00	134,214,000.00	0.00	0.00	0.00	0.00	0.00	0.00	0.00	134,213,999.99	25-Mar-37	16.62%	17.55%
M-1	77,999,000.00	77,999,000.00	0.00	0.00	0.00	0.00	0.00	0.00	0.00	77,999,000.00	25-Mar-37	13.62%	14.39%
M-2	66,851,000.00	66,851,000.00	0.00	0.00	0.00	0.00	0.00	0.00	0.00	66,851,000.00	25-Mar-37	11.05%	11.68%
M-3	47,550,000.00	47,550,000.00	0.00	0.00	0.00	0.00	0.00	0.00	0.00	47,550,000.00	25-Mar-37	9.22%	9.75%
M-4	40,300,000.00	40,300,000.00	0.00	0.00	0.00	0.00	0.00	0.00	0.00	40,300,000.00	25-Mar-37	7.67%	8.11%
M-5	37,700,000.00	37,700,000.00	0.00	0.00	0.00	0.00	0.00	0.00	0.00	37,700,000.00	25-Mar-37	6.22%	6.59%
M-6	36,400,000.00	36,400,000.00	0.00	0.00	0.00	0.00	0.00	0.00	0.00	36,400,000.00	25-Mar-37	4.82%	5.11%
B-1	24,700,000.00	24,700,000.00	0.00	0.00	0.00	0.00	0.00	0.00	0.00	24,700,000.00	25-Mar-37	3.86%	4.11%
B-2	19,500,000.00	19,500,000.00	0.00	0.00	0.00	0.00	0.00	0.00	0.00	19,500,000.00	25-Mar-37	3.11%	3.32%
B-3	16,900,000.00	16,900,000.00	0.00	0.00	0.00	0.00	0.00	0.00	0.00	16,900,000.00	25-Mar-37	2.46%	2.63%
B-4	26,000,000.00	26,000,000.00	0.00	0.00	0.00	0.00	0.00	0.00	0.00	26,000,000.00	25-Mar-37	0.00%	0.00%
C	2,599,990,368.31	2,477,298,823.33	0.00	0.00	0.00	0.00	0.00	0.00	0.00	2,467,155,864.31	25-Mar-37	N/A	N/A
P	0.00	0.00	0.00	0.00	0.00	0.00	0.00	0.00	0.00	0.00	25-Mar-37	N/A	N/A
R	100.00	0.00	0.00	0.00	0.00	0.00	0.00	0.00	0.00	0.00	25-Mar-37	N/A	N/A
Total	2,561,000,100.00	2,438,298,967.81	816,180.76	9,052,092.76	274,685.50	0.00	0.00	0.00	0.00	2,428,156,008.75			



**First Franklin Mortgage Loan Trust
Mortgage Loan Asset-Backed Certificates
Series 2007-FF2**

***Distribution Date: 25-Oct-07
Ratings Information***

Class	CUSIP	----- Original Ratings -----				----- Ratings Change / Change Date ⁽¹⁾ -----			
		Fitch	Moody's	DBRS	S&P	Fitch	Moody's	DBRS	S&P
A-1	32029GAA2	NR	Aaa	NR	AAA				
A-2A	32029GAB0	NR	Aaa	NR	AAA				
A-2B	32029GAC8	NR	Aaa	NR	AAA				
A-2C	32029GAD6	NR	Aaa	NR	AAA				
A-2D	32029GAE4	NR	Aaa	NR	AAA				
M-1	32029GAF1	NR	Aa1	NR	AA+				
M-2	32029GAG9	NR	Aa2	NR	AA				
M-3	32029GAH7	NR	Aa3	NR	AA				
M-4	32029GAJ3	NR	A1	NR	A+				
M-5	32029GAK0	NR	A2	NR	A				
M-6	32029GAL8	NR	A3	NR	A-				
B-1	32029GAM6	NR	Baa1	NR	BBB+				
B-2	32029GAN4	NR	Baa2	NR	BBB				
B-3	32029GAP9	NR	Baa3	NR	BBB-				
B-4	32029GAQ7	NR	Ba1	NR	BB+				
C	32029GAR5	NR	NR	NR	NR				
P	32029GAS3	NR	NR	NR	NR				
R	32029GAT1	NR	NR	NR	AAA				

NR - Designates that the class was not rated by the rating agency.

⁽¹⁾ Changed ratings provided on this report are based on information provided by the applicable rating agency via electronic transmission. It shall be understood that this transmission will generally have been provided to LaSalle within 30 days of the payment date listed on this statement. Because ratings may have changed during the 30 day window, or may not be being provided by the rating agency in an electronic format and therefore not being updated on this report, LaSalle recommends that investors obtain current rating information directly from the rating agency.



**First Franklin Mortgage Loan Trust
Mortgage Loan Asset-Backed Certificates
Series 2007-FF2**

**Distribution Date: 25-Oct-07
Asset-Backed Facts ~ 15 Month Historical Loan Status Summary Part I (as of Cut-Off)**

Distribution Date	Current		Delinq 1 Month		Delinq 2 Months		Delinq 3+ Months		Bankruptcy		Foreclosure		REO		
	Count	Balance	Count	Balance	Count	Balance	Count	Balance	Count	Balance	Count	Balance	Count	Balance	
Total (ALL Loans)															
25-Oct-07	10,723	2,056,239,308	525	115,776,401	272	65,636,989	73	15,971,727	32	6,402,346	610	190,071,778	56	17,057,316	
25-Sep-07	11,076	2,136,883,255	469	104,477,624	257	62,905,084	104	28,841,031	24	4,544,049	415	139,647,780	0	0	
27-Aug-07	11,388	2,213,308,622	410	91,978,534	244	67,204,761	59	17,331,187	13	2,941,346	294	99,662,308	0	0	
25-Jul-07	11,683	2,287,404,139	382	93,058,385	170	47,813,861	40	11,866,588	17	3,385,255	194	68,388,493	0	0	
25-Jun-07	12,024	2,376,233,318	268	65,224,109	163	56,040,782	11	3,176,564	10	1,705,985	79	25,675,584	0	0	
25-May-07	12,297	2,441,263,282	224	69,416,737	44	13,977,263	0	0	6	912,411	54	16,672,122	0	0	
25-Apr-07	12,571	2,523,695,606	112	33,388,295	6	1,336,078	0	0	0	0	0	0	0	0	
26-Mar-07	12,736	2,573,217,687	8	1,613,103	0	0	0	0	0	0	0	0	0	0	

Total (ALL Loans)															
25-Oct-07	87.24%	83.34%	4.27%	4.69%	2.21%	2.66%	0.59%	0.65%	0.26%	0.26%	4.96%	7.70%	0.46%	0.69%	
25-Sep-07	89.72%	86.26%	3.80%	4.22%	2.08%	2.54%	0.84%	1.16%	0.19%	0.18%	3.36%	5.64%	0.00%	0.00%	
27-Aug-07	91.78%	88.80%	3.30%	3.69%	1.97%	2.70%	0.48%	0.70%	0.10%	0.12%	2.37%	4.00%	0.00%	0.00%	
25-Jul-07	93.57%	91.06%	3.06%	3.70%	1.36%	1.90%	0.32%	0.47%	0.14%	0.13%	1.55%	2.72%	0.00%	0.00%	
25-Jun-07	95.77%	93.99%	2.13%	2.58%	1.30%	2.22%	0.09%	0.13%	0.08%	0.07%	0.63%	1.02%	0.00%	0.00%	
25-May-07	97.40%	96.03%	1.77%	2.73%	0.35%	0.55%	0.00%	0.00%	0.05%	0.04%	0.43%	0.66%	0.00%	0.00%	
25-Apr-07	99.07%	98.64%	0.88%	1.31%	0.05%	0.05%	0.00%	0.00%	0.00%	0.00%	0.00%	0.00%	0.00%	0.00%	
26-Mar-07	99.94%	99.94%	0.06%	0.06%	0.00%	0.00%	0.00%	0.00%	0.00%	0.00%	0.00%	0.00%	0.00%	0.00%	

Loan status figures for periods prior to October 2007 do not reflect active REO loans for the respective period. Delinquency Balances are Exclusive of REO, Foreclosures and Bankruptcies.



**First Franklin Mortgage Loan Trust
Mortgage Loan Asset-Backed Certificates
Series 2007-FF2**

Distribution Date: 25-Oct-07

Asset-Backed Facts ~ 15 Month Historical Loan Status Summary Part I (as of Cut-Off)

Distribution Date	Current		Delinq 1 Month		Delinq 2 Months		Delinq 3+ Months		Bankruptcy		Foreclosure		REO	
	Count	Balance	Count	Balance	Count	Balance	Count	Balance	Count	Balance	Count	Balance	Count	Balance
Group 1 ARMS - Total														
25-Oct-07	5,488	1,020,935,229	233	45,493,395	116	23,088,723	39	9,014,200	20	3,401,894	244	59,191,032	17	3,543,924
25-Sep-07	5,646	1,052,754,910	215	41,595,460	107	23,587,818	41	8,754,241	14	2,743,872	165	41,435,024	0	0
27-Aug-07	5,790	1,081,518,799	182	37,003,252	106	23,527,584	27	5,865,403	4	737,684	112	28,598,665	0	0
25-Jul-07	5,934	1,112,781,638	163	33,251,406	79	18,884,540	17	4,417,851	7	1,266,247	69	16,529,153	0	0
25-Jun-07	6,087	1,145,599,656	119	26,582,012	66	15,437,664	4	915,048	4	520,609	23	5,494,953	0	0
25-May-07	6,211	1,174,079,289	98	21,055,986	18	3,850,182	0	0	3	478,364	13	3,306,043	0	0
25-Apr-07	6,344	1,202,675,851	37	8,432,520	3	543,257	0	0	0	0	0	0	0	0
26-Mar-07	6,407	1,217,394,669	4	662,857	0	0	0	0	0	0	0	0	0	0

Group 1 ARMS - Total														
25-Oct-07	89.13%	87.66%	3.78%	3.91%	1.88%	1.98%	0.63%	0.77%	0.32%	0.29%	3.96%	5.08%	0.28%	0.30%
25-Sep-07	91.24%	89.91%	3.47%	3.55%	1.73%	2.01%	0.66%	0.75%	0.23%	0.23%	2.67%	3.54%	0.00%	0.00%
27-Aug-07	93.07%	91.87%	2.93%	3.14%	1.70%	2.00%	0.43%	0.50%	0.06%	0.06%	1.80%	2.43%	0.00%	0.00%
25-Jul-07	94.66%	93.74%	2.60%	2.80%	1.26%	1.59%	0.27%	0.37%	0.11%	0.11%	1.10%	1.39%	0.00%	0.00%
25-Jun-07	96.57%	95.90%	1.89%	2.23%	1.05%	1.29%	0.06%	0.08%	0.06%	0.04%	0.36%	0.46%	0.00%	0.00%
25-May-07	97.92%	97.61%	1.55%	1.75%	0.28%	0.32%	0.00%	0.00%	0.05%	0.04%	0.20%	0.27%	0.00%	0.00%
25-Apr-07	99.37%	99.26%	0.58%	0.70%	0.05%	0.04%	0.00%	0.00%	0.00%	0.00%	0.00%	0.00%	0.00%	0.00%
26-Mar-07	99.94%	99.95%	0.06%	0.05%	0.00%	0.00%	0.00%	0.00%	0.00%	0.00%	0.00%	0.00%	0.00%	0.00%

Loan status figures for periods prior to October 2007 do not reflect active REO loans for the respective period. Delinquency Balances are Exclusive of REO, Foreclosures and Bankruptcies.



**First Franklin Mortgage Loan Trust
Mortgage Loan Asset-Backed Certificates
Series 2007-FF2**

**Distribution Date: 25-Oct-07
Asset-Backed Facts ~ 15 Month Historical Loan Status Summary Part I (as of Cut-Off)**

Distribution Date	Current		Delinq 1 Month		Delinq 2 Months		Delinq 3+ Months		Bankruptcy		Foreclosure		REO	
	Count	Balance	Count	Balance	Count	Balance	Count	Balance	Count	Balance	Count	Balance	Count	Balance
Group 1 ARMS														
25-Oct-07	4,076	803,141,748	178	37,283,942	88	19,052,716	30	7,359,919	12	2,329,518	210	53,751,151	15	3,285,965
25-Sep-07	4,199	829,600,097	162	34,185,897	79	19,177,865	34	7,528,583	10	2,062,088	148	38,761,891	0	0
27-Aug-07	4,315	854,611,221	136	30,047,384	89	20,798,386	21	4,952,304	1	191,767	99	26,321,547	0	0
25-Jul-07	4,428	881,558,417	126	27,326,173	71	17,585,698	12	3,322,898	4	720,171	57	14,566,383	0	0
25-Jun-07	4,549	908,197,569	100	23,866,247	53	13,557,338	3	622,448	2	302,127	17	4,450,999	0	0
25-May-07	4,655	934,133,286	77	17,663,616	14	3,243,513	0	0	1	226,547	9	2,541,797	0	0
25-Apr-07	4,758	957,219,512	30	7,276,629	1	149,856	0	0	0	0	0	0	0	0
26-Mar-07	4,809	969,550,469	3	499,227	0	0	0	0	0	0	0	0	0	0

Group 1 ARMS														
25-Oct-07	88.44%	86.71%	3.86%	4.03%	1.91%	2.06%	0.65%	0.79%	0.26%	0.25%	4.56%	5.80%	0.33%	0.35%
25-Sep-07	90.65%	89.08%	3.50%	3.67%	1.71%	2.06%	0.73%	0.81%	0.22%	0.22%	3.20%	4.16%	0.00%	0.00%
27-Aug-07	92.58%	91.21%	2.92%	3.21%	1.91%	2.22%	0.45%	0.53%	0.02%	0.02%	2.12%	2.81%	0.00%	0.00%
25-Jul-07	94.25%	93.28%	2.68%	2.89%	1.51%	1.86%	0.26%	0.35%	0.09%	0.08%	1.21%	1.54%	0.00%	0.00%
25-Jun-07	96.30%	95.50%	2.12%	2.51%	1.12%	1.43%	0.06%	0.07%	0.04%	0.03%	0.36%	0.47%	0.00%	0.00%
25-May-07	97.88%	97.53%	1.62%	1.84%	0.29%	0.34%	0.00%	0.00%	0.02%	0.02%	0.19%	0.27%	0.00%	0.00%
25-Apr-07	99.35%	99.23%	0.63%	0.75%	0.02%	0.02%	0.00%	0.00%	0.00%	0.00%	0.00%	0.00%	0.00%	0.00%
26-Mar-07	99.94%	99.95%	0.06%	0.05%	0.00%	0.00%	0.00%	0.00%	0.00%	0.00%	0.00%	0.00%	0.00%	0.00%

Loan status figures for periods prior to October 2007 do not reflect active REO loans for the respective period. Delinquency Balances are Exclusive of REO, Foreclosures and Bankruptcies.



**First Franklin Mortgage Loan Trust
Mortgage Loan Asset-Backed Certificates
Series 2007-FF2**

**Distribution Date: 25-Oct-07
Asset-Backed Facts ~ 15 Month Historical Loan Status Summary Part I (as of Cut-Off)**

Distribution Date	Current		Delinq 1 Month		Delinq 2 Months		Delinq 3+ Months		Bankruptcy		Foreclosure		REO	
	Count	Balance	Count	Balance	Count	Balance	Count	Balance	Count	Balance	Count	Balance	Count	Balance
Group 1 Fixed														
25-Oct-07	1,412	217,793,481	55	8,209,453	28	4,036,008	9	1,654,282	8	1,072,376	34	5,439,881	2	257,959
25-Sep-07	1,447	223,154,814	53	7,409,563	28	4,409,954	7	1,225,658	4	681,784	17	2,673,133	0	0
27-Aug-07	1,475	226,907,578	46	6,955,868	17	2,729,198	6	913,099	3	545,917	13	2,277,118	0	0
25-Jul-07	1,506	231,223,221	37	5,925,233	8	1,298,841	5	1,094,953	3	546,076	12	1,962,770	0	0
25-Jun-07	1,538	237,402,086	19	2,715,765	13	1,880,325	1	292,600	2	218,482	6	1,043,954	0	0
25-May-07	1,556	239,946,003	21	3,392,371	4	606,670	0	0	2	251,817	4	764,246	0	0
25-Apr-07	1,586	245,456,338	7	1,155,892	2	393,401	0	0	0	0	0	0	0	0
26-Mar-07	1,598	247,844,200	1	163,630	0	0	0	0	0	0	0	0	0	0

Group 1 Fixed														
25-Oct-07	91.21%	91.33%	3.55%	3.44%	1.81%	1.69%	0.58%	0.69%	0.52%	0.45%	2.20%	2.28%	0.13%	0.11%
25-Sep-07	92.99%	93.15%	3.41%	3.09%	1.80%	1.84%	0.45%	0.51%	0.26%	0.28%	1.09%	1.12%	0.00%	0.00%
27-Aug-07	94.55%	94.42%	2.95%	2.89%	1.09%	1.14%	0.38%	0.38%	0.19%	0.23%	0.83%	0.95%	0.00%	0.00%
25-Jul-07	95.86%	95.53%	2.36%	2.45%	0.51%	0.54%	0.32%	0.45%	0.19%	0.23%	0.76%	0.81%	0.00%	0.00%
25-Jun-07	97.40%	97.47%	1.20%	1.12%	0.82%	0.77%	0.06%	0.12%	0.13%	0.09%	0.38%	0.43%	0.00%	0.00%
25-May-07	98.05%	97.95%	1.32%	1.38%	0.25%	0.25%	0.00%	0.00%	0.13%	0.10%	0.25%	0.31%	0.00%	0.00%
25-Apr-07	99.44%	99.37%	0.44%	0.47%	0.13%	0.16%	0.00%	0.00%	0.00%	0.00%	0.00%	0.00%	0.00%	0.00%
26-Mar-07	99.94%	99.93%	0.06%	0.07%	0.00%	0.00%	0.00%	0.00%	0.00%	0.00%	0.00%	0.00%	0.00%	0.00%

Loan status figures for periods prior to October 2007 do not reflect active REO loans for the respective period. Delinquency Balances are Exclusive of REO, Foreclosures and Bankruptcies.



**First Franklin Mortgage Loan Trust
Mortgage Loan Asset-Backed Certificates
Series 2007-FF2**

**Distribution Date: 25-Oct-07
Asset-Backed Facts ~ 15 Month Historical Loan Status Summary Part I (as of Cut-Off)**

Distribution Date	Current		Delinq 1 Month		Delinq 2 Months		Delinq 3+ Months		Bankruptcy		Foreclosure		REO	
	Count	Balance	Count	Balance	Count	Balance	Count	Balance	Count	Balance	Count	Balance	Count	Balance
Group 2 ARMS - Total														
25-Oct-07	5,235	1,035,304,079	292	70,283,007	156	42,548,265	34	6,957,527	12	3,000,452	366	130,880,746	39	13,513,392
25-Sep-07	5,430	1,084,128,345	254	62,882,165	150	39,317,266	63	20,086,789	10	1,800,177	250	98,212,756	0	0
27-Aug-07	5,598	1,131,789,823	228	54,975,282	138	43,677,177	32	11,465,784	9	2,203,662	182	71,063,643	0	0
25-Jul-07	5,749	1,174,622,501	219	59,806,979	91	28,929,321	23	7,448,736	10	2,119,008	125	51,859,340	0	0
25-Jun-07	5,937	1,230,633,662	149	38,642,097	97	40,603,118	7	2,261,517	6	1,185,376	56	20,180,631	0	0
25-May-07	6,086	1,267,183,994	126	48,360,750	26	10,127,080	0	0	3	434,046	41	13,366,078	0	0
25-Apr-07	6,227	1,321,019,756	75	24,955,775	3	792,821	0	0	0	0	0	0	0	0
26-Mar-07	6,329	1,355,823,017	4	950,247	0	0	0	0	0	0	0	0	0	0

Group 2 ARMS - Total														
25-Oct-07	85.34%	79.49%	4.76%	5.40%	2.54%	3.27%	0.55%	0.53%	0.20%	0.23%	5.97%	10.05%	0.64%	1.04%
25-Sep-07	88.19%	82.98%	4.13%	4.81%	2.44%	3.01%	1.02%	1.54%	0.16%	0.14%	4.06%	7.52%	0.00%	0.00%
27-Aug-07	90.48%	86.06%	3.69%	4.18%	2.23%	3.32%	0.52%	0.87%	0.15%	0.17%	2.94%	5.40%	0.00%	0.00%
25-Jul-07	92.47%	88.67%	3.52%	4.51%	1.46%	2.18%	0.37%	0.56%	0.16%	0.16%	2.01%	3.91%	0.00%	0.00%
25-Jun-07	94.96%	92.29%	2.38%	2.90%	1.55%	3.04%	0.11%	0.17%	0.10%	0.09%	0.90%	1.51%	0.00%	0.00%
25-May-07	96.88%	94.60%	2.01%	3.61%	0.41%	0.76%	0.00%	0.00%	0.05%	0.03%	0.65%	1.00%	0.00%	0.00%
25-Apr-07	98.76%	98.09%	1.19%	1.85%	0.05%	0.06%	0.00%	0.00%	0.00%	0.00%	0.00%	0.00%	0.00%	0.00%
26-Mar-07	99.94%	99.93%	0.06%	0.07%	0.00%	0.00%	0.00%	0.00%	0.00%	0.00%	0.00%	0.00%	0.00%	0.00%

Loan status figures for periods prior to October 2007 do not reflect active REO loans for the respective period. Delinquency Balances are Exclusive of REO, Foreclosures and Bankruptcies.



**First Franklin Mortgage Loan Trust
Mortgage Loan Asset-Backed Certificates
Series 2007-FF2**

**Distribution Date: 25-Oct-07
Asset-Backed Facts ~ 15 Month Historical Loan Status Summary Part I (as of Cut-Off)**

Distribution Date	Current		Delinq 1 Month		Delinq 2 Months		Delinq 3+ Months		Bankruptcy		Foreclosure		REO	
	Count	Balance	Count	Balance	Count	Balance	Count	Balance	Count	Balance	Count	Balance	Count	Balance
Group 2 ARMS														
25-Oct-07	3,360	796,275,802	195	58,494,205	116	37,848,453	23	5,952,878	10	2,877,473	296	120,648,534	30	11,933,749
25-Sep-07	3,498	838,630,833	172	52,722,292	105	34,660,075	52	18,530,259	7	1,543,454	211	90,977,620	0	0
27-Aug-07	3,620	881,134,248	148	45,987,734	108	39,475,229	27	10,619,693	7	1,929,623	155	65,857,963	0	0
25-Jul-07	3,721	917,344,877	160	52,695,751	76	26,659,072	18	6,466,411	8	1,919,969	105	48,451,983	0	0
25-Jun-07	3,871	969,274,903	101	31,886,970	84	38,789,276	5	1,641,717	4	995,662	46	18,100,782	0	0
25-May-07	3,969	998,402,047	109	46,411,705	21	8,963,813	0	0	2	319,057	33	11,754,672	0	0
25-Apr-07	4,088	1,049,603,985	62	22,577,777	1	246,400	0	0	0	0	0	0	0	0
26-Mar-07	4,172	1,081,462,591	2	403,806	0	0	0	0	0	0	0	0	0	0

Group 2 ARMS														
25-Oct-07	83.37%	77.01%	4.84%	5.66%	2.88%	3.66%	0.57%	0.58%	0.25%	0.28%	7.34%	11.67%	0.74%	1.15%
25-Sep-07	86.48%	80.87%	4.25%	5.08%	2.60%	3.34%	1.29%	1.79%	0.17%	0.15%	5.22%	8.77%	0.00%	0.00%
27-Aug-07	89.05%	84.32%	3.64%	4.40%	2.66%	3.78%	0.66%	1.02%	0.17%	0.18%	3.81%	6.30%	0.00%	0.00%
25-Jul-07	91.02%	87.07%	3.91%	5.00%	1.86%	2.53%	0.44%	0.61%	0.20%	0.18%	2.57%	4.60%	0.00%	0.00%
25-Jun-07	94.16%	91.38%	2.46%	3.01%	2.04%	3.66%	0.12%	0.15%	0.10%	0.09%	1.12%	1.71%	0.00%	0.00%
25-May-07	96.01%	93.67%	2.64%	4.35%	0.51%	0.84%	0.00%	0.00%	0.05%	0.03%	0.80%	1.10%	0.00%	0.00%
25-Apr-07	98.48%	97.87%	1.49%	2.11%	0.02%	0.02%	0.00%	0.00%	0.00%	0.00%	0.00%	0.00%	0.00%	0.00%
26-Mar-07	99.95%	99.96%	0.05%	0.04%	0.00%	0.00%	0.00%	0.00%	0.00%	0.00%	0.00%	0.00%	0.00%	0.00%

Loan status figures for periods prior to October 2007 do not reflect active REO loans for the respective period. Delinquency Balances are Exclusive of REO, Foreclosures and Bankruptcies.



**First Franklin Mortgage Loan Trust
Mortgage Loan Asset-Backed Certificates
Series 2007-FF2**

**Distribution Date: 25-Oct-07
Asset-Backed Facts ~ 15 Month Historical Loan Status Summary Part I (as of Cut-Off)**

Distribution Date	Current		Delinq 1 Month		Delinq 2 Months		Delinq 3+ Months		Bankruptcy		Foreclosure		REO	
	Count	Balance	Count	Balance	Count	Balance	Count	Balance	Count	Balance	Count	Balance	Count	Balance
Group 2 Fixed														
25-Oct-07	1,875	239,028,276	97	11,788,801	40	4,699,812	11	1,004,649	2	122,979	70	10,232,212	9	1,579,642
25-Sep-07	1,932	245,497,512	82	10,159,873	45	4,657,191	11	1,556,530	3	256,722	39	7,235,136	0	0
27-Aug-07	1,978	250,655,575	80	8,987,548	30	4,201,949	5	846,090	2	274,039	27	5,205,680	0	0
25-Jul-07	2,028	257,277,623	59	7,111,228	15	2,270,250	5	982,326	2	199,039	20	3,407,358	0	0
25-Jun-07	2,066	261,358,759	48	6,755,127	13	1,813,843	2	619,800	2	189,714	10	2,079,849	0	0
25-May-07	2,117	268,781,947	17	1,949,046	5	1,163,267	0	0	1	114,989	8	1,611,406	0	0
25-Apr-07	2,139	271,415,771	13	2,377,998	2	546,421	0	0	0	0	0	0	0	0
26-Mar-07	2,157	274,360,427	2	546,441	0	0	0	0	0	0	0	0	0	0

Group 2 Fixed														
Distribution Date	Current %	Delinq 1 %	Delinq 2 %	Delinq 3+ %	Bankruptcy %	Foreclosure %	REO %	Current %	Delinq 1 %	Delinq 2 %	Delinq 3+ %	Bankruptcy %	Foreclosure %	REO %
25-Oct-07	89.12%	89.04%	4.61%	4.39%	1.90%	1.75%	0.52%	0.37%	0.10%	0.05%	3.33%	3.81%	0.43%	0.59%
25-Sep-07	91.48%	91.14%	3.88%	3.77%	2.13%	1.73%	0.52%	0.58%	0.14%	0.10%	1.85%	2.69%	0.00%	0.00%
27-Aug-07	93.21%	92.78%	3.77%	3.33%	1.41%	1.56%	0.24%	0.31%	0.09%	0.10%	1.27%	1.93%	0.00%	0.00%
25-Jul-07	95.26%	94.85%	2.77%	2.62%	0.70%	0.84%	0.23%	0.36%	0.09%	0.07%	0.94%	1.26%	0.00%	0.00%
25-Jun-07	96.50%	95.80%	2.24%	2.48%	0.61%	0.66%	0.09%	0.23%	0.09%	0.07%	0.47%	0.76%	0.00%	0.00%
25-May-07	98.56%	98.23%	0.79%	0.71%	0.23%	0.43%	0.00%	0.00%	0.05%	0.04%	0.37%	0.59%	0.00%	0.00%
25-Apr-07	99.30%	98.93%	0.60%	0.87%	0.09%	0.20%	0.00%	0.00%	0.00%	0.00%	0.00%	0.00%	0.00%	0.00%
26-Mar-07	99.91%	99.80%	0.09%	0.20%	0.00%	0.00%	0.00%	0.00%	0.00%	0.00%	0.00%	0.00%	0.00%	0.00%

Loan status figures for periods prior to October 2007 do not reflect active REO loans for the respective period. Delinquency Balances are Exclusive of REO, Foreclosures and Bankruptcies.



**First Franklin Mortgage Loan Trust
Mortgage Loan Asset-Backed Certificates
Series 2007-FF2**

**Distribution Date: 25-Oct-07
Asset-Backed Facts ~ 15 Month Historical Loan Status Summary Part II (as of Cut-Off)**

Distribution Date	----- In Foreclosure and Delinquent -----								----- In REO and Delinquent -----								----- In Bankruptcy and Delinquent -----							
	Current #	Current Balance	31-60 Days #	31-60 Days Balance	61-90 Days #	61-90 Days Balance	90 + Days #	90 + Days Balance	Current #	Current Balance	31-60 Days #	31-60 Days Balance	61-90 Days #	61-90 Days Balance	90 + Days #	90 + Days Balance	Current #	Current Balance	31-60 Days #	31-60 Days Balance	61-90 Days #	61-90 Days Balance	90 + Days #	90 + Days Balance
	Total (ALL Loans)																							
25-Oct-07	1	294,650	1	284,240	5	844,418	603	188,648,469	0	0	0	0	0	0	56	17,057,316	6	717,071	3	392,180	3	610,443	20	4,682,652
25-Sep-07	1	85,919	0	0	1	139,916	413	139,421,946	0	0	0	0	0	0	0	0	6	768,701	5	783,176	1	146,655	12	2,845,517
27-Aug-07	0	0	0	0	0	0	294	99,662,308	0	0	0	0	0	0	0	0	3	327,446	1	139,235	1	110,557	8	2,364,108
25-Jul-07	0	0	2	156,910	0	0	192	68,231,583	0	0	0	0	0	0	0	0	6	826,352	3	300,118	2	439,370	6	1,819,414
25-Jun-07	0	0	0	0	0	0	79	25,675,584	0	0	0	0	0	0	0	0	7	915,444	0	0	2	715,813	1	74,728
25-May-07	1	190,902	0	0	48	15,295,140	5	1,186,079	0	0	0	0	0	0	0	0	3	366,806	1	155,851	2	389,754	0	0
25-Apr-07	0	0	0	0	0	0	0	0	0	0	0	0	0	0	0	0	0	0	0	0	0	0	0	0
26-Mar-07	0	0	0	0	0	0	0	0	0	0	0	0	0	0	0	0	0	0	0	0	0	0	0	0

	Total (ALL Loans)																							
25-Oct-07	0.00%	0.01%	0.01%	0.01%	0.04%	0.03%	4.91%	7.65%	0.00%	0.00%	0.00%	0.00%	0.00%	0.00%	0.46%	0.69%	0.05%	0.03%	0.02%	0.02%	0.02%	0.02%	0.16%	0.19%
25-Sep-07	0.00%	0.00%	0.00%	0.00%	0.01%	0.01%	3.35%	5.63%	0.00%	0.00%	0.00%	0.00%	0.00%	0.00%	0.00%	0.00%	0.05%	0.03%	0.04%	0.03%	0.01%	0.01%	0.10%	0.11%
27-Aug-07	0.00%	0.00%	0.00%	0.00%	0.00%	0.00%	2.37%	4.00%	0.00%	0.00%	0.00%	0.00%	0.00%	0.00%	0.00%	0.00%	0.02%	0.01%	0.01%	0.01%	0.01%	0.00%	0.06%	0.09%
25-Jul-07	0.00%	0.00%	0.02%	0.01%	0.00%	0.00%	1.54%	2.72%	0.00%	0.00%	0.00%	0.00%	0.00%	0.00%	0.00%	0.00%	0.05%	0.03%	0.02%	0.01%	0.02%	0.02%	0.05%	0.07%
25-Jun-07	0.00%	0.00%	0.00%	0.00%	0.00%	0.00%	0.63%	1.02%	0.00%	0.00%	0.00%	0.00%	0.00%	0.00%	0.00%	0.00%	0.06%	0.04%	0.00%	0.00%	0.02%	0.03%	0.01%	0.00%
25-May-07	0.00%	0.01%	0.00%	0.00%	0.38%	0.60%	0.04%	0.05%	0.00%	0.00%	0.00%	0.00%	0.00%	0.00%	0.00%	0.00%	0.02%	0.01%	0.01%	0.01%	0.02%	0.02%	0.00%	0.00%
25-Apr-07	0.00%	0.00%	0.00%	0.00%	0.00%	0.00%	0.00%	0.00%	0.00%	0.00%	0.00%	0.00%	0.00%	0.00%	0.00%	0.00%	0.00%	0.00%	0.00%	0.00%	0.00%	0.00%	0.00%	0.00%
26-Mar-07	0.00%	0.00%	0.00%	0.00%	0.00%	0.00%	0.00%	0.00%	0.00%	0.00%	0.00%	0.00%	0.00%	0.00%	0.00%	0.00%	0.00%	0.00%	0.00%	0.00%	0.00%	0.00%	0.00%	0.00%

Loan status figures for periods prior to October 2007 do not reflect active REO loans for the respective period.



**First Franklin Mortgage Loan Trust
Mortgage Loan Asset-Backed Certificates
Series 2007-FF2**

Distribution Date: 25-Oct-07

Asset-Backed Facts ~ 15 Month Historical Loan Status Summary Part II (as of Cut-Off)

Distribution Date	----- In Foreclosure and Delinquent -----								----- In REO and Delinquent -----								----- In Bankruptcy and Delinquent -----							
	Current #	Current Balance	31-60 Days #	31-60 Days Balance	61-90 Days #	61-90 Days Balance	90 + Days #	90 + Days Balance	Current #	Current Balance	31-60 Days #	31-60 Days Balance	61-90 Days #	61-90 Days Balance	90 + Days #	90 + Days Balance	Current #	Current Balance	31-60 Days #	31-60 Days Balance	61-90 Days #	61-90 Days Balance	90 + Days #	90 + Days Balance
Group 1 ARMS - Total																								
25-Oct-07	1	294,650	0	0	2	509,314	241	58,387,068	0	0	0	0	0	0	17	3,543,924	4	529,613	1	131,861	2	541,736	13	2,198,684
25-Sep-07	0	0	0	0	0	0	165	41,435,024	0	0	0	0	0	0	0	0	3	404,922	2	541,736	1	146,655	8	1,650,560
27-Aug-07	0	0	0	0	0	0	112	28,598,665	0	0	0	0	0	0	0	0	0	0	0	0	1	110,557	3	627,127
25-Jul-07	0	0	0	0	0	0	69	16,529,153	0	0	0	0	0	0	0	0	1	227,567	2	185,135	1	299,454	3	554,091
25-Jun-07	0	0	0	0	0	0	23	5,494,953	0	0	0	0	0	0	0	0	4	520,609	0	0	0	0	0	0
25-May-07	0	0	0	0	11	2,912,765	2	393,278	0	0	0	0	0	0	0	0	2	251,817	0	0	1	226,547	0	0
25-Apr-07	0	0	0	0	0	0	0	0	0	0	0	0	0	0	0	0	0	0	0	0	0	0	0	0
26-Mar-07	0	0	0	0	0	0	0	0	0	0	0	0	0	0	0	0	0	0	0	0	0	0	0	0

Group 1 ARMS - Total																								
25-Oct-07	0.00%	0.03%	0.00%	0.00%	0.03%	0.04%	3.91%	5.01%	0.00%	0.00%	0.00%	0.00%	0.00%	0.00%	0.28%	0.30%	0.06%	0.05%	0.02%	0.01%	0.03%	0.05%	0.21%	0.19%
25-Sep-07	0.00%	0.00%	0.00%	0.00%	0.00%	0.00%	2.67%	3.54%	0.00%	0.00%	0.00%	0.00%	0.00%	0.00%	0.00%	0.00%	0.05%	0.03%	0.03%	0.05%	0.02%	0.01%	0.13%	0.14%
27-Aug-07	0.00%	0.00%	0.00%	0.00%	0.00%	0.00%	1.80%	2.43%	0.00%	0.00%	0.00%	0.00%	0.00%	0.00%	0.00%	0.00%	0.00%	0.00%	0.00%	0.00%	0.02%	0.01%	0.05%	0.05%
25-Jul-07	0.00%	0.00%	0.00%	0.00%	0.00%	0.00%	1.10%	1.39%	0.00%	0.00%	0.00%	0.00%	0.00%	0.00%	0.00%	0.00%	0.02%	0.02%	0.03%	0.02%	0.02%	0.03%	0.05%	0.05%
25-Jun-07	0.00%	0.00%	0.00%	0.00%	0.00%	0.00%	0.36%	0.46%	0.00%	0.00%	0.00%	0.00%	0.00%	0.00%	0.00%	0.00%	0.06%	0.04%	0.00%	0.00%	0.00%	0.00%	0.00%	0.00%
25-May-07	0.00%	0.00%	0.00%	0.00%	0.17%	0.24%	0.03%	0.03%	0.00%	0.00%	0.00%	0.00%	0.00%	0.00%	0.00%	0.00%	0.03%	0.02%	0.00%	0.00%	0.02%	0.02%	0.00%	0.00%
25-Apr-07	0.00%	0.00%	0.00%	0.00%	0.00%	0.00%	0.00%	0.00%	0.00%	0.00%	0.00%	0.00%	0.00%	0.00%	0.00%	0.00%	0.00%	0.00%	0.00%	0.00%	0.00%	0.00%	0.00%	0.00%
26-Mar-07	0.00%	0.00%	0.00%	0.00%	0.00%	0.00%	0.00%	0.00%	0.00%	0.00%	0.00%	0.00%	0.00%	0.00%	0.00%	0.00%	0.00%	0.00%	0.00%	0.00%	0.00%	0.00%	0.00%	0.00%

Loan status figures for periods prior to October 2007 do not reflect active REO loans for the respective period.



**First Franklin Mortgage Loan Trust
Mortgage Loan Asset-Backed Certificates
Series 2007-FF2**

Distribution Date: 25-Oct-07

Asset-Backed Facts ~ 15 Month Historical Loan Status Summary Part II (as of Cut-Off)

Distribution Date	----- In Foreclosure and Delinquent -----								----- In REO and Delinquent -----								----- In Bankruptcy and Delinquent -----							
	Current #	Current Balance	31-60 Days #	31-60 Days Balance	61-90 Days #	61-90 Days Balance	90 + Days #	90 + Days Balance	Current #	Current Balance	31-60 Days #	31-60 Days Balance	61-90 Days #	61-90 Days Balance	90 + Days #	90 + Days Balance	Current #	Current Balance	31-60 Days #	31-60 Days Balance	61-90 Days #	61-90 Days Balance	90 + Days #	90 + Days Balance
Group 1 ARMS																								
25-Oct-07	1	294,650	0	0	2	509,314	207	52,947,187	0	0	0	0	0	0	15	3,285,965	4	529,613	1	131,861	2	541,736	5	1,126,308
25-Sep-07	0	0	0	0	0	0	148	38,761,891	0	0	0	0	0	0	0	0	3	404,922	2	541,736	1	146,655	4	968,775
27-Aug-07	0	0	0	0	0	0	99	26,321,547	0	0	0	0	0	0	0	0	0	0	0	0	0	0	1	191,767
25-Jul-07	0	0	0	0	0	0	57	14,566,383	0	0	0	0	0	0	0	0	1	227,567	1	74,514	0	0	2	418,091
25-Jun-07	0	0	0	0	0	0	17	4,450,999	0	0	0	0	0	0	0	0	2	302,127	0	0	0	0	0	0
25-May-07	0	0	0	0	9	2,541,797	0	0	0	0	0	0	0	0	0	0	0	0	0	0	1	226,547	0	0
25-Apr-07	0	0	0	0	0	0	0	0	0	0	0	0	0	0	0	0	0	0	0	0	0	0	0	0
26-Mar-07	0	0	0	0	0	0	0	0	0	0	0	0	0	0	0	0	0	0	0	0	0	0	0	0

Group 1 ARMS																								
Distribution Date	Current	31-60 Days	61-90 Days	90 + Days	Current	31-60 Days	61-90 Days	90 + Days	Current	31-60 Days	61-90 Days	90 + Days	Current	31-60 Days	61-90 Days	90 + Days	Current	31-60 Days	61-90 Days	90 + Days	Current	31-60 Days	61-90 Days	90 + Days
25-Oct-07	0.00%	0.03%	0.00%	0.00%	0.04%	0.05%	4.49%	5.72%	0.00%	0.00%	0.00%	0.00%	0.00%	0.33%	0.35%	0.09%	0.06%	0.02%	0.01%	0.04%	0.06%	0.11%	0.12%	
25-Sep-07	0.00%	0.00%	0.00%	0.00%	0.00%	0.00%	3.20%	4.16%	0.00%	0.00%	0.00%	0.00%	0.00%	0.00%	0.00%	0.06%	0.04%	0.04%	0.06%	0.02%	0.02%	0.09%	0.10%	
27-Aug-07	0.00%	0.00%	0.00%	0.00%	0.00%	0.00%	2.12%	2.81%	0.00%	0.00%	0.00%	0.00%	0.00%	0.00%	0.00%	0.00%	0.00%	0.00%	0.00%	0.00%	0.02%	0.02%	0.02%	
25-Jul-07	0.00%	0.00%	0.00%	0.00%	0.00%	0.00%	1.21%	1.54%	0.00%	0.00%	0.00%	0.00%	0.00%	0.00%	0.00%	0.02%	0.02%	0.02%	0.01%	0.00%	0.00%	0.04%	0.04%	
25-Jun-07	0.00%	0.00%	0.00%	0.00%	0.00%	0.00%	0.36%	0.47%	0.00%	0.00%	0.00%	0.00%	0.00%	0.00%	0.00%	0.04%	0.03%	0.00%	0.00%	0.00%	0.00%	0.00%	0.00%	
25-May-07	0.00%	0.00%	0.00%	0.00%	0.19%	0.27%	0.00%	0.00%	0.00%	0.00%	0.00%	0.00%	0.00%	0.00%	0.00%	0.00%	0.00%	0.00%	0.00%	0.00%	0.02%	0.02%	0.00%	0.00%
25-Apr-07	0.00%	0.00%	0.00%	0.00%	0.00%	0.00%	0.00%	0.00%	0.00%	0.00%	0.00%	0.00%	0.00%	0.00%	0.00%	0.00%	0.00%	0.00%	0.00%	0.00%	0.00%	0.00%	0.00%	0.00%
26-Mar-07	0.00%	0.00%	0.00%	0.00%	0.00%	0.00%	0.00%	0.00%	0.00%	0.00%	0.00%	0.00%	0.00%	0.00%	0.00%	0.00%	0.00%	0.00%	0.00%	0.00%	0.00%	0.00%	0.00%	0.00%

Loan status figures for periods prior to October 2007 do not reflect active REO loans for the respective period.



**First Franklin Mortgage Loan Trust
Mortgage Loan Asset-Backed Certificates
Series 2007-FF2**

Distribution Date: 25-Oct-07

Asset-Backed Facts ~ 15 Month Historical Loan Status Summary Part II (as of Cut-Off)

Distribution Date	----- In Foreclosure and Delinquent -----								----- In REO and Delinquent -----								----- In Bankruptcy and Delinquent -----							
	Current #	Current Balance	31-60 Days #	31-60 Days Balance	61-90 Days #	61-90 Days Balance	90 + Days #	90 + Days Balance	Current #	Current Balance	31-60 Days #	31-60 Days Balance	61-90 Days #	61-90 Days Balance	90 + Days #	90 + Days Balance	Current #	Current Balance	31-60 Days #	31-60 Days Balance	61-90 Days #	61-90 Days Balance	90 + Days #	90 + Days Balance
	Group 1 Fixed																							
25-Oct-07	0	0	0	0	0	0	34	5,439,881	0	0	0	0	0	0	2	257,959	0	0	0	0	0	0	8	1,072,376
25-Sep-07	0	0	0	0	0	0	17	2,673,133	0	0	0	0	0	0	0	0	0	0	0	0	0	0	4	681,784
27-Aug-07	0	0	0	0	0	0	13	2,277,118	0	0	0	0	0	0	0	0	0	0	0	0	1	110,557	2	435,360
25-Jul-07	0	0	0	0	0	0	12	1,962,770	0	0	0	0	0	0	0	0	0	0	1	110,622	1	299,454	1	136,000
25-Jun-07	0	0	0	0	0	0	6	1,043,954	0	0	0	0	0	0	0	0	2	218,482	0	0	0	0	0	0
25-May-07	0	0	0	0	2	370,968	2	393,278	0	0	0	0	0	0	0	0	2	251,817	0	0	0	0	0	0
25-Apr-07	0	0	0	0	0	0	0	0	0	0	0	0	0	0	0	0	0	0	0	0	0	0	0	0
26-Mar-07	0	0	0	0	0	0	0	0	0	0	0	0	0	0	0	0	0	0	0	0	0	0	0	0

	Group 1 Fixed																							
25-Oct-07	0.00%	0.00%	0.00%	0.00%	0.00%	0.00%	2.20%	2.28%	0.00%	0.00%	0.00%	0.00%	0.00%	0.00%	0.13%	0.11%	0.00%	0.00%	0.00%	0.00%	0.00%	0.00%	0.52%	0.45%
25-Sep-07	0.00%	0.00%	0.00%	0.00%	0.00%	0.00%	1.09%	1.12%	0.00%	0.00%	0.00%	0.00%	0.00%	0.00%	0.00%	0.00%	0.00%	0.00%	0.00%	0.00%	0.00%	0.00%	0.26%	0.28%
27-Aug-07	0.00%	0.00%	0.00%	0.00%	0.00%	0.00%	0.83%	0.95%	0.00%	0.00%	0.00%	0.00%	0.00%	0.00%	0.00%	0.00%	0.00%	0.00%	0.00%	0.00%	0.00%	0.06%	0.13%	0.18%
25-Jul-07	0.00%	0.00%	0.00%	0.00%	0.00%	0.00%	0.76%	0.81%	0.00%	0.00%	0.00%	0.00%	0.00%	0.00%	0.00%	0.00%	0.00%	0.00%	0.06%	0.05%	0.06%	0.12%	0.06%	0.06%
25-Jun-07	0.00%	0.00%	0.00%	0.00%	0.00%	0.00%	0.38%	0.43%	0.00%	0.00%	0.00%	0.00%	0.00%	0.00%	0.00%	0.00%	0.13%	0.09%	0.00%	0.00%	0.00%	0.00%	0.00%	0.00%
25-May-07	0.00%	0.00%	0.00%	0.00%	0.13%	0.15%	0.13%	0.16%	0.00%	0.00%	0.00%	0.00%	0.00%	0.00%	0.00%	0.00%	0.13%	0.10%	0.00%	0.00%	0.00%	0.00%	0.00%	0.00%
25-Apr-07	0.00%	0.00%	0.00%	0.00%	0.00%	0.00%	0.00%	0.00%	0.00%	0.00%	0.00%	0.00%	0.00%	0.00%	0.00%	0.00%	0.00%	0.00%	0.00%	0.00%	0.00%	0.00%	0.00%	0.00%
26-Mar-07	0.00%	0.00%	0.00%	0.00%	0.00%	0.00%	0.00%	0.00%	0.00%	0.00%	0.00%	0.00%	0.00%	0.00%	0.00%	0.00%	0.00%	0.00%	0.00%	0.00%	0.00%	0.00%	0.00%	0.00%

Loan status figures for periods prior to October 2007 do not reflect active REO loans for the respective period.



**First Franklin Mortgage Loan Trust
Mortgage Loan Asset-Backed Certificates
Series 2007-FF2**

Distribution Date: 25-Oct-07

Asset-Backed Facts ~ 15 Month Historical Loan Status Summary Part II (as of Cut-Off)

Distribution Date	----- In Foreclosure and Delinquent -----								----- In REO and Delinquent -----								----- In Bankruptcy and Delinquent -----							
	Current #	Current Balance	31-60 Days #	31-60 Days Balance	61-90 Days #	61-90 Days Balance	90 + Days #	90 + Days Balance	Current #	Current Balance	31-60 Days #	31-60 Days Balance	61-90 Days #	61-90 Days Balance	90 + Days #	90 + Days Balance	Current #	Current Balance	31-60 Days #	31-60 Days Balance	61-90 Days #	61-90 Days Balance	90 + Days #	90 + Days Balance
Group 2 ARMS - Total																								
25-Oct-07	0	0	1	284,240	3	335,104	362	130,261,401	0	0	0	0	0	0	39	13,513,392	2	187,458	2	260,319	1	68,707	7	2,483,968
25-Sep-07	1	85,919	0	0	1	139,916	248	97,986,922	0	0	0	0	0	0	0	0	3	363,780	3	241,440	0	0	4	1,194,957
27-Aug-07	0	0	0	0	0	0	182	71,063,643	0	0	0	0	0	0	0	0	3	327,446	1	139,235	0	0	5	1,736,982
25-Jul-07	0	0	2	156,910	0	0	123	51,702,430	0	0	0	0	0	0	0	0	5	598,786	1	114,983	1	139,916	3	1,265,323
25-Jun-07	0	0	0	0	0	0	56	20,180,631	0	0	0	0	0	0	0	0	3	394,836	0	0	2	715,813	1	74,728
25-May-07	1	190,902	0	0	37	12,382,376	3	792,801	0	0	0	0	0	0	0	0	1	114,989	1	155,851	1	163,207	0	0
25-Apr-07	0	0	0	0	0	0	0	0	0	0	0	0	0	0	0	0	0	0	0	0	0	0	0	0
26-Mar-07	0	0	0	0	0	0	0	0	0	0	0	0	0	0	0	0	0	0	0	0	0	0	0	0

Group 2 ARMS - Total																								
25-Oct-07	0.00%	0.00%	0.02%	0.02%	0.05%	0.03%	5.90%	10.00%	0.00%	0.00%	0.00%	0.00%	0.00%	0.00%	0.64%	1.04%	0.03%	0.01%	0.03%	0.02%	0.02%	0.01%	0.11%	0.19%
25-Sep-07	0.00%	0.01%	0.00%	0.00%	0.02%	0.01%	4.03%	7.50%	0.00%	0.00%	0.00%	0.00%	0.00%	0.00%	0.00%	0.00%	0.05%	0.03%	0.05%	0.02%	0.00%	0.00%	0.06%	0.09%
27-Aug-07	0.00%	0.00%	0.00%	0.00%	0.00%	0.00%	2.94%	5.40%	0.00%	0.00%	0.00%	0.00%	0.00%	0.00%	0.00%	0.00%	0.05%	0.02%	0.02%	0.01%	0.00%	0.00%	0.08%	0.13%
25-Jul-07	0.00%	0.00%	0.03%	0.01%	0.00%	0.00%	1.98%	3.90%	0.00%	0.00%	0.00%	0.00%	0.00%	0.00%	0.00%	0.00%	0.08%	0.05%	0.02%	0.01%	0.02%	0.01%	0.05%	0.10%
25-Jun-07	0.00%	0.00%	0.00%	0.00%	0.00%	0.00%	0.90%	1.51%	0.00%	0.00%	0.00%	0.00%	0.00%	0.00%	0.00%	0.00%	0.05%	0.03%	0.00%	0.00%	0.03%	0.05%	0.02%	0.01%
25-May-07	0.00%	0.01%	0.00%	0.00%	0.59%	0.92%	0.05%	0.06%	0.00%	0.00%	0.00%	0.00%	0.00%	0.00%	0.00%	0.00%	0.02%	0.01%	0.02%	0.01%	0.02%	0.01%	0.00%	0.00%
25-Apr-07	0.00%	0.00%	0.00%	0.00%	0.00%	0.00%	0.00%	0.00%	0.00%	0.00%	0.00%	0.00%	0.00%	0.00%	0.00%	0.00%	0.00%	0.00%	0.00%	0.00%	0.00%	0.00%	0.00%	0.00%
26-Mar-07	0.00%	0.00%	0.00%	0.00%	0.00%	0.00%	0.00%	0.00%	0.00%	0.00%	0.00%	0.00%	0.00%	0.00%	0.00%	0.00%	0.00%	0.00%	0.00%	0.00%	0.00%	0.00%	0.00%	0.00%

Loan status figures for periods prior to October 2007 do not reflect active REO loans for the respective period.



**First Franklin Mortgage Loan Trust
Mortgage Loan Asset-Backed Certificates
Series 2007-FF2**

Distribution Date: 25-Oct-07

Asset-Backed Facts ~ 15 Month Historical Loan Status Summary Part II (as of Cut-Off)

Distribution Date	----- In Foreclosure and Delinquent -----								----- In REO and Delinquent -----								----- In Bankruptcy and Delinquent -----							
	Current #	Current Balance	31-60 Days #	31-60 Days Balance	61-90 Days #	61-90 Days Balance	90 + Days #	90 + Days Balance	Current #	Current Balance	31-60 Days #	31-60 Days Balance	61-90 Days #	61-90 Days Balance	90 + Days #	90 + Days Balance	Current #	Current Balance	31-60 Days #	31-60 Days Balance	61-90 Days #	61-90 Days Balance	90 + Days #	90 + Days Balance
Group 2 ARMS																								
25-Oct-07	0	0	1	284,240	2	272,312	293	120,091,981	0	0	0	0	0	0	30	11,933,749	2	187,458	1	209,672	1	68,707	6	2,411,637
25-Sep-07	1	85,919	0	0	1	139,916	209	90,751,786	0	0	0	0	0	0	0	0	2	279,757	1	68,741	0	0	4	1,194,957
27-Aug-07	0	0	0	0	0	0	155	65,857,963	0	0	0	0	0	0	0	0	2	243,407	1	139,235	0	0	4	1,546,982
25-Jul-07	0	0	1	93,910	0	0	104	48,358,072	0	0	0	0	0	0	0	0	4	514,730	0	0	1	139,916	3	1,265,323
25-Jun-07	0	0	0	0	0	0	46	18,100,782	0	0	0	0	0	0	0	0	2	279,849	0	0	2	715,813	0	0
25-May-07	1	190,902	0	0	31	11,317,370	1	246,400	0	0	0	0	0	0	0	0	0	0	1	155,851	1	163,207	0	0
25-Apr-07	0	0	0	0	0	0	0	0	0	0	0	0	0	0	0	0	0	0	0	0	0	0	0	0
26-Mar-07	0	0	0	0	0	0	0	0	0	0	0	0	0	0	0	0	0	0	0	0	0	0	0	0

Group 2 ARMS																									
Distribution Date	Current	Current	31-60 Days	31-60 Days	61-90 Days	61-90 Days	90 + Days	90 + Days	Current	Current	31-60 Days	31-60 Days	61-90 Days	61-90 Days	90 + Days	90 + Days	Current	Current	31-60 Days	31-60 Days	61-90 Days	61-90 Days	90 + Days	90 + Days	
25-Oct-07	0.00%	0.00%	0.02%	0.03%	0.05%	0.03%	7.27%	11.61%	0.00%	0.00%	0.00%	0.00%	0.00%	0.00%	0.00%	0.74%	1.15%	0.05%	0.02%	0.02%	0.02%	0.02%	0.01%	0.15%	0.23%
25-Sep-07	0.00%	0.01%	0.00%	0.00%	0.02%	0.01%	5.17%	8.75%	0.00%	0.00%	0.00%	0.00%	0.00%	0.00%	0.00%	0.00%	0.05%	0.03%	0.02%	0.01%	0.00%	0.00%	0.10%	0.12%	
27-Aug-07	0.00%	0.00%	0.00%	0.00%	0.00%	0.00%	3.81%	6.30%	0.00%	0.00%	0.00%	0.00%	0.00%	0.00%	0.00%	0.00%	0.05%	0.02%	0.02%	0.01%	0.00%	0.00%	0.10%	0.15%	
25-Jul-07	0.00%	0.00%	0.02%	0.01%	0.00%	0.00%	2.54%	4.59%	0.00%	0.00%	0.00%	0.00%	0.00%	0.00%	0.00%	0.00%	0.10%	0.05%	0.00%	0.00%	0.02%	0.01%	0.07%	0.12%	
25-Jun-07	0.00%	0.00%	0.00%	0.00%	0.00%	0.00%	1.12%	1.71%	0.00%	0.00%	0.00%	0.00%	0.00%	0.00%	0.00%	0.00%	0.05%	0.03%	0.00%	0.00%	0.05%	0.07%	0.00%	0.00%	
25-May-07	0.00%	0.02%	0.00%	0.00%	0.75%	1.06%	0.02%	0.02%	0.00%	0.00%	0.00%	0.00%	0.00%	0.00%	0.00%	0.00%	0.00%	0.00%	0.02%	0.01%	0.02%	0.02%	0.00%	0.00%	
25-Apr-07	0.00%	0.00%	0.00%	0.00%	0.00%	0.00%	0.00%	0.00%	0.00%	0.00%	0.00%	0.00%	0.00%	0.00%	0.00%	0.00%	0.00%	0.00%	0.00%	0.00%	0.00%	0.00%	0.00%	0.00%	
26-Mar-07	0.00%	0.00%	0.00%	0.00%	0.00%	0.00%	0.00%	0.00%	0.00%	0.00%	0.00%	0.00%	0.00%	0.00%	0.00%	0.00%	0.00%	0.00%	0.00%	0.00%	0.00%	0.00%	0.00%	0.00%	

Loan status figures for periods prior to October 2007 do not reflect active REO loans for the respective period.



**First Franklin Mortgage Loan Trust
Mortgage Loan Asset-Backed Certificates
Series 2007-FF2**

Distribution Date: 25-Oct-07

Asset-Backed Facts ~ 15 Month Historical Loan Status Summary Part II (as of Cut-Off)

Distribution Date	----- In Foreclosure and Delinquent -----								----- In REO and Delinquent -----								----- In Bankruptcy and Delinquent -----							
	Current #	Current Balance	31-60 Days #	31-60 Days Balance	61-90 Days #	61-90 Days Balance	90 + Days #	90 + Days Balance	Current #	Current Balance	31-60 Days #	31-60 Days Balance	61-90 Days #	61-90 Days Balance	90 + Days #	90 + Days Balance	Current #	Current Balance	31-60 Days #	31-60 Days Balance	61-90 Days #	61-90 Days Balance	90 + Days #	90 + Days Balance
	Group 2 Fixed																							
25-Oct-07	0	0	0	0	1	62,792	69	10,169,420	0	0	0	0	0	0	9	1,579,642	0	0	1	50,647	0	0	1	72,332
25-Sep-07	0	0	0	0	0	0	39	7,235,136	0	0	0	0	0	0	0	0	1	84,023	2	172,700	0	0	0	0
27-Aug-07	0	0	0	0	0	0	27	5,205,680	0	0	0	0	0	0	0	0	1	84,039	0	0	0	0	1	190,000
25-Jul-07	0	0	1	63,000	0	0	19	3,344,358	0	0	0	0	0	0	0	0	1	84,055	1	114,983	0	0	0	0
25-Jun-07	0	0	0	0	0	0	10	2,079,849	0	0	0	0	0	0	0	0	1	114,986	0	0	0	0	1	74,728
25-May-07	0	0	0	0	6	1,065,005	2	546,401	0	0	0	0	0	0	0	0	1	114,989	0	0	0	0	0	0
25-Apr-07	0	0	0	0	0	0	0	0	0	0	0	0	0	0	0	0	0	0	0	0	0	0	0	0
26-Mar-07	0	0	0	0	0	0	0	0	0	0	0	0	0	0	0	0	0	0	0	0	0	0	0	0

	Group 2 Fixed																							
25-Oct-07	0.00%	0.00%	0.00%	0.00%	0.05%	0.02%	3.28%	3.79%	0.00%	0.00%	0.00%	0.00%	0.00%	0.00%	0.43%	0.59%	0.00%	0.00%	0.05%	0.02%	0.00%	0.00%	0.05%	0.03%
25-Sep-07	0.00%	0.00%	0.00%	0.00%	0.00%	0.00%	1.85%	2.69%	0.00%	0.00%	0.00%	0.00%	0.00%	0.00%	0.00%	0.00%	0.05%	0.03%	0.09%	0.06%	0.00%	0.00%	0.00%	0.00%
27-Aug-07	0.00%	0.00%	0.00%	0.00%	0.00%	0.00%	1.27%	1.93%	0.00%	0.00%	0.00%	0.00%	0.00%	0.00%	0.00%	0.00%	0.05%	0.03%	0.00%	0.00%	0.00%	0.00%	0.05%	0.07%
25-Jul-07	0.00%	0.00%	0.05%	0.02%	0.00%	0.00%	0.89%	1.23%	0.00%	0.00%	0.00%	0.00%	0.00%	0.00%	0.00%	0.00%	0.05%	0.03%	0.05%	0.04%	0.00%	0.00%	0.00%	0.00%
25-Jun-07	0.00%	0.00%	0.00%	0.00%	0.00%	0.00%	0.47%	0.76%	0.00%	0.00%	0.00%	0.00%	0.00%	0.00%	0.00%	0.00%	0.05%	0.04%	0.00%	0.00%	0.00%	0.00%	0.05%	0.03%
25-May-07	0.00%	0.00%	0.00%	0.00%	0.28%	0.39%	0.09%	0.20%	0.00%	0.00%	0.00%	0.00%	0.00%	0.00%	0.00%	0.00%	0.05%	0.04%	0.00%	0.00%	0.00%	0.00%	0.00%	0.00%
25-Apr-07	0.00%	0.00%	0.00%	0.00%	0.00%	0.00%	0.00%	0.00%	0.00%	0.00%	0.00%	0.00%	0.00%	0.00%	0.00%	0.00%	0.00%	0.00%	0.00%	0.00%	0.00%	0.00%	0.00%	0.00%
26-Mar-07	0.00%	0.00%	0.00%	0.00%	0.00%	0.00%	0.00%	0.00%	0.00%	0.00%	0.00%	0.00%	0.00%	0.00%	0.00%	0.00%	0.00%	0.00%	0.00%	0.00%	0.00%	0.00%	0.00%	0.00%

Loan status figures for periods prior to October 2007 do not reflect active REO loans for the respective period.



**First Franklin Mortgage Loan Trust
Mortgage Loan Asset-Backed Certificates
Series 2007-FF2**

***Distribution Date: 25-Oct-07
Asset-Backed Facts ~ 15 Month Historical Payoff/Loss Summary***

Distribution Date	Ending Pool		Payoffs		Insurance	Substitution	Liquidation	Realized Losses		Remaining Term	Curr Weighted Avg.	
	#	Balance	#	Balance	Proceeds	Proceeds	Proceeds	#	Amount	Life	Coupon	Remit
Total (ALL Loans)												
25-Oct-07	12,291	2,467,155,864	47	7,383,935	0.00	0.00	1,601,925.01	7	274,311	350	7.81%	7.31%
25-Sep-07	12,345	2,477,298,823	57	12,358,606	0.00	0.00	1,426,199.98	6	430,608	351	7.81%	7.31%
27-Aug-07	12,408	2,492,426,757	77	18,485,185	0.00	0.00	40,324.46	1	20,579	352	7.81%	7.31%
25-Jul-07	12,486	2,511,916,721	68	14,726,813	0.00	0.00	425,907.34	0	0	353	7.82%	7.32%
25-Jun-07	12,555	2,528,056,341	70	13,226,814	0.00	0.00	0.00	0	0	354	7.82%	7.32%
25-May-07	12,625	2,542,241,814	64	15,194,851	0.00	0.00	0.00	0	0	355	7.82%	7.32%
25-Apr-07	12,689	2,558,419,980	55	15,478,675	0.00	0.00	0.00	0	0	356	7.82%	7.32%
26-Mar-07	12,744	2,574,830,790	75	24,267,171	0.00	0.00	0.00	0	0	357	7.83%	7.33%

Group 1 ARMS												
25-Oct-07	4,609	926,204,958	21	4,497,528	0.00	0.00	213,921.45	2	101,960	351	7.72%	7.22%
25-Sep-07	4,632	931,316,420	25	4,600,092	0.00	0.00	516,845.23	4	187,059	352	7.72%	7.22%
27-Aug-07	4,661	936,922,609	37	7,820,699	0.00	0.00	0.00	0	0	353	7.72%	7.22%
25-Jul-07	4,698	945,079,741	25	5,160,367	0.00	0.00	425,907.34	0	0	354	7.72%	7.22%
25-Jun-07	4,724	950,996,728	32	6,460,621	0.00	0.00	0.00	0	0	355	7.73%	7.23%
25-May-07	4,756	957,808,759	33	6,533,732	0.00	0.00	0.00	0	0	356	7.73%	7.23%
25-Apr-07	4,789	964,645,997	23	5,090,608	0.00	0.00	0.00	0	0	357	7.73%	7.23%
26-Mar-07	4,812	970,049,696	28	7,061,665	0.00	0.00	0.00	0	0	358	7.74%	7.24%



**First Franklin Mortgage Loan Trust
Mortgage Loan Asset-Backed Certificates
Series 2007-FF2**

***Distribution Date: 25-Oct-07
Asset-Backed Facts ~ 15 Month Historical Payoff/Loss Summary***

Distribution Date	Ending Pool		Payoffs		Insurance	Substitution	Liquidation	Realized Losses		Remaining Term	Curr Weighted Avg.	
	#	Balance	#	Balance	Proceeds	Proceeds	Proceeds	#	Amount	Life	Coupon	Remit
Group 1 Fixed												
25-Oct-07	1,548	238,463,439	8	939,544	0.00	0.00	0.00	0	0	343	8.34%	7.84%
25-Sep-07	1,556	239,554,905	3	364,744	0.00	0.00	122,365.33	1	134,539	344	8.34%	7.84%
27-Aug-07	1,560	240,328,778	11	1,566,771	0.00	0.00	0.00	0	0	345	8.35%	7.85%
25-Jul-07	1,571	242,051,094	8	1,350,167	0.00	0.00	0.00	0	0	346	8.35%	7.85%
25-Jun-07	1,579	243,553,213	8	1,307,854	0.00	0.00	0.00	0	0	347	8.35%	7.85%
25-May-07	1,587	244,961,106	8	1,890,579	0.00	0.00	0.00	0	0	348	8.35%	7.85%
25-Apr-07	1,595	247,005,631	4	849,003	0.00	0.00	0.00	0	0	349	8.36%	7.86%
26-Mar-07	1,599	248,007,830	4	392,265	0.00	0.00	0.00	0	0	350	8.36%	7.86%

Group 2 ARMS												
25-Oct-07	4,030	1,034,031,095	11	1,243,862	0.00	0.00	1,387,393.22	4	125,230	351	7.58%	7.08%
25-Sep-07	4,045	1,037,064,533	19	6,741,598	0.00	0.00	786,989.42	1	109,011	352	7.58%	7.08%
27-Aug-07	4,065	1,045,004,489	23	8,238,179	0.00	0.00	0.00	0	0	353	7.58%	7.08%
25-Jul-07	4,088	1,053,538,063	23	6,806,823	0.00	0.00	0.00	0	0	354	7.58%	7.08%
25-Jun-07	4,111	1,060,689,309	23	4,805,722	0.00	0.00	0.00	0	0	355	7.58%	7.08%
25-May-07	4,134	1,065,851,294	17	6,208,475	0.00	0.00	0.00	0	0	356	7.58%	7.08%
25-Apr-07	4,151	1,072,428,162	23	9,135,187	0.00	0.00	0.00	0	0	357	7.58%	7.08%
26-Mar-07	4,174	1,081,866,396	33	14,999,710	0.00	0.00	0.00	0	0	358	7.59%	7.09%



**First Franklin Mortgage Loan Trust
Mortgage Loan Asset-Backed Certificates
Series 2007-FF2**

***Distribution Date: 25-Oct-07
Asset-Backed Facts ~ 15 Month Historical Payoff/Loss Summary***

Distribution Date	Ending Pool		Payoffs		Insurance	Substitution	Liquidation	Realized Losses		Remaining Term	Curr Weighted Avg.	
	#	Balance	#	Balance	Proceeds	Proceeds	Proceeds	#	Amount	Life	Coupon	Remit
Group 2 Fixed												
25-Oct-07	2,104	268,456,372	7	703,002	0.00	0.00	610.34	1	47,121	345	8.57%	8.07%
25-Sep-07	2,112	269,362,965	10	652,171	0.00	0.00	0.00	0	0	347	8.57%	8.07%
27-Aug-07	2,122	270,170,881	6	859,537	0.00	0.00	40,324.46	1	20,579	347	8.57%	8.07%
25-Jul-07	2,129	271,247,823	12	1,409,456	0.00	0.00	0.00	0	0	348	8.58%	8.07%
25-Jun-07	2,141	272,817,092	7	652,617	0.00	0.00	0.00	0	0	349	8.58%	8.08%
25-May-07	2,148	273,620,655	6	562,065	0.00	0.00	0.00	0	0	350	8.58%	8.08%
25-Apr-07	2,154	274,340,190	5	403,878	0.00	0.00	0.00	0	0	351	8.58%	8.08%
26-Mar-07	2,159	274,906,868	10	1,813,531	0.00	0.00	0.00	0	0	352	8.58%	8.08%



First Franklin Mortgage Loan Trust
Mortgage Loan Asset-Backed Certificates
Series 2007-FF2

Distribution Date: 25-Oct-07
Prepayment Premium Loan Detail for Current Period

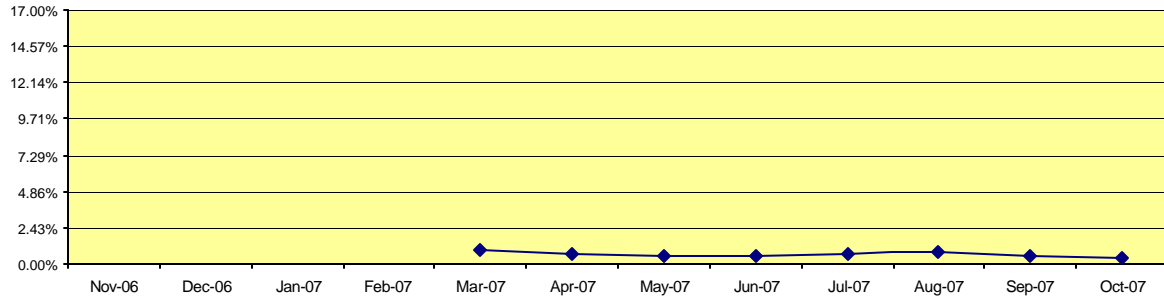
Disclosure Control #	Original Principal Balance	Beginning Principal Balance	Payoff Amount	Current Gross Rate	Prepayment Premium
4001157516	108,000.00	107,446.90	107,446.90	8.35%	1,080.00
4001124032	91,000.00	90,264.77	90,264.77	6.65%	799.64
4001196097	88,000.00	87,656.88	87,656.88	9.70%	1,133.30
4001156075	315,100.00	313,486.23	313,486.23	8.35%	10,504.48
4001107505	31,700.00	31,629.64	31,629.64	12.30%	1,556.18
4001185643	54,000.00	53,948.30	53,948.30	8.20%	1,618.65
4001146037	168,000.00	167,191.57	167,191.57	9.25%	1,671.92
4001162288	195,000.00	193,576.23	193,576.23	6.85%	2,209.80
4001158855	170,000.00	168,968.37	168,968.37	7.50%	5,076.93
4001169420	256,000.00	256,000.00	256,000.00	5.75%	5,888.00
4001187563	45,000.00	44,547.71	44,547.71	9.15%	1,336.43
4001166249	51,850.00	51,633.56	51,633.56	9.50%	1,962.01
4001172148	116,000.00	115,411.89	115,411.89	8.40%	3,877.84
4001140438	90,000.00	89,887.32	89,887.32	8.40%	2,696.62
4000864522	40,000.00	39,344.50	39,344.50	8.70%	776.89
4001151522	175,920.00	175,770.40	175,770.40	8.15%	2,387.40
Current Total	1,995,570.00	1,986,764.27	1,986,764.27		44,576.09
Cumulative Total	25,291,194.00	25,243,742.93	25,243,742.93		664,200.42

**First Franklin Mortgage Loan Trust
Mortgage Loan Asset-Backed Certificates
Series 2007-FF2**

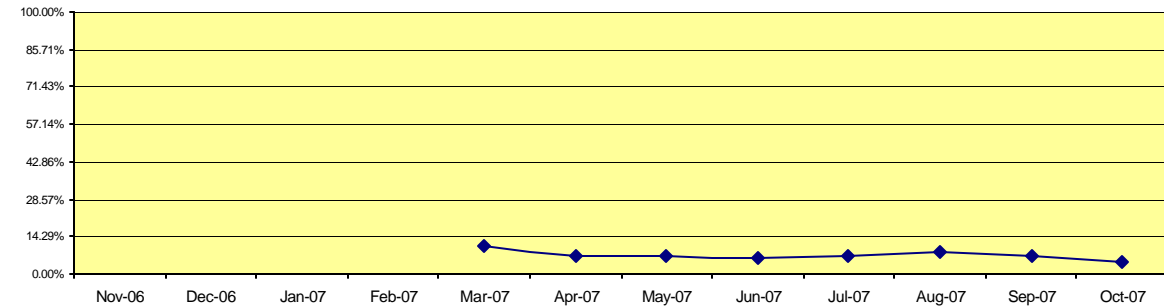
**Distribution Date: 25-Oct-07
Prepayment Summary
Total (ALL Loans)**

SMM (Single Monthly Mortality)

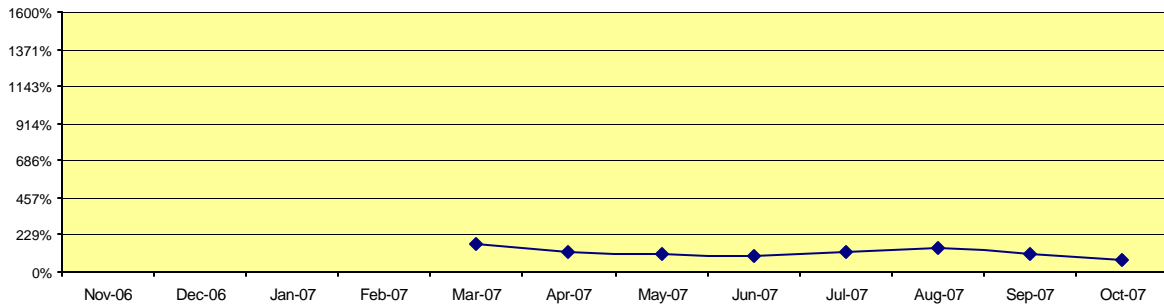
Total	17.00%
Current Period	0.38%
3-Month Average	0.56%
6-Month Average	0.57%
12-Month Average	0.62%
Average Since Cut-Off	0.62%


CPR (Conditional Prepayment Rate)

Total	100.00%
Current Period	4.43%
3-Month Average	6.56%
6-Month Average	6.64%
12-Month Average	7.19%
Average Since Cut-Off	7.19%


PSA (Public Securities Association)

Total	1600%
Current Period	74%
3-Month Average	109%
6-Month Average	111%
12-Month Average	120%
Average Since Cut-Off	120%



SMM	Single Monthly Mortality	$(\text{Partial and Full Prepayments} + \text{Repurchases} + \text{Curtailments} + \text{Liquidations} + \text{Other Prin Proceeds}) / (\text{Beginning Collateral Bal} - \text{Scheduled Prin})$
CPR	Conditional Prepayment Rate	$1 - (1 - \text{SMM})^{12}$
PSA	Public Securities Association	$100 * \text{CPR} / (0.2 * \text{MIN}(30, \text{WAS}))$
WAS	Weighted Average Seasoning	$(\text{Original Term} - \text{Remaining Term}) * (\text{Current Scheduled Balance} / \text{Deal Scheduled Principal Balance})$



**First Franklin Mortgage Loan Trust
Mortgage Loan Asset-Backed Certificates
Series 2007-FF2**

**Distribution Date: 25-Oct-07
Mortgage Loan Characteristics Part I
Total (ALL Loans)**

Distribution by Current Ending Principal Balance

Min	Max	Count	% of Total	Balance	% of Total
21,000	to 69,000	1,228	9.99%	66,090,195	2.68%
69,000	to 86,000	884	7.19%	68,327,148	2.77%
86,000	to 103,000	1,010	8.22%	95,635,561	3.88%
103,000	to 120,000	1,061	8.63%	118,372,248	4.80%
120,000	to 137,000	1,004	8.17%	129,123,377	5.23%
137,000	to 154,000	949	7.72%	137,827,838	5.59%
154,000	to 203,000	1,980	16.11%	352,183,775	14.28%
203,000	to 252,000	1,284	10.45%	289,426,235	11.73%
252,000	to 301,000	769	6.26%	212,051,383	8.60%
301,000	to 350,000	569	4.63%	184,705,081	7.49%
350,000	to 397,000	325	2.64%	121,058,238	4.91%
397,000	to 1,515,000	1,226	9.98%	692,102,027	28.06%
		12,289	100.00%	2,466,903,106	100.00%

Distribution by Cut-off Principal Balance

Min	Max	Count	% of Total	Balance	% of Total
22,000	to 69,000	1,293	10.09%	69,656,323	2.68%
69,000	to 86,000	896	6.99%	69,398,323	2.67%
86,000	to 103,000	1,036	8.08%	98,221,645	3.78%
103,000	to 120,000	1,091	8.51%	121,896,629	4.69%
120,000	to 137,000	1,033	8.06%	133,023,262	5.12%
137,000	to 156,000	1,082	8.44%	158,127,374	6.08%
156,000	to 205,000	2,039	15.91%	366,513,334	14.10%
205,000	to 254,000	1,311	10.23%	297,932,249	11.46%
254,000	to 303,000	806	6.29%	223,387,385	8.59%
303,000	to 352,000	605	4.72%	197,657,003	7.60%
352,000	to 400,000	359	2.80%	135,497,518	5.21%
400,000	to 1,516,000	1,268	9.89%	728,679,321	28.03%
		12,819	100.00%	2,599,990,368	100.00%

Distribution by Current Mortgage Rate

Min	Max	Count	% of Total	Balance	% of Total
5.00%	to 6.69%	1,080	8.79%	315,319,215	12.78%
6.69%	to 6.92%	751	6.11%	199,809,612	8.10%
6.92%	to 7.16%	908	7.39%	227,889,687	9.24%
7.16%	to 7.39%	858	6.98%	197,339,879	8.00%
7.39%	to 7.63%	1,180	9.60%	253,475,083	10.28%
7.63%	to 7.90%	1,460	11.88%	292,806,555	11.87%
7.90%	to 8.25%	1,490	12.12%	277,147,047	11.23%
8.25%	to 8.59%	1,012	8.24%	180,407,938	7.31%
8.59%	to 8.94%	1,036	8.43%	171,047,479	6.93%
8.94%	to 9.28%	703	5.72%	108,788,159	4.41%
9.28%	to 9.69%	595	4.84%	82,113,667	3.33%
9.69%	to 13.56%	1,216	9.90%	160,758,786	6.52%
		12,289	100.00%	2,466,903,106	100.00%

Distribution by Original Mortgage Rate

Min	Max	Count	% of Total	Balance	% of Total
5.00%	to 6.75%	1,437	11.21%	420,232,694	16.16%
6.75%	to 6.97%	702	5.48%	181,864,298	6.99%
6.97%	to 7.19%	670	5.23%	166,765,320	6.41%
7.19%	to 7.41%	1,043	8.14%	237,619,574	9.14%
7.41%	to 7.63%	1,057	8.25%	229,853,994	8.84%
7.63%	to 7.90%	1,512	11.79%	307,645,506	11.83%
7.90%	to 8.23%	1,378	10.75%	266,797,385	10.26%
8.23%	to 8.58%	1,252	9.77%	224,576,223	8.64%
8.58%	to 8.92%	1,098	8.57%	183,086,995	7.04%
8.92%	to 9.27%	752	5.87%	120,560,859	4.64%
9.27%	to 9.64%	578	4.51%	82,436,418	3.17%
9.64%	to 13.56%	1,340	10.45%	178,551,102	6.87%
		12,819	100.00%	2,599,990,368	100.00%



**First Franklin Mortgage Loan Trust
Mortgage Loan Asset-Backed Certificates
Series 2007-FF2**

***Distribution Date: 25-Oct-07
Mortgage Loan Characteristics Part II
Total (ALL Loans)***

Distribution by Product Characteristics (Current)

Product Type	# of Loans	Ending Balance	% of Balance	WAMM	WAC
Adjustable	8,638	1,960,135,290	79.46%	350.86	7.64%
Fixed 1st Lien	3,651	506,767,816	20.54%	344.55	8.46%

Distribution by Product Characteristics (Cut-off)

Product Type	# of Loans	Original Principal Balance	% of Balance	WAMM	WAC
Adjustable	9,047	2,074,568,117	79.79%	360.00	7.66%
Fixed 1st Lien	3,772	525,422,251	20.21%	353.86	8.48%

Total 12,289 2,466,903,106 100.00%

Total 12,819 2,599,990,368 100.00%

Distribution by Property Types (Current)

Property Type	# of Loans	Ending Balance	% of Balance	WAMM	WAC
SF Unattached Dwelling	9,004	1,680,180,252	68.11%	349.35	7.86%
PUD	1,944	479,922,505	19.45%	350.14	7.68%
Multifamily	530	147,788,929	5.99%	349.39	7.62%
Condo - Low Facility	759	143,253,048	5.81%	350.16	7.80%
Condo - High Facility	50	15,548,784	0.63%	350.69	8.28%
Other	2	209,588	8.50E-05	350.50	7.92%

Total 12,289 2,466,903,106 100.00%

Distribution by Property Types (Cut-off)

Property Type	# of Loans	Ending Balance	% of Balance	WAMM	WAC
SF Unattached Dwelling	9,422	1,776,672,193	68.33%	358.56	7.88%
PUD	2,003	501,578,205	19.29%	359.31	7.69%
Multifamily	556	155,980,638	6.00%	358.73	7.63%
Condo - Low Facility	781	148,938,288	5.73%	359.23	7.81%
Condo - High Facility	55	16,610,250	0.64%	360.00	8.28%
Other	2	210,794	8.11E-05	360.00	7.92%

Total 12,819 2,599,990,368 100.00%



**First Franklin Mortgage Loan Trust
Mortgage Loan Asset-Backed Certificates
Series 2007-FF2**

***Distribution Date: 25-Oct-07
Mortgage Loan Characteristics Part II
Total (ALL Loans)***

Distribution by Occupancy Type (Current)

Occupancy Type	# of Loans	Ending Balance	% of Balance	WAMM	WAC
Owner Occupied - Primary Residence	11,706	2,380,241,882	96.49%	349.64	7.81%
Non-Owner Occupied	526	73,397,989	2.98%	347.04	7.63%
Owner Occupied - Secondary Residence	57	13,263,235	0.54%	350.43	8.22%

Distribution by Occupancy Type (Cut-off)

Occupancy Type	# of Loans	Ending Balance	% of Balance	WAMM	WAC
Owner Occupied - Primary Residence	12,178	2,504,744,017	96.34%	358.83	7.83%
Non-Owner Occupied	579	81,013,333	3.12%	356.39	7.67%
Owner Occupied - Secondary Residence	62	14,233,017	0.55%	359.55	8.24%

Total 12,289 2,466,903,106 100.00%

Total 12,819 2,599,990,368 100.00%

Distribution by Loan Purpose (Current)

Loan Purpose	# of Loans	Ending Balance	% of Balance	WAMM	WAC
Purchase	7,882	1,534,565,099	62.21%	350.46	7.81%
Refinance/Equity Takeout	3,697	800,745,941	32.46%	348.34	7.84%
Refinance/No Cash Out	710	131,592,066	5.33%	346.58	7.65%

Distribution by Loan Purpose (Cut-off)

Loan Purpose	# of Loans	Ending Balance	% of Balance	WAMM	WAC
Purchase	8,171	1,607,375,444	61.82%	359.56	7.82%
Refinance/Equity Takeout	3,903	850,872,265	32.73%	357.73	7.86%
Refinance/No Cash Out	745	141,742,659	5.45%	355.91	7.69%

Total 12,289 2,466,903,106 100.00%

Total 12,819 2,599,990,368 100.00%



**First Franklin Mortgage Loan Trust
Mortgage Loan Asset-Backed Certificates
Series 2007-FF2**

***Distribution Date: 25-Oct-07
Mortgage Loan Characteristics Part II
Total (ALL Loans)***

Distribution by Originator Concentration > 10% (Current)

Originator	# of Loans	Ending Balance	% of Balance	WAMM	WAC
First Franklin	12,289	2,466,903,106	100.00%	349.56	7.81%

Distribution by Originator Concentration > 10% (Cut-off)

Originator	# of Loans	Ending Balance	% of Balance	WAMM	WAC
First Franklin	12,819	2,599,990,368	100.00%	358.76	7.83%

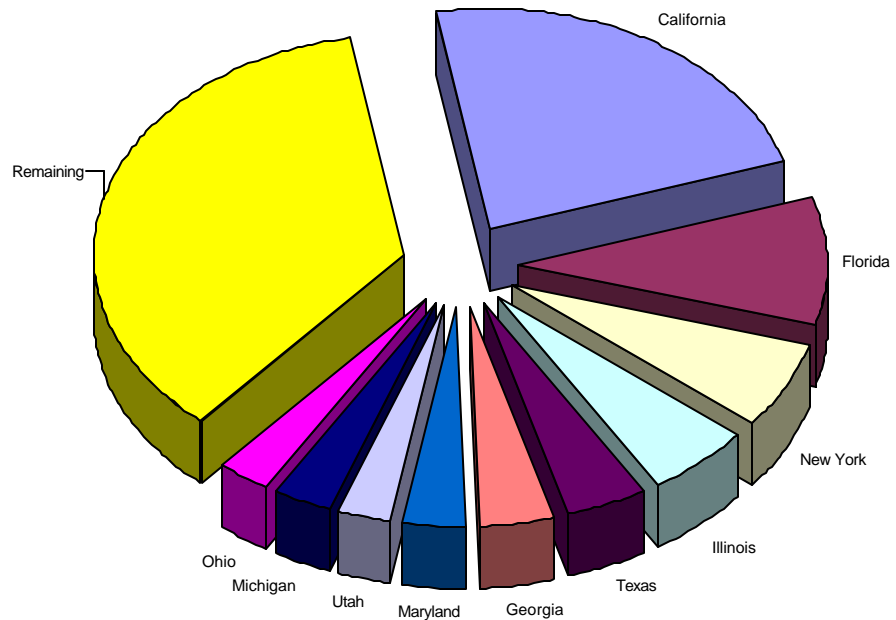
**First Franklin Mortgage Loan Trust
Mortgage Loan Asset-Backed Certificates
Series 2007-FF2**

**Distribution Date: 25-Oct-07
Geographic Concentration
Total (ALL Loans)**

Top 10 Current State Concentration

Geographic Distribution	# of Loans	Balance ⁽¹⁾	% of Balance	WAMM	WAC
California	1,433	564,204,599	22.87%	350	7.17%
Florida	1,086	228,754,883	9.27%	350	7.82%
New York	630	157,302,889	6.38%	350	7.66%
Illinois	703	139,213,649	5.64%	350	8.25%
Texas	845	102,139,344	4.14%	347	8.05%
Georgia	539	94,821,194	3.84%	350	8.23%
Maryland	271	81,597,794	3.31%	351	7.75%
Utah	382	73,419,542	2.98%	350	7.72%
Michigan	576	71,635,696	2.90%	350	8.37%
Ohio	581	67,092,913	2.72%	348	8.59%
Remaining	5,243	886,720,603	35.94%	349	8.01%

Top 10 Current State Concentration



Top 10 Original State Concentration

Geographic Distribution	# of Loans	Balance ⁽¹⁾	% of Balance	WAMM	WAC
California	1,502	597,577,463	22.98%	359	7.19%
Florida	1,100	233,352,625	8.98%	359	7.83%
New York	648	163,254,991	6.28%	359	7.66%
Illinois	782	157,850,487	6.07%	359	8.32%
Texas	852	103,837,566	3.99%	356	8.06%
Georgia	559	98,242,945	3.78%	359	8.25%
Maryland	292	86,967,068	3.34%	360	7.78%
Utah	405	78,987,702	3.04%	359	7.74%
Michigan	597	73,936,876	2.84%	359	8.39%
Massachusetts	260	71,778,539	2.76%	360	8.00%
Remaining	5,822	934,204,106	35.93%	358	8.06%

⁽¹⁾ Based on Current Period Ending Principal Balance



**First Franklin Mortgage Loan Trust
Mortgage Loan Asset-Backed Certificates
Series 2007-FF2**

***Distribution Date: 25-Oct-07
Current Period Realized Loss Detail***

Total (ALL Loans)

Disclosure Control #	Original Liquidation Balance	Net Liquidation Proceeds	Loss-Certs Non-adjusted	Subsequent Recov/(Exp)	Loss-Certs Adjusted	Loss Severity	Loan-to-Value	FICO	Lien Position	Liq Type	Occ Type
4001196585	958,781.68	928,273.72	30,507.96	0.00	30,507.96	3.18%	100.00%	647	1	S	1
4001194040	266,479.79	253,953.51	12,526.28	0.00	12,526.28	4.70%	100.00%	606	1	S	1
4001156089	254,416.41	201,219.29	53,197.12	0.00	53,197.12	20.91%	90.00%	593	1	S	1
4001176248	224,602.15	210,243.05	14,359.10	0.00	14,359.10	6.39%	100.00%	620	1	R	1
4001140542	62,759.73	(5,077.06)	67,836.79	0.00	67,836.79	108.09%	90.00%	643	1	C	3
4001004750	61,464.84	12,702.16	48,762.68	0.00	48,762.68	79.33%	95.00%	622	1	R	1
4001142772	47,730.91	610.34	47,120.57	0.00	47,120.57	98.72%	80.00%	640	1	R	3
4001184148	0.00	0.00	0.00	(375.00)	36,195.91	7.84%	90.00%	624	1	S	1
Current Total	1,876,235.51	1,601,925.01	274,310.50	(375.00)	274,685.50						
Cumulative	4,255,675.31	3,494,356.79	761,318.52	(375.00)	761,693.52						

Liq. Type Code - Legend

BK Discharged
Charge-off
Foreclosure
Retain Lien
Loan Sale

B Paid in Full
C REO
F Short Sale
L Third Party
O Settled

Occ Type Code - Legend

P Primary
R Secondary
S Investment
T
X



**First Franklin Mortgage Loan Trust
Mortgage Loan Asset-Backed Certificates
Series 2007-FF2**

Distribution Date: 25-Oct-07
Historical Realized Loss Summary
Total (ALL Loans)

Distribution Date	----- Current Realized Loss -----				----- Previous Liquidations/Payoffs -----						Realized Loss Adjusted	Cumulative Realized Loss
	Beginning Scheduled Balance	Net Liquidation Proceeds	Realized Loss	Loan Count	Claims on Prior Liquidations		Recovery on Prior Liquidations		(Claims)/Recoveries on Prior Payoffs			
					Amount	Count	Amount	Count	Amount	Count		
25-Oct-07	1,876,235.51	1,601,925.01	274,310.50	7	(375.00)	1	0.00	0	0.00	0	274,685.50	761,693.52
25-Sep-07	1,856,807.70	1,426,199.98	430,607.72	6	0.00	0	0.00	0	0.00	0	430,607.72	487,008.02
27-Aug-07	60,903.85	40,324.46	20,579.39	1	0.00	0	0.00	0	0.00	0	20,579.39	56,400.30
25-Jul-07	461,728.25	425,907.34	35,820.91	1	0.00	0	0.00	0	0.00	0	35,820.91	35,820.91
25-Jun-07	0.00	0.00	0.00	0	0.00	0	0.00	0	0.00	0	0.00	0.00
25-May-07	0.00	0.00	0.00	0	0.00	0	0.00	0	0.00	0	0.00	0.00
25-Apr-07	0.00	0.00	0.00	0	0.00	0	0.00	0	0.00	0	0.00	0.00
26-Mar-07	0.00	0.00	0.00	0	0.00	0	0.00	0	0.00	0	0.00	0.00
Total	4,255,675.31	3,494,356.79	761,318.52	15	(375.00)	1	0.00	0	0.00	0	761,693.52	



**First Franklin Mortgage Loan Trust
Mortgage Loan Asset-Backed Certificates
Series 2007-FF2**

***Distribution Date: 25-Oct-07
Historical Realized Loss Summary
Group 1 Fixed***

Distribution Date	----- Current Realized Loss -----				----- Previous Liquidations/Payoffs -----						Realized Loss Adjusted	Cumulative Realized Loss
	Beginning Scheduled Balance	Net Liquidation Proceeds	Realized Loss	Loan Count	Claims on Prior Liquidations		Recovery on Prior Liquidations		(Claims)/Recoveries on Prior Payoffs			
					Amount	Count	Amount	Count	Amount	Count		
25-Oct-07	315,881.25	213,921.45	101,959.80	2	(375.00)	1	0.00	0	0.00	0	102,334.80	459,752.85
25-Sep-07	960,807.70	639,210.56	321,597.14	5	0.00	0	0.00	0	0.00	0	321,597.14	357,418.05
27-Aug-07	0.00	0.00	0.00	0	0.00	0	0.00	0	0.00	0	0.00	35,820.91
25-Jul-07	461,728.25	425,907.34	35,820.91	1	0.00	0	0.00	0	0.00	0	35,820.91	35,820.91
25-Jun-07	0.00	0.00	0.00	0	0.00	0	0.00	0	0.00	0	0.00	0.00
25-May-07	0.00	0.00	0.00	0	0.00	0	0.00	0	0.00	0	0.00	0.00
25-Apr-07	0.00	0.00	0.00	0	0.00	0	0.00	0	0.00	0	0.00	0.00
26-Mar-07	0.00	0.00	0.00	0	0.00	0	0.00	0	0.00	0	0.00	0.00
Total	1,738,417.20	1,279,039.35	459,377.85	8	(375.00)	1	0.00	0	0.00	0	459,752.85	



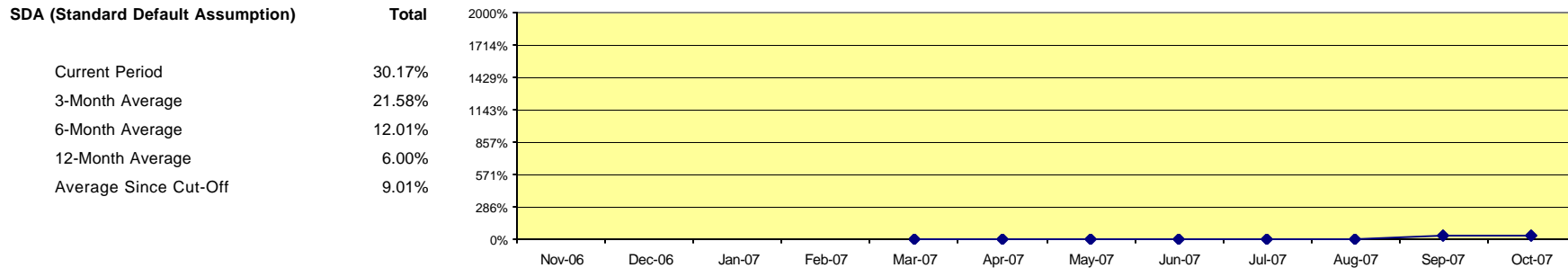
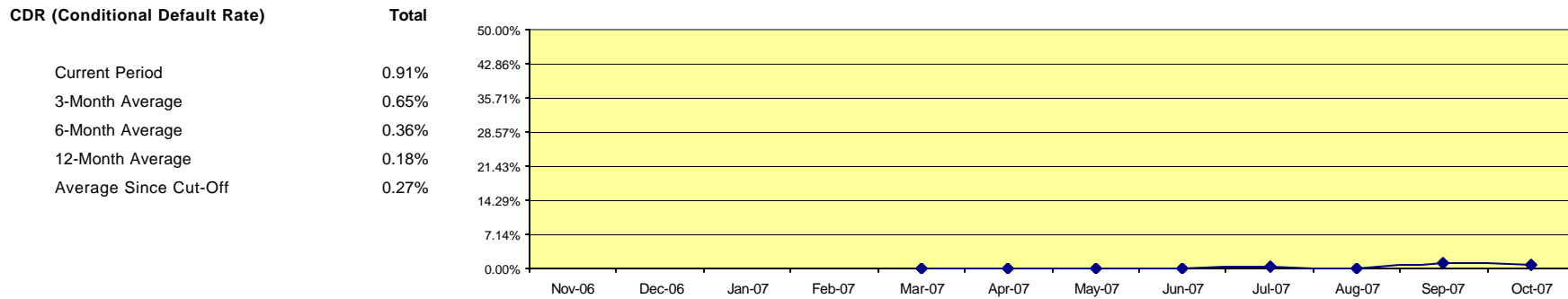
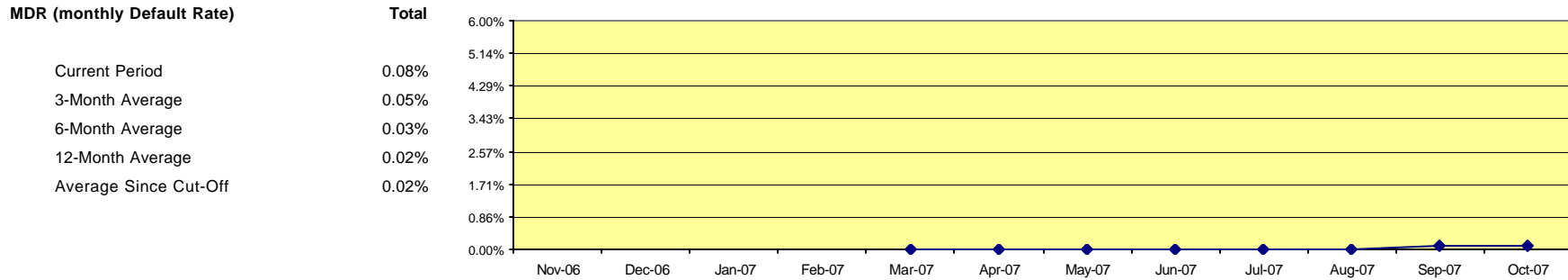
**First Franklin Mortgage Loan Trust
Mortgage Loan Asset-Backed Certificates
Series 2007-FF2**

***Distribution Date: 25-Oct-07
Historical Realized Loss Summary
Group 2 Fixed***

Distribution Date	----- Current Realized Loss -----				----- Previous Liquidations/Payoffs -----						Realized Loss Adjusted	Cumulative Realized Loss
	Beginning Scheduled Balance	Net Liquidation Proceeds	Realized Loss	Loan Count	Claims on Prior Liquidations		Recovery on Prior Liquidations		(Claims)/Recoveries on Prior Payoffs			
					Amount	Count	Amount	Count	Amount	Count		
25-Oct-07	1,560,354.26	1,388,003.56	172,350.70	5	0.00	0	0.00	0	0.00	0	172,350.70	301,940.67
25-Sep-07	896,000.00	786,989.42	109,010.58	1	0.00	0	0.00	0	0.00	0	109,010.58	129,589.97
27-Aug-07	60,903.85	40,324.46	20,579.39	1	0.00	0	0.00	0	0.00	0	20,579.39	20,579.39
25-Jul-07	0.00	0.00	0.00	0	0.00	0	0.00	0	0.00	0	0.00	0.00
25-Jun-07	0.00	0.00	0.00	0	0.00	0	0.00	0	0.00	0	0.00	0.00
25-May-07	0.00	0.00	0.00	0	0.00	0	0.00	0	0.00	0	0.00	0.00
25-Apr-07	0.00	0.00	0.00	0	0.00	0	0.00	0	0.00	0	0.00	0.00
26-Mar-07	0.00	0.00	0.00	0	0.00	0	0.00	0	0.00	0	0.00	0.00
Total	2,517,258.11	2,215,317.44	301,940.67	7	0.00	0	0.00	0	0.00	0	301,940.67	

**First Franklin Mortgage Loan Trust
Mortgage Loan Asset-Backed Certificates
Series 2007-FF2**

**Distribution Date: 25-Oct-07
Realized Loss Summary
Total (ALL Loans)**



MDR	Monthly Default Rate	$(\text{Beginning Principal Balance of Liquidated Loans}) / (\text{Total Beginning Principal Balance})$
CDR	Conditional Default Rate	$1 - (1 - \text{MDR})^{12}$
SDA	Standard Default Assumption	If WAS=30 then CDR/(WAS*0.02) else if 30<WAS=60 then CDR/0.6 else if 60<WAS=120 then CDR/(0.6-(WAS-60)*0.0095) else if WAS>120 then CDR/0.03
WAS	Weighted Average Seasoning	$(\text{Original Term} - \text{Remaining Term}) * (\text{Current Scheduled Balance} / \text{Deal Scheduled Principal Balance})$



First Franklin Mortgage Loan Trust
Mortgage Loan Asset-Backed Certificates
Series 2007-FF2

Distribution Date: 25-Oct-07
Servicemembers Civil Relief Act
Total (ALL Loans)

Disclosure Control #	Group	Beginning Balance	Scheduled Principal	Unscheduled Principal	Ending balance	Loan Rate	P&I Amount	Scheduled Interest	Interest Received	Relief Act Interest Shortfall
4001137519	Group 1 ARMS	393,043.41	108.24	0.00	392,935.17	7.50%	2,564.76	2,456.52	1,965.22	491.30
4001139654	Group 1 Fixed	89,625.91	47.25	0.00	89,569.39	10.85%	857.62	810.37	448.13	362.24
4001154722	Group 2 ARMS	279,627.81	77.34	0.00	279,585.13	7.65%	1,859.97	1,782.63	1,398.14	384.49
4001175990	Group 2 ARMS	199,666.26	54.99	0.00	199,611.27	8.50%	1,469.29	1,414.30	998.33	415.97
4001180306	Group 1 ARMS	143,532.42	149.38	0.00	143,383.04	7.10%	998.61	849.23	717.66	131.57
4001226965	Group 1 ARMS	92,036.94	48.87	0.00	91,937.82	7.50%	624.10	575.23	460.18	115.05
4001234069	Group 1 Fixed	153,988.06	159.87	0.00	153,828.19	8.40%	1,237.79	1,077.92	769.94	307.98
Total		1,351,520.81	645.94	0.00	1,350,850.01		9,612.14	8,966.20	6,757.60	2,208.60



**First Franklin Mortgage Loan Trust
Mortgage Loan Asset-Backed Certificates
Series 2007-FF2**

***Distribution Date: 25-Oct-07
Material Breaches Detail***

Disclosure Control #	Loan Group #	Ending Principal Balance	Material Breach Date	Material Breach Description
-------------------------	--------------	-----------------------------	-------------------------	-----------------------------

Material breaches of pool asset representation or warranties or transaction covenants.



**First Franklin Mortgage Loan Trust
Mortgage Loan Asset-Backed Certificates
Series 2007-FF2**

***Distribution Date: 25-Oct-07
Modified Loan Detail
Total (ALL Loans)***

Disclosure Control #	Loan Group #	Modified Maturity Date	Cutoff Maturity Date	Modification Description
-------------------------	--------------	---------------------------	-------------------------	--------------------------

Modifications include any extensions or waivers to the mortgage loan terms, fees, penalties or payments during the preceding calendar month or that have become material over time.



**First Franklin Mortgage Loan Trust
Mortgage Loan Asset-Backed Certificates
Series 2007-FF2**

***Distribution Date: 25-Oct-07
Collateral Asset Changes***

Disclosure
Control #

Beginning Principal Balance

Description



**First Franklin Mortgage Loan Trust
Mortgage Loan Asset-Backed Certificates
Series 2007-FF2**

***Distribution Date: 25-Oct-07
Historical Collateral Level REO Report
Total (ALL Loans)***

Disclosure Control #	REO Date	City	State	Property Type	Actual Balance	Scheduled Balance	Recent Appraisal Value	Appraisal Date	Appraisal Reduction Amount	Date Liquidated	Liquidation Proceeds	Liquidation Expenses	Realized Loss
4001149508	28-Sep-07	Scotts	MI	SF Unattached Dwelling	303,680.26	302,351.30	0.00						
4001169339	28-Sep-07	San Bernardino	CA	SF Unattached Dwelling	201,600.00	201,360.53	0.00						
4001151175	28-Sep-07	Adrian	MI	SF Unattached Dwelling	71,805.47	71,419.79	0.00						
4001188381	28-Sep-07	Lakeville	MN	SF Unattached Dwelling	556,000.00	556,000.00	0.00						
4001147792	26-Sep-07	Bolivar	TN	SF Unattached Dwelling	27,793.42	27,738.20	0.00						
4001201573	24-Sep-07	Saint Clair Shores	MI	SF Unattached Dwelling	145,927.43	145,325.91	0.00						
4001185129	24-Sep-07	Cadillac	MI	SF Unattached Dwelling	82,989.49	82,902.86	0.00						
4001185052	21-Sep-07	Detroit	MI	SF Unattached Dwelling	99,932.22	99,373.55	0.00						
4001036918	21-Sep-07	Dorr	MI	SF Unattached Dwelling	186,981.15	186,902.42	0.00						
4001072095	20-Sep-07	Detroit	MI	SF Unattached Dwelling	109,948.45	109,707.07	0.00						
4001158978	20-Sep-07	Woodbridge	VA	PUD	286,363.20	286,076.43	0.00						
4001144787	17-Sep-07	Chaska	MN	SF Unattached Dwelling	253,897.97	253,049.07	0.00						
4001182671	17-Sep-07	Chanhassen	MN	SF Unattached Dwelling	1,199,920.00	1,199,920.00	0.00						
4001181085	14-Sep-07	Minneapolis	MN	SF Unattached Dwelling	140,000.00	139,050.56	0.00						
4001200858	10-Sep-07	Lusby	MD	SF Unattached Dwelling	257,980.73	257,821.07	0.00						
4001190750	5-Sep-07	Fresno	CA	SF Unattached Dwelling	447,300.00	446,951.28	0.00						
4001208932	5-Sep-07	Houston	TX	PUD	249,884.60	248,926.80	0.00						
4001160034	5-Sep-07	Phoenix	AZ	SF Unattached Dwelling	212,000.00	212,000.00	0.00						
4001082414	5-Sep-07	Griffin	GA	SF Unattached Dwelling	110,125.00	109,386.02	0.00						
4001132210	5-Sep-07	Bethlehem	GA	SF Unattached Dwelling	171,503.04	170,500.97	0.00						
4001124931	5-Sep-07	Covington	GA	SF Unattached Dwelling	178,911.03	178,078.06	0.00						
4001188777	4-Sep-07	Blaine	MN	SF Unattached Dwelling	300,000.00	299,747.30	0.00						
4001100370	4-Sep-07	Saginaw	MI	SF Unattached Dwelling	49,971.82	49,738.76	0.00						
4001148041	28-Aug-07	Beltsville	MD	PUD	499,944.87	499,431.08	0.00						
4001198623	24-Aug-07	Indian Head	MD	Condo - Low Facility	294,860.64	294,536.33	0.00						
4001180035	23-Aug-07	Bakersfield	CA	PUD	652,000.00	647,791.72	0.00						
4001131276	23-Aug-07	Jackson	MI	SF Unattached Dwelling	148,800.00	148,800.00	0.00						
4001152175	22-Aug-07	Sunnyvale	CA	Multifamily	652,000.00	652,000.00	0.00						
4001175604	22-Aug-07	Silver Spring	MD	SF Unattached Dwelling	436,760.31	436,432.08	0.00						



**First Franklin Mortgage Loan Trust
Mortgage Loan Asset-Backed Certificates
Series 2007-FF2**

***Distribution Date: 25-Oct-07
Historical Collateral Level REO Report
Total (ALL Loans)***

Disclosure Control #	REO Date	City	State	Property Type	Actual Balance	Scheduled Balance	Recent Appraisal Value	Appraisal Date	Appraisal Reduction Amount	Date Liquidated	Liquidation Proceeds	Liquidation Expenses	Realized Loss
4001190469	21-Aug-07	Las Vegas	NV	PUD	516,000.00	515,233.05	0.00						
4001189327	21-Aug-07	Lancaster	CA	SF Unattached Dwelling	280,000.00	280,000.00	0.00						
4001167687	20-Aug-07	Surprise	AZ	SF Unattached Dwelling	420,000.00	420,000.00	0.00						
4001142484	17-Aug-07	Simi Valley	CA	PUD	484,000.00	483,496.61	0.00						
4001139685	17-Aug-07	Prior Lake	MN	SF Unattached Dwelling	452,700.00	452,700.00	0.00						
4001172131	17-Aug-07	Salinas	CA	SF Unattached Dwelling	440,000.00	439,496.84	0.00						
4001168383	16-Aug-07	Tustin	CA	SF Unattached Dwelling	524,000.00	524,000.00	0.00						
4001181465	16-Aug-07	Bakersfield	CA	SF Unattached Dwelling	308,000.00	307,691.69	0.00						
4001173155	16-Aug-07	Merced	CA	SF Unattached Dwelling	260,000.00	259,754.23	0.00						
4001201554	15-Aug-07	Henderson	NV	PUD	344,000.00	343,606.57	0.00						
4001157405	15-Aug-07	Rogers	AR	SF Unattached Dwelling	283,958.34	283,615.39	0.00						
4001100167	8-Aug-07	Houston	TX	SF Unattached Dwelling	467,350.46	464,320.41	0.00						
4001094545	8-Aug-07	Marietta	GA	SF Unattached Dwelling	800,000.00	800,000.00	0.00						
4001142646	3-Aug-07	Hemet	CA	SF Unattached Dwelling	246,400.00	246,400.00	0.00						
4001178300	3-Aug-07	Knoxville	TN	SF Unattached Dwelling	92,657.15	92,139.12	0.00						
4001194173	1-Aug-07	Ofallon	MO	SF Unattached Dwelling	234,720.00	234,124.67	0.00						
4001200100	27-Jul-07	Detroit	MI	SF Unattached Dwelling	65,596.13	65,564.02	0.00						
4001190773	26-Jul-07	Redford	MI	SF Unattached Dwelling	95,991.28	95,919.17	0.00						
4001160914	23-Jul-07	Taylor	MI	SF Unattached Dwelling	63,994.18	63,946.05	0.00						
4001184784	23-Jul-07	Ramsey	MN	SF Unattached Dwelling	600,000.00	600,000.00	0.00						
4001165448	19-Jul-07	Dearborn Heights	MI	SF Unattached Dwelling	295,793.18	294,089.48	0.00						
4001176023	22-Jun-07	Ashburn	VA	SF Unattached Dwelling	504,000.00	504,000.00	0.00						
4001165283	11-Jun-07	Saint Louis	MO	SF Unattached Dwelling	92,000.00	91,706.59	0.00						
4001177391	6-Jun-07	Mansfield	TX	PUD	456,000.00	452,622.63	0.00						
4001189178	4-Jun-07	Warren	MI	SF Unattached Dwelling	162,500.00	162,039.98	0.00						
4001175972	31-May-07	New Boston	MI	SF Unattached Dwelling	142,800.00	142,800.00	0.00						
4001185453	30-May-07	Saint Louis	MO	SF Unattached Dwelling	124,950.00	124,730.02	0.00						



**First Franklin Mortgage Loan Trust
Mortgage Loan Asset-Backed Certificates
Series 2007-FF2**

Distribution Date: 25-Oct-07
Historical Collateral Level REO Report
Total (ALL Loans)

Disclosure Control #	REO Date	City	State	Property Type	Actual Balance	Scheduled Balance	Recent Appraisal Value	Appraisal Date	Appraisal Reduction Amount	Date Liquidated	Liquidation Proceeds	Liquidation Expenses	Realized Loss
Total					17,086,291.82	17,057,315.68	0.00		0.00		0.00	0.00	0.00



**First Franklin Mortgage Loan Trust
Mortgage Loan Asset-Backed Certificates
Series 2007-FF2**

***Distribution Date: 25-Oct-07
Historical Collateral Level REO Report
Group 1 Fixed***

Disclosure Control #	REO Date	City	State	Property Type	Actual Balance	Scheduled Balance	Recent Appraisal Value	Appraisal Date	Appraisal Reduction Amount	Date Liquidated	Liquidation Proceeds	Liquidation Expenses	Realized Loss
4001149508	28-Sep-07	Scotts	MI	SF Unattached Dwelling	303,680.26	302,351.30	0.00						
4001201573	24-Sep-07	Saint Clair Shores	MI	SF Unattached Dwelling	145,927.43	145,325.91	0.00						
4001158978	20-Sep-07	Woodbridge	VA	PUD	286,363.20	286,076.43	0.00						
4001181085	14-Sep-07	Minneapolis	MN	SF Unattached Dwelling	140,000.00	139,050.56	0.00						
4001200858	10-Sep-07	Lusby	MD	SF Unattached Dwelling	257,980.73	257,821.07	0.00						
4001124931	5-Sep-07	Covington	GA	SF Unattached Dwelling	178,911.03	178,078.06	0.00						
4001082414	5-Sep-07	Griffin	GA	SF Unattached Dwelling	110,125.00	109,386.02	0.00						
4001132210	5-Sep-07	Bethlehem	GA	SF Unattached Dwelling	171,503.04	170,500.97	0.00						
4001188777	4-Sep-07	Blaine	MN	SF Unattached Dwelling	300,000.00	299,747.30	0.00						
4001198623	24-Aug-07	Indian Head	MD	Condo - Low Facility	294,860.64	294,536.33	0.00						
4001181465	16-Aug-07	Bakersfield	CA	SF Unattached Dwelling	308,000.00	307,691.69	0.00						
4001201554	15-Aug-07	Henderson	NV	PUD	344,000.00	343,606.57	0.00						
4001178300	3-Aug-07	Knoxville	TN	SF Unattached Dwelling	92,657.15	92,139.12	0.00						
4001200100	27-Jul-07	Detroit	MI	SF Unattached Dwelling	65,596.13	65,564.02	0.00						
4001190773	26-Jul-07	Redford	MI	SF Unattached Dwelling	95,991.28	95,919.17	0.00						
4001165448	19-Jul-07	Dearborn Heights	MI	SF Unattached Dwelling	295,793.18	294,089.48	0.00						
4001189178	4-Jun-07	Warren	MI	SF Unattached Dwelling	162,500.00	162,039.98	0.00						
Total					3,553,889.07	3,543,923.98	0.00		0.00		0.00	0.00	0.00



**First Franklin Mortgage Loan Trust
Mortgage Loan Asset-Backed Certificates
Series 2007-FF2**

***Distribution Date: 25-Oct-07
Historical Collateral Level REO Report
Group 2 Fixed***

Disclosure Control #	REO Date	City	State	Property Type	Actual Balance	Scheduled Balance	Recent Appraisal Value	Appraisal Date	Appraisal Reduction Amount	Date Liquidated	Liquidation Proceeds	Liquidation Expenses	Realized Loss
4001169339	28-Sep-07	San Bernardino	CA	SF Unattached Dwelling	201,600.00	201,360.53	0.00						
4001188381	28-Sep-07	Lakeville	MN	SF Unattached Dwelling	556,000.00	556,000.00	0.00						
4001151175	28-Sep-07	Adrian	MI	SF Unattached Dwelling	71,805.47	71,419.79	0.00						
4001147792	26-Sep-07	Bolivar	TN	SF Unattached Dwelling	27,793.42	27,738.20	0.00						
4001185129	24-Sep-07	Cadillac	MI	SF Unattached Dwelling	82,989.49	82,902.86	0.00						
4001185052	21-Sep-07	Detroit	MI	SF Unattached Dwelling	99,932.22	99,373.55	0.00						
4001036918	21-Sep-07	Dorr	MI	SF Unattached Dwelling	186,981.15	186,902.42	0.00						
4001072095	20-Sep-07	Detroit	MI	SF Unattached Dwelling	109,948.45	109,707.07	0.00						
4001182671	17-Sep-07	Chanhausen	MN	SF Unattached Dwelling	1,199,920.00	1,199,920.00	0.00						
4001144787	17-Sep-07	Chaska	MN	SF Unattached Dwelling	253,897.97	253,049.07	0.00						
4001160034	5-Sep-07	Phoenix	AZ	SF Unattached Dwelling	212,000.00	212,000.00	0.00						
4001208932	5-Sep-07	Houston	TX	PUD	249,884.60	248,926.80	0.00						
4001190750	5-Sep-07	Fresno	CA	SF Unattached Dwelling	447,300.00	446,951.28	0.00						
4001100370	4-Sep-07	Saginaw	MI	SF Unattached Dwelling	49,971.82	49,738.76	0.00						
4001148041	28-Aug-07	Beltsville	MD	PUD	499,944.87	499,431.08	0.00						
4001131276	23-Aug-07	Jackson	MI	SF Unattached Dwelling	148,800.00	148,800.00	0.00						
4001180035	23-Aug-07	Bakersfield	CA	PUD	652,000.00	647,791.72	0.00						
4001175604	22-Aug-07	Silver Spring	MD	SF Unattached Dwelling	436,760.31	436,432.08	0.00						
4001152175	22-Aug-07	Sunnyvale	CA	Multifamily	652,000.00	652,000.00	0.00						
4001189327	21-Aug-07	Lancaster	CA	SF Unattached Dwelling	280,000.00	280,000.00	0.00						
4001190469	21-Aug-07	Las Vegas	NV	PUD	516,000.00	515,233.05	0.00						
4001167687	20-Aug-07	Surprise	AZ	SF Unattached Dwelling	420,000.00	420,000.00	0.00						
4001142484	17-Aug-07	Simi Valley	CA	PUD	484,000.00	483,496.61	0.00						
4001139685	17-Aug-07	Prior Lake	MN	SF Unattached Dwelling	452,700.00	452,700.00	0.00						
4001172131	17-Aug-07	Salinas	CA	SF Unattached Dwelling	440,000.00	439,496.84	0.00						
4001173155	16-Aug-07	Merced	CA	SF Unattached Dwelling	260,000.00	259,754.23	0.00						
4001168383	16-Aug-07	Tustin	CA	SF Unattached Dwelling	524,000.00	524,000.00	0.00						
4001157405	15-Aug-07	Rogers	AR	SF Unattached Dwelling	283,958.34	283,615.39	0.00						
4001094545	8-Aug-07	Marietta	GA	SF Unattached Dwelling	800,000.00	800,000.00	0.00						



First Franklin Mortgage Loan Trust
Mortgage Loan Asset-Backed Certificates
Series 2007-FF2

Distribution Date: 25-Oct-07
Historical Collateral Level REO Report
Group 2 Fixed

Disclosure Control #	REO Date	City	State	Property Type	Actual Balance	Scheduled Balance	Recent Appraisal Value	Appraisal Date	Appraisal Reduction Amount	Date Liquidated	Liquidation Proceeds	Liquidation Expenses	Realized Loss
4001100167	8-Aug-07	Houston	TX	SF Unattached Dwelling	467,350.46	464,320.41	0.00						
4001142646	3-Aug-07	Hemet	CA	SF Unattached Dwelling	246,400.00	246,400.00	0.00						
4001194173	1-Aug-07	Ofallon	MO	SF Unattached Dwelling	234,720.00	234,124.67	0.00						
4001160914	23-Jul-07	Taylor	MI	SF Unattached Dwelling	63,994.18	63,946.05	0.00						
4001184784	23-Jul-07	Ramsey	MN	SF Unattached Dwelling	600,000.00	600,000.00	0.00						
4001176023	22-Jun-07	Ashburn	VA	SF Unattached Dwelling	504,000.00	504,000.00	0.00						
4001165283	11-Jun-07	Saint Louis	MO	SF Unattached Dwelling	92,000.00	91,706.59	0.00						
4001177391	6-Jun-07	Mansfield	TX	PUD	456,000.00	452,622.63	0.00						
4001175972	31-May-07	New Boston	MI	SF Unattached Dwelling	142,800.00	142,800.00	0.00						
4001185453	30-May-07	Saint Louis	MO	SF Unattached Dwelling	124,950.00	124,730.02	0.00						
Total					13,532,402.75	13,513,391.70	0.00		0.00		0.00	0.00	0.00