



**First Franklin Mortgage Loan Trust
Mortgage Loan Asset-Backed Securities
Series 2007-3**

Distribution Date: 26-Nov-07

ABN AMRO Acct : 724765.1

Payment Date: 26-Nov-07
Prior Payment: 25-Oct-07
Next Payment: 26-Dec-07
Record Date: 31-Oct-07

Distribution Count: 6

Closing Date: 30-May-07
First Pay. Date: 25-Jun-07
Rated Final Payment Date: 25-Jun-37
Determination Date: 15-Nov-07

Delinq Method: OTS

Outside Parties To The Transaction

Depositor: Merrill Lynch & Company- Asset Backed Sec. Group

Underwriter: Merrill Lynch Mortgage Lending, Inc.

Master Servicer: Home Loan Services

Rating Agency: Moody's Investors Service/Standard & Poor's Ratings Services

Contact Information:

Analyst: Mohammed Khan 714.259.6869
Mohammed.Ali.Khan@abnamro.com
Administrator: Martha Boduch 312.904.6709
Martha.Boduch@abnamro.com
LaSalle Website: www.etrustee.net

Effective October 1, 2007, Bank of America Corporation, parent corporation of Bank of America, N.A. ("Bank of America") and Banc of America Securities LLC ("BAS"), has acquired ABN AMRO North America Holding Company, parent company of LaSalle Bank Corporation and LaSalle Bank National Association ("LaSalle"), from ABN AMRO Bank N.V. (the "Acquisition").



**First Franklin Mortgage Loan Trust
Mortgage Loan Asset-Backed Securities
Series 2007-3**

Table of Contents

| <i>Content:</i> | <i>Pages</i> |
|--|--------------|
| Statement to Certificate Holders | 3 |
| Statement to Certificate Holders (Factors) | 4 |
| Pool/Non-Pool Funds Cash Reconciliation | 5 |
| Cash Reconciliation Summary | 6-7 |
| Pool Detail and Performance Indicators | 8-10 |
| Bond Interest Reconciliation Part I | 11 |
| Bond Interest Reconciliation Part II | 12-13 |
| Bond Principal Reconciliation | 14 |
| Rating Information | 15 |
| 15 Month Loan Status Summary Part I | 16-22 |
| 15 Month Loan Status Summary Part II | 23-29 |
| 15 Month Historical Payoff Summary | 30-32 |
| Prepayment Premium Loan Detail | 33 |
| Prepayment Summary | 34 |
| Historical Collateral Level REO Report | 35-37 |
| Mortgage Loan Characteristics Part I | 38 |
| Mortgage Loan Characteristics Part II | 39-41 |
| Geographic Concentration | 42 |
| Current Period Realized Loss Detail | 43 |
| Historical Realized Loss Summary | 44-46 |
| Realized Loss Summary | 47 |
| Servicemembers Civil Relief Act | 48 |
| Material Breaches Detail | 49 |
| Modified Loan Detail (Historical) | 50 |
| Collateral Asset Changes | 51 |
| Substitution Detail History | 52 |
| Substitution Detail History Summary | 53 |



**First Franklin Mortgage Loan Trust
Mortgage Loan Asset-Backed Securities
Series 2007-3**

**Distribution Date: 26-Nov-07
BOND PAYMENT**

| Class | CUSIP | Original Face Value ⁽¹⁾ | Beginning Certificate Balance | Principal Payment | Principal Adjustment or Loss | Deferred Interest | Ending Certificate Balance | Interest Payment ⁽²⁾ | Interest Adjustment | Pass-Through Rate |
|-------|-----------|------------------------------------|-------------------------------|-------------------|------------------------------|-------------------|----------------------------|---------------------------------|---------------------|-------------------|
| A-1A | 59024VAA7 | 285,760,000.00 | 261,773,339.50 | 7,931,821.92 | 0.00 | 0.00 | 253,841,517.58 | 1,143,076.92 | 0.00 | 4.9125000000% |
| A-1B | 59024VAB5 | 26,321,000.00 | 26,321,000.00 | 0.00 | 0.00 | 0.00 | 26,321,000.00 | 117,040.72 | 0.01 | 5.0025000000% |
| A-1C | 59024VAC3 | 205,174,000.00 | 205,174,000.00 | 0.00 | 0.00 | 0.00 | 205,174,000.00 | 919,635.46 | 0.00 | 5.0425000000% |
| A-1D | 59024VAD1 | 33,199,000.00 | 33,199,000.00 | 0.00 | 0.00 | 0.00 | 33,199,000.00 | 149,985.70 | 0.00 | 5.0825000000% |
| A-2A | 59024VAE9 | 420,975,000.00 | 375,870,904.96 | 9,202,445.54 | 0.00 | 0.00 | 366,668,459.42 | 1,644,644.03 | 0.00 | 4.9225000000% |
| A-2B | 59024VAF6 | 210,336,000.00 | 210,336,000.00 | 0.00 | 0.00 | 0.00 | 210,336,000.00 | 935,294.08 | 0.00 | 5.0025000000% |
| A-2C | 59024VAG4 | 235,961,000.00 | 235,961,000.00 | 0.00 | 0.00 | 0.00 | 235,961,000.00 | 1,059,727.07 | 0.00 | 5.0525000000% |
| A-2D | 59024VAH2 | 91,182,000.00 | 91,182,000.00 | 0.00 | 0.00 | 0.00 | 91,182,000.00 | 415,182.04 | 0.00 | 5.1225000000% |
| M-1-1 | 59024VAJ8 | 35,135,000.00 | 35,135,000.00 | 0.00 | 0.00 | 0.00 | 35,135,000.00 | 161,542.92 | 0.00 | 5.1725000000% |
| M-1-2 | 59024VAK5 | 61,178,000.00 | 61,178,000.00 | 0.00 | 0.00 | 0.00 | 61,178,000.00 | 278,563.83 | 0.00 | 5.1225000000% |
| M-2-1 | 59024VAL3 | 28,590,000.00 | 28,590,000.00 | 0.00 | 0.00 | 0.00 | 28,590,000.00 | 131,958.73 | 0.00 | 5.1925000000% |
| M-2-2 | 59024VAM1 | 49,783,000.00 | 49,783,000.00 | 0.00 | 0.00 | 0.00 | 49,783,000.00 | 227,563.62 | 0.00 | 5.1425000000% |
| M-3-1 | 59024VAN9 | 7,922,000.00 | 7,922,000.00 | 0.00 | 0.00 | 0.00 | 7,922,000.00 | 36,916.52 | 0.00 | 5.2425000000% |
| M-3-2 | 59024VAP4 | 13,795,000.00 | 13,795,000.00 | 0.00 | 0.00 | 0.00 | 13,795,000.00 | 63,303.72 | 0.00 | 5.1625000000% |
| M-4-1 | 59024VAQ2 | 9,989,000.00 | 9,989,000.00 | 0.00 | 0.00 | 0.00 | 9,989,000.00 | 47,703.02 | 0.00 | 5.3725000000% |
| M-4-2 | 59024VAR0 | 17,394,000.00 | 17,394,000.00 | 0.00 | 0.00 | 0.00 | 17,394,000.00 | 81,519.88 | 0.00 | 5.2725000000% |
| M-5 | 59024VAS8 | 23,607,000.00 | 23,607,000.00 | 0.00 | 0.00 | 0.00 | 23,607,000.00 | 111,687.34 | 0.00 | 5.3225000000% |
| M-6 | 59024VAT6 | 16,996,000.00 | 16,996,000.00 | 0.00 | 0.00 | 0.00 | 16,996,000.00 | 84,942.23 | 0.00 | 5.6225000000% |
| B-1 | 59024VAU3 | 19,829,000.00 | 19,829,000.00 | 0.00 | 0.00 | 0.00 | 19,829,000.00 | 109,676.40 | 0.00 | 6.2225000000% |
| B-2 | 59024VAV1 | 18,885,000.00 | 18,885,000.00 | 0.00 | 0.00 | 0.00 | 18,885,000.00 | 115,366.37 | 0.00 | 6.8725000000% |
| B-3 | 59024VAW9 | 23,606,000.00 | 23,606,000.00 | 0.00 | 0.00 | 0.00 | 23,606,000.00 | 152,599.68 | 0.00 | 7.2725000000% |
| C | 59024VAY5 | 1,888,495,810.98 | N 1,819,404,127.46 | 0.00 | 0.00 | 0.00 | 1,802,269,860.00 | 4,145,266.96 | (138.92) | N/A |
| P | 59024VAX7 | 0.00 | 0.00 | 0.00 | 0.00 | 0.00 | 0.00 | 96,079.14 | 96,079.14 | N/A |
| R | 59024VAZ2 | 100.00 | 0.00 | 0.00 | 0.00 | 0.00 | 0.00 | 0.00 | 0.00 | N/A |
| Total | | 1,835,617,100.00 | 1,766,526,244.46 | 17,134,267.46 | 0.00 | 0.00 | 1,749,391,977.00 | 12,229,276.38 | 95,940.23 | |
| | | | | | | | | Total P&I Payment | 29,363,543.84 | |

⁽¹⁾ N denotes notional balance not included in total ⁽²⁾ Accrued Interest plus/minus Interest Adjustment minus Deferred Interest equals Interest Payment



**First Franklin Mortgage Loan Trust
Mortgage Loan Asset-Backed Securities
Series 2007-3**

**Distribution Date: 26-Nov-07
Statement to Certificate Holders (FACTORS)
BOND PAYMENT**

| Class | CUSIP | Original Face Value | Beginning Certificate Balance * | Principal Payment * | Principal Adjustment or Loss | Deferred Interest * | Ending Certificate Balance * | Interest Payment * | Interest Adjustment* | Next Rate ** |
|-------|-----------|---------------------|---------------------------------|---------------------|------------------------------|---------------------|------------------------------|--------------------|----------------------|--------------|
| A-1A | 59024VAA7 | 285,760,000.00 | 916.060118631 | 27.756935610 | 0.000000000 | 0.000000000 | 888.303183021 | 4.000129199 | 0.000000000 | 4.82313000% |
| A-1B | 59024VAB5 | 26,321,000.00 | 1000.000000000 | 0.000000000 | 0.000000000 | 0.000000000 | 1000.000000000 | 4.446666920 | 0.000000380 | 4.91313000% |
| A-1C | 59024VAC3 | 205,174,000.00 | 1000.000000000 | 0.000000000 | 0.000000000 | 0.000000000 | 1000.000000000 | 4.482222211 | 0.000000000 | 4.95313000% |
| A-1D | 59024VAD1 | 33,199,000.00 | 1000.000000000 | 0.000000000 | 0.000000000 | 0.000000000 | 1000.000000000 | 4.517777644 | 0.000000000 | 4.99313000% |
| A-2A | 59024VAE9 | 420,975,000.00 | 892.858019977 | 21.859838565 | 0.000000000 | 0.000000000 | 870.998181412 | 3.906749878 | 0.000000000 | 4.83313000% |
| A-2B | 59024VAF6 | 210,336,000.00 | 1000.000000000 | 0.000000000 | 0.000000000 | 0.000000000 | 1000.000000000 | 4.446666667 | 0.000000000 | 4.91313000% |
| A-2C | 59024VAG4 | 235,961,000.00 | 1000.000000000 | 0.000000000 | 0.000000000 | 0.000000000 | 1000.000000000 | 4.491111116 | 0.000000000 | 4.96313000% |
| A-2D | 59024VAH2 | 91,182,000.00 | 1000.000000000 | 0.000000000 | 0.000000000 | 0.000000000 | 1000.000000000 | 4.553333333 | 0.000000000 | 5.03313000% |
| M-1-1 | 59024VAJ8 | 35,135,000.00 | 1000.000000000 | 0.000000000 | 0.000000000 | 0.000000000 | 1000.000000000 | 4.597777715 | 0.000000000 | 5.08313000% |
| M-1-2 | 59024VAK5 | 61,178,000.00 | 1000.000000000 | 0.000000000 | 0.000000000 | 0.000000000 | 1000.000000000 | 4.553333388 | 0.000000000 | 5.03313000% |
| M-2-1 | 59024VAL3 | 28,590,000.00 | 1000.000000000 | 0.000000000 | 0.000000000 | 0.000000000 | 1000.000000000 | 4.615555439 | 0.000000000 | 5.10313000% |
| M-2-2 | 59024VAM1 | 49,783,000.00 | 1000.000000000 | 0.000000000 | 0.000000000 | 0.000000000 | 1000.000000000 | 4.571111022 | 0.000000000 | 5.05313000% |
| M-3-1 | 59024VAN9 | 7,922,000.00 | 1000.000000000 | 0.000000000 | 0.000000000 | 0.000000000 | 1000.000000000 | 4.660000000 | 0.000000000 | 5.15313000% |
| M-3-2 | 59024VAP4 | 13,795,000.00 | 1000.000000000 | 0.000000000 | 0.000000000 | 0.000000000 | 1000.000000000 | 4.588888728 | 0.000000000 | 5.07313000% |
| M-4-1 | 59024VAQ2 | 9,989,000.00 | 1000.000000000 | 0.000000000 | 0.000000000 | 0.000000000 | 1000.000000000 | 4.775555111 | 0.000000000 | 5.28313000% |
| M-4-2 | 59024VAR0 | 17,394,000.00 | 1000.000000000 | 0.000000000 | 0.000000000 | 0.000000000 | 1000.000000000 | 4.686666667 | 0.000000000 | 5.18313000% |
| M-5 | 59024VAS8 | 23,607,000.00 | 1000.000000000 | 0.000000000 | 0.000000000 | 0.000000000 | 1000.000000000 | 4.731111111 | 0.000000000 | 5.23313000% |
| M-6 | 59024VAT6 | 16,996,000.00 | 1000.000000000 | 0.000000000 | 0.000000000 | 0.000000000 | 1000.000000000 | 4.997777712 | 0.000000000 | 5.53313000% |
| B-1 | 59024VAU3 | 19,829,000.00 | 1000.000000000 | 0.000000000 | 0.000000000 | 0.000000000 | 1000.000000000 | 5.531110999 | 0.000000000 | 6.13313000% |
| B-2 | 59024VAV1 | 18,885,000.00 | 1000.000000000 | 0.000000000 | 0.000000000 | 0.000000000 | 1000.000000000 | 6.108889065 | 0.000000000 | 6.78313000% |
| B-3 | 59024VAW9 | 23,606,000.00 | 1000.000000000 | 0.000000000 | 0.000000000 | 0.000000000 | 1000.000000000 | 6.464444633 | 0.000000000 | 7.18313000% |
| C | 59024VAY5 | 1,888,495,810.98 N | 963.414436443 | 0.000000000 | 0.000000000 | 0.000000000 | 954.341465584 | 2.195009878 | (0.000073561) | N/A |
| P | 59024VAX7 | 0.00 | 0.000000000 | 0.000000000 | 0.000000000 | 0.000000000 | 0.000000000 | 0.000000000 | 0.000000000 | N/A |
| R | 59024VAZ2 | 100.00 | 0.000000000 | 0.000000000 | 0.000000000 | 0.000000000 | 0.000000000 | 0.000000000 | 0.000000000 | N/A |

* Per \$1,000 of Original Face Value ** Estimated



**First Franklin Mortgage Loan Trust
Mortgage Loan Asset-Backed Securities
Series 2007-3**

***Distribution Date: 26-Nov-07
Cash Reconciliation Summary***

| Pool Source of Funds | | Non-Pool Source of Funds | |
|--|----------------------|--|----------------------|
| Interest Summary | | Principal Summary | |
| Interest Summary | | Principal Summary | |
| Scheduled Interest | 12,891,421.30 | Scheduled Prin Distribution | 560,359.48 |
| Fees | 758,084.55 | Curtailments | 58,669.79 |
| Remittance Interest | 12,133,336.75 | Prepayments in Full | 16,515,238.19 |
| Other Interest Proceeds/Shortfalls | | Liquidation Proceeds | 0.00 |
| Prepayment Penalties | 96,079.14 | Repurchase Proceeds | 0.00 |
| Other Interest Loss | 0.00 | Other Principal Proceeds | 0.00 |
| Other Interest Proceeds | 0.00 | Remittance Principal | 17,134,267.46 |
| Non-advancing Interest | 0.00 | | |
| Non-Supported Interest Shortfall | 0.00 | | |
| Relief Act Shortfall | (139.51) | | |
| Modification Shortfall | 0.00 | | |
| Other Interest Proceeds/Shortfalls | 95,939.63 | | |
| Interest Adjusted | 12,229,276.38 | | |
| Fee Summary | | | |
| Total Servicing Fees | 758,084.55 | | |
| Total Trustee Fees | 0.00 | | |
| LPMI Fees | 0.00 | | |
| Credit Manager's Fees | 0.00 | | |
| Unpaid Serv Fees (Charged-off Loans) | 0.00 | | |
| Misc. Fees / Trust Expense | 0.00 | | |
| Insurance Premium | 0.00 | | |
| Total Fees | 758,084.55 | | |
| Advances (Principal & Interest) | | | |
| Prior Month's Outstanding Advances | N/A | | |
| Current Advances | N/A | | |
| Reimbursement of Prior Advances | N/A | | |
| Outstanding Advances | N/A | | |
| | | P&I Due Certificate Holders | 29,363,543.84 |

P&I Advances as of the end of the Due Period do not reflect the amount of advances remitted by the Servicer on the Servicer Remittance Date due to additional proceeds received between the end of the Due Period and the Servicer Remittance Date and netted from the P&I Advances stated as of the end of the Due Period.



**First Franklin Mortgage Loan Trust
Mortgage Loan Asset-Backed Securities
Series 2007-3**

***Distribution Date: 26-Nov-07
Cash Reconciliation Summary Group 1***

| | Group 1 Fixed | Group 1 ARM | Total |
|---|----------------|----------------|----------------|
| Interest Summary | | | |
| Scheduled Interest | 878,006.04 | 3,827,176.91 | 4,705,182.95 |
| Fees | 51,098.32 | 225,960.51 | 277,058.83 |
| Remittance Interest | 826,907.72 | 3,601,216.40 | 4,428,124.12 |
| Other Interest Proceeds/Shortfalls | | | |
| Prepayment Penalties | 9,170.31 | 27,168.34 | 36,338.65 |
| Other Interest Loss | 0.00 | 0.00 | 0.00 |
| Other Interest Proceeds | 0.00 | 0.00 | 0.00 |
| Non-advancing Interest | 0.00 | 0.00 | 0.00 |
| Net PPIS/Relief Act Shortfall | 0.00 | 0.00 | 0.00 |
| Modification Shortfall | 0.00 | 0.00 | 0.00 |
| Other Interest Proceeds/Shortfalls | 9,170.31 | 27,168.34 | 36,338.65 |
| Interest Adjusted | 836,078.03 | 3,628,384.74 | 4,464,462.77 |
| Principal Summary | | | |
| Scheduled Principal Distribution | 65,346.21 | 156,070.85 | 221,417.06 |
| Curtailments | 5,522.79 | 20,518.85 | 26,041.64 |
| Prepayments in Full | 862,737.37 | 6,821,625.85 | 7,684,363.22 |
| Liquidation Proceeds | 0.00 | 0.00 | 0.00 |
| Repurchase Proceeds | 0.00 | 0.00 | 0.00 |
| Other Principal Proceeds | 0.00 | 0.00 | 0.00 |
| Less Mod Losses | 0.00 | 0.00 | 0.00 |
| Remittance Principal | 933,606.37 | 6,998,215.55 | 7,931,821.92 |
| Fee Summary | | | |
| Total Servicing Fees | 51,098.32 | 225,960.51 | 277,058.83 |
| Total Trustee Fees | 0.00 | 0.00 | 0.00 |
| LPMI Fees | 0.00 | 0.00 | 0.00 |
| Misc. Fees | 0.00 | 0.00 | 0.00 |
| Total Fees | 51,098.32 | 225,960.51 | 277,058.83 |
| Beginning Principal Balance | 122,636,346.46 | 542,305,900.88 | 664,942,247.34 |
| Ending Principal Balance | 121,702,740.09 | 535,307,685.33 | 657,010,425.42 |



**First Franklin Mortgage Loan Trust
Mortgage Loan Asset-Backed Securities
Series 2007-3**

***Distribution Date: 26-Nov-07
Cash Reconciliation Summary Group 2***

| | Group 2 Fixed | Group 2 ARM | Total |
|---|----------------|----------------|------------------|
| Interest Summary | | | |
| Scheduled Interest | 1,446,064.28 | 6,740,174.07 | 8,186,238.35 |
| Fees | 79,868.94 | 401,156.78 | 481,025.72 |
| Remittance Interest | 1,366,195.34 | 6,339,017.29 | 7,705,212.63 |
| Other Interest Proceeds/Shortfalls | | | |
| Prepayment Penalties | 1,676.69 | 58,063.80 | 59,740.49 |
| Other Interest Loss | 0.00 | 0.00 | 0.00 |
| Other Interest Proceeds | 0.00 | 0.00 | 0.00 |
| Non-advancing Interest | 0.00 | 0.00 | 0.00 |
| Net PPIS/Relief Act Shortfall | 0.00 | (139.51) | (139.51) |
| Modification Shortfall | 0.00 | 0.00 | 0.00 |
| Other Interest Proceeds/Shortfalls | 1,676.69 | 57,924.29 | 59,600.98 |
| Interest Adjusted | 1,367,872.03 | 6,396,941.58 | 7,764,813.61 |
| Principal Summary | | | |
| Scheduled Principal Distribution | 92,108.01 | 246,834.41 | 338,942.42 |
| Curtailments | 10,958.02 | 21,670.13 | 32,628.15 |
| Prepayments in Full | 471,396.93 | 8,359,478.04 | 8,830,874.97 |
| Liquidation Proceeds | 0.00 | 0.00 | 0.00 |
| Repurchase Proceeds | 0.00 | 0.00 | 0.00 |
| Other Principal Proceeds | 0.00 | 0.00 | 0.00 |
| Less Mod Losses | 0.00 | 0.00 | 0.00 |
| Remittance Principal | 574,462.96 | 8,627,982.58 | 9,202,445.54 |
| Fee Summary | | | |
| Total Servicing Fees | 79,868.94 | 401,156.78 | 481,025.72 |
| Total Trustee Fees | 0.00 | 0.00 | 0.00 |
| LPMI Fees | 0.00 | 0.00 | 0.00 |
| Misc. Fees | 0.00 | 0.00 | 0.00 |
| Total Fees | 79,868.94 | 401,156.78 | 481,025.72 |
| Beginning Principal Balance | 191,685,582.70 | 962,776,297.42 | 1,154,461,880.12 |
| Ending Principal Balance | 191,111,119.74 | 954,148,314.84 | 1,145,259,434.58 |



**First Franklin Mortgage Loan Trust
Mortgage Loan Asset-Backed Securities
Series 2007-3**

**Distribution Date: 26-Nov-07
Pool Detail and Performance Indicators Total (All Loans)**

| Pool Detail | | | Performance Indicators | | | Misc/Additional Information | | | | |
|------------------------------|-------------------------|--------------|---|---------------|---------------|-----------------------------|---------------------------|------------------|----------------|----------------|
| Pool Level Information | | | Factors Impacting Principal Payment Rules | | | WA Rates/Life | | | | |
| Historical | Amount | Count | Delinquency Levels | Num | Den | % | | Fixed | Adj | Overall |
| Cut-off Pool Balance | 1,888,495,810.98 | 9,233 | 3 mo. Rolling Average | 64,569,136 | 1,817,155,573 | 3.56% | WAC - Remit Current | 8.37% | 7.93% | 8.00% |
| Cum Scheduled Principal | 3,362,807.06 | | 6 mo. Rolling Average | 33,252,985 | 1,842,692,890 | 1.83% | WAC - Remit Original | 8.38% | 7.95% | 8.02% |
| Cum Unscheduled Principal | 82,863,143.92 | | 12 mo. Rolling Average | 33,252,985 | 1,842,692,890 | 1.83% | WAC - Current | 8.87% | 8.43% | 8.50% |
| Cum Liquidations | 0.00 | | Loss Levels | Amount | Count | | WAC - Original | 8.88% | 8.45% | 8.52% |
| Cum Repurchases | 16,706,366.10 | | 3 mo. Cum Loss | 0.00 | 0 | | WAL - Current | 348.26 | 353.45 | 352.55 |
| | | | 6 mo. Cum loss | 0.00 | 0 | | WAL - Original | 353.38 | 358.45 | 357.59 |
| | | | 12 mo. Cum Loss | 0.00 | 0 | | | | | |
| Current | Amount | Count | % | | | | | | | |
| Beginning Pool | 1,819,404,127.46 | 8,978 | 96.34% | | | | Current Index Rate | | | 4.872500% |
| Scheduled Principal | 560,359.48 | | 0.03% | | | | Next Index Rate | | | 4.783130% |
| Unscheduled Principal | 16,573,907.98 | 79 | 0.88% | | | | | | | |
| Liquidations | 0.00 | 0 | 0.00% | | | | Prepayment Charges | | | |
| Repurchases | 0.00 | 0 | 0.00% | | | | | Amount | Count | |
| Ending Pool | 1,802,269,860.00 | 8,899 | 95.43% | | | | Current | 96,079.14 | 17 | |
| | | | | | | | Cumulative | 318,396.07 | 64 | |
| Ending Actual Balance | 1,802,908,065.59 | | | | | | | | | |
| Average Loan Balance | 202,524.99 | | | | | | | | | |
| Current Loss Detail | Amount | | | | | | Pool Composition | | | |
| Liquidation | 0.00 | | Step Down Date | | | | Properties | Balance | %/Score | |
| Realized Loss | 0.00 | | Distribution Count | 6 | | | Cut-off LTV | 1,539,112,601.20 | 84.45% | |
| Realized Loss Adjustment | 0.00 | | Required Percentage ⁽⁴⁾ | 21.06% | | | Cash Out/Refinance | 766,903,864.26 | 42.08% | |
| Net Liquidation | 0.00 | | Step Down % ⁽⁵⁾ | 59.80% | | | SFR | 1,267,193,026.86 | 69.53% | |
| | | | % of Required Percentage ⁽⁶⁾ | 39.75% | | | Owner Occupied | 1,757,262,031.23 | 96.42% | |
| Credit Enhancement | Amount | % | > Step Down Date? | | | NO | | Min | Max | WA |
| Original OC | 52,878,810.98 | 2.80% | Extra Principal | 0.00 | | | FICO | 540 | 815 | 645.11 |
| Target OC | 52,877,882.71 | 2.80% | Cumulative Extra Principal | 0.00 | | | | | | |
| Beginning OC | 52,877,883.00 | | OC Release | 0.00 | | | | | | |
| Ending OC | 52,877,883.00 | | | | | | | | | |
| Most Senior Certificates | 1,439,817,244.46 | | | | | | | | | |

Legend: (1) 60 Days+, REO, BK, F/C % (3) Condn: Cum Loss > specified thresholds (5) Defined Benchmark
 (2) (1) > (6) * (4), then TRUE (4) (Ending Pool Bal - Most Senior Certs) / Ending Pool Bal (6) Defined Benchmark (Used in Delinq Event Calc)
Note: Delinquency and Loss Event Triggers may be flagged as "Yes" prior to the Step Down Date on account of the percentage thresholds being breached.



**First Franklin Mortgage Loan Trust
Mortgage Loan Asset-Backed Securities
Series 2007-3**

**Distribution Date: 26-Nov-07
Pool Detail and Performance Indicators Group 1**

| Pool Detail | | | | Performance Indicators | | | | Misc/Additional Information | | | |
|-------------------------------|----------------|-------|--------|--|---------------|--------------|----------|------------------------------------|----------------|----------------|----------------|
| Pool Level Information | | | | Factors Impacting Principal Payment Rules | | | | WA Rates/Life | | | |
| Historical | | | | Delinquency Levels | Num | Den | % | | Fixed | Adj | Overall |
| Cut-off Pool Balance | 688,929,305.26 | 3,474 | | 3 mo. Rolling Average | 16,061,766 | 663,676,385 | 2.43% | WAC - Remit Current | 8.09% | 7.97% | 7.99% |
| Cum Scheduled Principal | 1,332,198.76 | | | 6 mo. Rolling Average | 8,494,132 | 672,939,391 | 1.28% | WAC - Remit Original | 8.09% | 7.99% | 8.01% |
| Cum Unscheduled Principal | 30,586,681.08 | | | 12 mo. Rolling Average | 8,494,132 | 672,939,391 | 1.28% | WAC - Current | 8.59% | 8.47% | 8.49% |
| Cum Liquidations | 0.00 | | | Loss Levels | Amount | Count | | WAC - Original | 8.59% | 8.49% | 8.51% |
| Cum Repurchases | 2,800,826.06 | | | 3 mo. Cum Loss | 0.00 | 0 | | WAL - Current | 346.71 | 353.45 | 352.20 |
| | | | | 6 mo. Cum loss | 0.00 | 0 | | WAL - Original | 351.84 | 358.45 | 357.25 |
| | | | | 12 mo. Cum Loss | 0.00 | 0 | | | | | |
| Current | | | | | | | | | | | |
| Beginning Pool | 664,942,247.34 | 3,369 | 96.52% | | | | | Prepayment Charges | | | |
| Scheduled Principal | 221,417.06 | | 0.03% | | | | | | Amount | Count | |
| Unscheduled Principal | 7,710,404.86 | 37 | 1.12% | | | | | Current | 36,338.65 | 8 | |
| Liquidations | 0.00 | 0 | 0.00% | | | | | Cumulative | 131,741.06 | 26 | |
| Repurchases | 0.00 | 0 | 0.00% | | | | | Pool Composition | | | |
| Ending Pool | 657,010,425.42 | 3,332 | 95.37% | | | | | Properties | Balance | %/Score | |
| | | | | | | | | Cut-off LTV | 564,014,941.41 | 84.67% | |
| Ending Actual Balance | 657,253,136.92 | | | | | | | Cash Out/Refinance | 455,657,035.61 | 68.40% | |
| Average Loan Balance | 197,182.00 | | | | | | | SFR | 488,120,405.41 | 73.27% | |
| | | | | | | | | Owner Occupied | 625,962,433.52 | 93.97% | |
| Current Loss Detail | Amount | | | | | | | Min | Max | WA | |
| Liquidation | 0.00 | | | | | | | FICO | 540 | 815 | 638.69 |
| Realized Loss | 0.00 | | | | | | | | | | |
| Realized Loss Adjustment | 0.00 | | | | | | | | | | |
| Net Liquidation | 0.00 | | | | | | | | | | |

Legend: (1) 60 Days+, REO, BK, F/C % (3) Condn: Cum Loss > specified thresholds (5) Defined Benchmark
(2) (1) > (6) * (4), then TRUE (4) (Ending Pool Bal - Most Senior Certs) / Ending Pool Bal (6) Defined Benchmark (Used in Delinq Event Calc)
Note: Delinquency and Loss Event Triggers may be flagged as "Yes" prior to the Step Down Date on account of the percentage thresholds being breached.



**First Franklin Mortgage Loan Trust
Mortgage Loan Asset-Backed Securities
Series 2007-3**

Distribution Date: 26-Nov-07
Pool Detail and Performance Indicators Group 2

| Pool Detail | | | Performance Indicators | | | Misc/Additional Information | | | | |
|------------------------------|-------------------------|-------|---|------------|---------------|-----------------------------|----------------------|------------|-----------|---------|
| Pool Level Information | | | Factors Impacting Principal Payment Rules | | | WA Rates/Life | | | | |
| Historical | Amount | Count | Delinquency Levels | Num | Den | % | | Fixed | Adj | Overall |
| Cut-off Pool Balance | 1,199,566,505.72 | 5,759 | 3 mo. Rolling Average | 48,507,370 | 1,153,479,188 | 4.22% | WAC - Remit Current | 8.55% | 7.90% | 8.01% |
| Cum Scheduled Principal | 2,030,608.30 | | 6 mo. Rolling Average | 24,758,853 | 1,169,753,499 | 2.15% | WAC - Remit Original | 8.56% | 7.93% | 8.03% |
| Cum Unscheduled Principal | 52,276,462.84 | | 12 mo. Rolling Average | 24,758,853 | 1,169,753,499 | 2.15% | WAC - Current | 9.05% | 8.40% | 8.51% |
| Cum Liquidations | 0.00 | | Loss Levels | Amount | Count | | WAC - Original | 9.06% | 8.43% | 8.53% |
| Cum Repurchases | 13,905,540.04 | | 3 mo. Cum Loss | 0.00 | 0 | | WAL - Current | 349.25 | 353.45 | 352.75 |
| | | | 6 mo. Cum loss | 0.00 | 0 | | WAL - Original | 354.37 | 358.45 | 357.78 |
| | | | 12 mo. Cum Loss | 0.00 | 0 | | | | | |
| Current | Amount | Count | % | | | | | | | |
| Beginning Pool | 1,154,461,880.12 | 5,609 | 96.24% | | | | | | | |
| Scheduled Principal | 338,942.42 | | 0.03% | | | | | | | |
| Unscheduled Principal | 8,863,503.12 | 42 | 0.74% | | | | | | | |
| Liquidations | 0.00 | 0 | 0.00% | | | | | | | |
| Repurchases | 0.00 | 0 | 0.00% | | | | | | | |
| Ending Pool | 1,145,259,434.58 | 5,567 | 95.47% | | | | Prepayment Charges | | | |
| | | | | | | | | Amount | Count | |
| | | | | | | | Current | 59,740.49 | 9 | |
| | | | | | | | Cumulative | 186,655.01 | 38 | |
| Ending Actual Balance | 1,145,654,928.67 | | | | | | | | | |
| Average Loan Balance | 205,722.91 | | | | | | | | | |
| Current Loss Detail | Amount | | | | | | | | | |
| Liquidation | 0.00 | | | | | | | | | |
| Realized Loss | 0.00 | | | | | | | | | |
| Realized Loss Adjustment | 0.00 | | | | | | | | | |
| Net Liquidation | 0.00 | | | | | | | | | |
| | | | | | | Pool Composition | | | | |
| | | | | | | Properties | Balance | %Score | | |
| | | | | | | Cut-off LTV | 975,097,659.79 | 84.33% | | |
| | | | | | | Cash Out/Refinance | 311,246,828.65 | 26.92% | | |
| | | | | | | SFR | 779,072,621.45 | 67.38% | | |
| | | | | | | Owner Occupied | 1,131,299,597.71 | 97.84% | | |
| | | | | | | | Min | Max | WA | |
| | | | | | | FICO | 540 | 814 | 648.80 | |

Legend: (1) 60 Days+, REO, BK, F/C % (2) (1) > (6) * (4), then TRUE (3) Condn: Cum Loss > specified thresholds (4) (Ending Pool Bal - Most Senior Certs) / Ending Pool Bal (5) Defined Benchmark (6) Defined Benchmark (Used in Delinq Event Calc)
Note: Delinquency and Loss Event Triggers may be flagged as "Yes" prior to the Step Down Date on account of the percentage thresholds being breached.



**First Franklin Mortgage Loan Trust
Mortgage Loan Asset-Backed Securities
Series 2007-3**

***Distribution Date: 26-Nov-07
Bond Interest Reconciliation***

| -- Accrual -- | | | | | | | | | | | | | | | ----- Recovered ----- | | ----- Outstanding ----- | |
|---------------|---------|------|------------------|----------------|------------------------------|--------------------------|---------------------------|------------------------------------|-------------------------|-------------------------------|--------------------------------------|-------------------------------|--------------------------------------|----------------------------|-----------------------|--|-------------------------|--|
| Class | Method | Days | Opening Balance | Pass-Thru Rate | Accrual Certificate Interest | Total Interest Additions | Total Interest Deductions | Distributable Certificate Interest | Interest Payment Amount | Interest Carry-Forward Amount | Floating Rate Certificate Carry-Over | Interest Carry-Forward Amount | Floating Rate Certificate Carry-Over | Net Cap Rate in Effect Y/N | | | | |
| A-1A | Act/360 | 32 | 261,773,339.50 | 4.912500000% | 1,143,076.92 | 0.00 | 0.00 | 1,143,076.92 | 1,143,076.92 | 0.00 | 0.00 | 0.00 | 0.00 | No | | | | |
| A-1B | Act/360 | 32 | 26,321,000.00 | 5.002500000% | 117,040.71 | 0.00 | 0.00 | 117,040.72 | 117,040.72 | 0.01 | 0.00 | 0.00 | 0.00 | No | | | | |
| A-1C | Act/360 | 32 | 205,174,000.00 | 5.042500000% | 919,635.46 | 0.00 | 0.00 | 919,635.46 | 919,635.46 | 0.00 | 0.00 | 0.00 | 0.00 | No | | | | |
| A-1D | Act/360 | 32 | 33,199,000.00 | 5.082500000% | 149,985.70 | 0.00 | 0.00 | 149,985.70 | 149,985.70 | 0.00 | 0.00 | 0.01 | 0.00 | No | | | | |
| A-2A | Act/360 | 32 | 375,870,904.96 | 4.922500000% | 1,644,644.03 | 0.00 | 0.00 | 1,644,644.03 | 1,644,644.03 | 0.00 | 0.00 | 0.00 | 0.00 | No | | | | |
| A-2B | Act/360 | 32 | 210,336,000.00 | 5.002500000% | 935,294.08 | 0.00 | 0.00 | 935,294.08 | 935,294.08 | 0.00 | 0.00 | 0.00 | 0.00 | No | | | | |
| A-2C | Act/360 | 32 | 235,961,000.00 | 5.052500000% | 1,059,727.07 | 0.00 | 0.00 | 1,059,727.07 | 1,059,727.07 | 0.00 | 0.00 | 0.00 | 0.00 | No | | | | |
| A-2D | Act/360 | 32 | 91,182,000.00 | 5.122500000% | 415,182.04 | 0.00 | 0.00 | 415,182.04 | 415,182.04 | 0.00 | 0.00 | 0.00 | 0.00 | No | | | | |
| M-1-1 | Act/360 | 32 | 35,135,000.00 | 5.172500000% | 161,542.92 | 0.00 | 0.00 | 161,542.92 | 161,542.92 | 0.00 | 0.00 | 0.00 | 0.00 | No | | | | |
| M-1-2 | Act/360 | 32 | 61,178,000.00 | 5.122500000% | 278,563.83 | 0.00 | 0.00 | 278,563.83 | 278,563.83 | 0.00 | 0.00 | 0.00 | 0.00 | No | | | | |
| M-2-1 | Act/360 | 32 | 28,590,000.00 | 5.192500000% | 131,958.73 | 0.00 | 0.00 | 131,958.73 | 131,958.73 | 0.00 | 0.00 | 0.00 | 0.00 | No | | | | |
| M-2-2 | Act/360 | 32 | 49,783,000.00 | 5.142500000% | 227,563.62 | 0.00 | 0.00 | 227,563.62 | 227,563.62 | 0.00 | 0.00 | 0.01 | 0.00 | No | | | | |
| M-3-1 | Act/360 | 32 | 7,922,000.00 | 5.242500000% | 36,916.52 | 0.00 | 0.00 | 36,916.52 | 36,916.52 | 0.00 | 0.00 | 0.00 | 0.00 | No | | | | |
| M-3-2 | Act/360 | 32 | 13,795,000.00 | 5.162500000% | 63,303.72 | 0.00 | 0.00 | 63,303.72 | 63,303.72 | 0.00 | 0.00 | 0.00 | 0.00 | No | | | | |
| M-4-1 | Act/360 | 32 | 9,989,000.00 | 5.372500000% | 47,703.02 | 0.00 | 0.00 | 47,703.02 | 47,703.02 | 0.00 | 0.00 | 0.01 | 0.00 | No | | | | |
| M-4-2 | Act/360 | 32 | 17,394,000.00 | 5.272500000% | 81,519.88 | 0.00 | 0.00 | 81,519.88 | 81,519.88 | 0.00 | 0.00 | 0.00 | 0.00 | No | | | | |
| M-5 | Act/360 | 32 | 23,607,000.00 | 5.322500000% | 111,687.34 | 0.00 | 0.00 | 111,687.34 | 111,687.34 | 0.00 | 0.00 | 0.00 | 0.00 | No | | | | |
| M-6 | Act/360 | 32 | 16,996,000.00 | 5.622500000% | 84,942.23 | 0.00 | 0.00 | 84,942.23 | 84,942.23 | 0.00 | 0.00 | 0.00 | 0.00 | No | | | | |
| B-1 | Act/360 | 32 | 19,829,000.00 | 6.222500000% | 109,676.40 | 0.00 | 0.00 | 109,676.40 | 109,676.40 | 0.00 | 0.00 | 0.00 | 0.00 | No | | | | |
| B-2 | Act/360 | 32 | 18,885,000.00 | 6.872500000% | 115,366.37 | 0.00 | 0.00 | 115,366.37 | 115,366.37 | 0.00 | 0.00 | 0.00 | 0.00 | No | | | | |
| B-3 | Act/360 | 32 | 23,606,000.00 | 7.272500000% | 152,599.68 | 0.00 | 0.00 | 152,599.68 | 152,599.68 | 0.00 | 0.00 | 0.00 | 0.00 | No | | | | |
| C | | | 1,819,404,127.46 | N/A | 4,145,405.88 | 0.00 | 0.00 | 4,145,266.96 | 4,145,266.96 | 0.00 | 0.00 | 0.00 | 0.00 | No | | | | |
| P | | | 0.00 | N/A | 0.00 | 96,079.14 | 0.00 | 96,079.14 | 96,079.14 | 0.00 | 0.00 | 0.00 | 0.00 | N/A | | | | |
| R | Act/360 | 32 | 0.00 | 4.912500000% | 0.00 | 0.00 | 0.00 | 0.00 | 0.00 | 0.00 | 0.00 | 0.00 | 0.00 | N/A | | | | |
| Total | | | 1,766,526,244.46 | | 12,133,336.15 | 96,079.14 | 0.00 | 12,229,276.38 | 12,229,276.38 | 0.01 | 0.00 | 0.03 | 0.00 | | | | | |



**First Franklin Mortgage Loan Trust
Mortgage Loan Asset-Backed Securities
Series 2007-3**

**Distribution Date: 26-Nov-07
Bond Interest Reconciliation - Part II**

| Class | Record Date | Prior Interest Due Date | Current Interest Due Date | ----- REMIC ----- | | | | ----- Non-REMIC ----- | | | ----- Deductions ----- | | | |
|-------|-------------|-------------------------|---------------------------|------------------------------|------------------------|-----------------------------|-----------------------------|-----------------------|--------------------------------------|--|----------------------------------|---------------------------------------|--------------------------------------|------|
| | | | | Accrual Certificate Interest | Interest Carry-Forward | Supplemental Interest Trust | Payments From Cap Contracts | Prepayment Premiums | Floating Rate Certificate Carry-Over | Other Interest Proceeds ⁽¹⁾ | Non-Supported Interest Shortfall | Interest Carry-Forward ⁽²⁾ | Floating Rate Certificate Carry-Over | |
| A-1A | 31-Oct-07 | 25-Oct-07 | 26-Nov-07 | 1,143,076.92 | 0.00 | 0.00 | 0.00 | 0.00 | 0.00 | 0.00 | 0.00 | 0.00 | 0.00 | 0.00 |
| A-1B | 31-Oct-07 | 25-Oct-07 | 26-Nov-07 | 117,040.71 | 0.01 | 0.00 | 0.00 | 0.00 | 0.00 | 0.00 | 0.00 | 0.00 | 0.00 | 0.00 |
| A-1C | 31-Oct-07 | 25-Oct-07 | 26-Nov-07 | 919,635.46 | 0.00 | 0.00 | 0.00 | 0.00 | 0.00 | 0.00 | 0.00 | 0.00 | 0.00 | 0.00 |
| A-1D | 31-Oct-07 | 25-Oct-07 | 26-Nov-07 | 149,985.70 | 0.00 | 0.00 | 0.00 | 0.00 | 0.00 | 0.00 | 0.00 | 0.00 | 0.01 | 0.00 |
| A-2A | 31-Oct-07 | 25-Oct-07 | 26-Nov-07 | 1,644,644.03 | 0.00 | 0.00 | 0.00 | 0.00 | 0.00 | 0.00 | 0.00 | 0.00 | 0.00 | 0.00 |
| A-2B | 31-Oct-07 | 25-Oct-07 | 26-Nov-07 | 935,294.08 | 0.00 | 0.00 | 0.00 | 0.00 | 0.00 | 0.00 | 0.00 | 0.00 | 0.00 | 0.00 |
| A-2C | 31-Oct-07 | 25-Oct-07 | 26-Nov-07 | 1,059,727.07 | 0.00 | 0.00 | 0.00 | 0.00 | 0.00 | 0.00 | 0.00 | 0.00 | 0.00 | 0.00 |
| A-2D | 31-Oct-07 | 25-Oct-07 | 26-Nov-07 | 415,182.04 | 0.00 | 0.00 | 0.00 | 0.00 | 0.00 | 0.00 | 0.00 | 0.00 | 0.00 | 0.00 |
| M-1-1 | 31-Oct-07 | 25-Oct-07 | 26-Nov-07 | 161,542.92 | 0.00 | 0.00 | 0.00 | 0.00 | 0.00 | 0.00 | 0.00 | 0.00 | 0.00 | 0.00 |
| M-1-2 | 31-Oct-07 | 25-Oct-07 | 26-Nov-07 | 278,563.83 | 0.00 | 0.00 | 0.00 | 0.00 | 0.00 | 0.00 | 0.00 | 0.00 | 0.00 | 0.00 |
| M-2-1 | 31-Oct-07 | 25-Oct-07 | 26-Nov-07 | 131,958.73 | 0.00 | 0.00 | 0.00 | 0.00 | 0.00 | 0.00 | 0.00 | 0.00 | 0.00 | 0.00 |
| M-2-2 | 31-Oct-07 | 25-Oct-07 | 26-Nov-07 | 227,563.62 | 0.00 | 0.00 | 0.00 | 0.00 | 0.00 | 0.00 | 0.00 | 0.00 | 0.01 | 0.00 |
| M-3-1 | 31-Oct-07 | 25-Oct-07 | 26-Nov-07 | 36,916.52 | 0.00 | 0.00 | 0.00 | 0.00 | 0.00 | 0.00 | 0.00 | 0.00 | 0.00 | 0.00 |
| M-3-2 | 31-Oct-07 | 25-Oct-07 | 26-Nov-07 | 63,303.72 | 0.00 | 0.00 | 0.00 | 0.00 | 0.00 | 0.00 | 0.00 | 0.00 | 0.00 | 0.00 |
| M-4-1 | 31-Oct-07 | 25-Oct-07 | 26-Nov-07 | 47,703.02 | 0.00 | 0.00 | 0.00 | 0.00 | 0.00 | 0.00 | 0.00 | 0.00 | 0.01 | 0.00 |
| M-4-2 | 31-Oct-07 | 25-Oct-07 | 26-Nov-07 | 81,519.88 | 0.00 | 0.00 | 0.00 | 0.00 | 0.00 | 0.00 | 0.00 | 0.00 | 0.00 | 0.00 |
| M-5 | 31-Oct-07 | 25-Oct-07 | 26-Nov-07 | 111,687.34 | 0.00 | 0.00 | 0.00 | 0.00 | 0.00 | 0.00 | 0.00 | 0.00 | 0.00 | 0.00 |
| M-6 | 31-Oct-07 | 25-Oct-07 | 26-Nov-07 | 84,942.23 | 0.00 | 0.00 | 0.00 | 0.00 | 0.00 | 0.00 | 0.00 | 0.00 | 0.00 | 0.00 |
| B-1 | 31-Oct-07 | 25-Oct-07 | 26-Nov-07 | 109,676.40 | 0.00 | 0.00 | 0.00 | 0.00 | 0.00 | 0.00 | 0.00 | 0.00 | 0.00 | 0.00 |
| B-2 | 31-Oct-07 | 25-Oct-07 | 26-Nov-07 | 115,366.37 | 0.00 | 0.00 | 0.00 | 0.00 | 0.00 | 0.00 | 0.00 | 0.00 | 0.00 | 0.00 |
| B-3 | 31-Oct-07 | 25-Oct-07 | 26-Nov-07 | 152,599.68 | 0.00 | 0.00 | 0.00 | 0.00 | 0.00 | 0.00 | 0.00 | 0.00 | 0.00 | 0.00 |
| C | 31-Oct-07 | 1-Oct-07 | 1-Nov-07 | 4,145,405.88 | 0.00 | 0.00 | 0.00 | 0.00 | 0.00 | 0.00 | 0.00 | 0.00 | 0.00 | 0.00 |
| P | 31-Oct-07 | 1-Oct-07 | 1-Nov-07 | 0.00 | 0.00 | 0.00 | 0.00 | 0.00 | 96,079.14 | 0.00 | 0.00 | 0.00 | 0.00 | 0.00 |
| R | 31-Oct-07 | 25-Oct-07 | 26-Nov-07 | 0.00 | 0.00 | 0.00 | 0.00 | 0.00 | 0.00 | 0.00 | 0.00 | 0.00 | 0.00 | 0.00 |

⁽¹⁾ Other Interest Proceeds are additional interest amounts specifically allocated to the bond(s) and used in determining the bonds Distributable Interest.

⁽²⁾ Interest Carry-Forward Shortfall is unpaid interest with interest thereon.



First Franklin Mortgage Loan Trust
Mortgage Loan Asset-Backed Securities
Series 2007-3

Distribution Date: 26-Nov-07
Bond Interest Reconciliation - Part II

| Class | Record Date | Prior Interest Due Date | Current Interest Due Date | ----- R E M I C ----- | | ----- N o n - R E M I C ----- | | | | ----- D e d u c t i o n s ----- | | | |
|-------|-------------|----------------------------|------------------------------|------------------------------------|----------------------------|--------------------------------|--------------------------------|------------------------|---|---|-------------------------------------|---|---|
| | | | | Accrual Certificate Interest | Interest Carry- Forward | Supplemental Interest Trust | Payments From Cap Contracts | Prepayment Premiums | Floating Rate Certificate Carry- Over | Other Interest Proceeds ⁽¹⁾ | Non-Supported Interest Shortfall | Interest Carry- Forward ⁽²⁾ | Floating Rate Certificate Carry- Over |
| Total | | | | 12,133,336.15 | 0.01 | 0.00 | 0.00 | 96,079.14 | 0.00 | 0.00 | 0.00 | 0.03 | 0.00 |

⁽¹⁾ Other Interest Proceeds are additional interest amounts specifically allocated to the bond(s) and used in determining the bonds Distributable Interest.

⁽²⁾ Interest Carry-Forward Shortfall is unpaid interest with interest thereon.



**First Franklin Mortgage Loan Trust
Mortgage Loan Asset-Backed Securities
Series 2007-3**

***Distribution Date: 26-Nov-07
Bond Principal Reconciliation***

| Class | Original Class Balance | Beginning Class Balance | Scheduled Principal Payment | Unscheduled Principal Payment | Extra Principal Payment | ----- L o s s e s ----- | | | | Ending Class Balance | Rated Final Maturity | - Credit Support - | |
|--------------|-------------------------|-------------------------|-----------------------------|-------------------------------|-------------------------|-------------------------|----------------|-------------------|--------------------|-------------------------|----------------------|--------------------|---------|
| | | | | | | Prior Loss Reimburs. | Current Losses | Cumulative Losses | Interest on Losses | | | Original | Current |
| A-1A | 285,760,000.00 | 261,773,339.50 | 221,417.06 | 7,710,404.86 | 0.00 | 0.00 | 0.00 | 0.00 | 0.00 | 253,841,517.58 | 25-Jun-37 | 20.10% | 21.06% |
| A-1B | 26,321,000.00 | 26,321,000.00 | 0.00 | 0.00 | 0.00 | 0.00 | 0.00 | 0.00 | 0.00 | 26,321,000.00 | 25-Jun-37 | 20.10% | 21.06% |
| A-1C | 205,174,000.00 | 205,174,000.00 | 0.00 | 0.00 | 0.00 | 0.00 | 0.00 | 0.00 | 0.00 | 205,174,000.00 | 25-Jun-37 | 20.10% | 21.06% |
| A-1D | 33,199,000.00 | 33,199,000.00 | 0.00 | 0.00 | 0.00 | 0.00 | 0.00 | 0.00 | 0.00 | 33,199,000.00 | 25-Jun-37 | 20.10% | 21.06% |
| A-2A | 420,975,000.00 | 375,870,904.96 | 338,942.42 | 8,863,503.12 | 0.00 | 0.00 | 0.00 | 0.00 | 0.00 | 366,668,459.42 | 25-Jun-37 | 20.10% | 21.06% |
| A-2B | 210,336,000.00 | 210,336,000.00 | 0.00 | 0.00 | 0.00 | 0.00 | 0.00 | 0.00 | 0.00 | 210,336,000.00 | 25-Jun-37 | 20.10% | 21.06% |
| A-2C | 235,961,000.00 | 235,961,000.00 | 0.00 | 0.00 | 0.00 | 0.00 | 0.00 | 0.00 | 0.00 | 235,961,000.00 | 25-Jun-37 | 20.10% | 21.06% |
| A-2D | 91,182,000.00 | 91,182,000.00 | 0.00 | 0.00 | 0.00 | 0.00 | 0.00 | 0.00 | 0.00 | 91,182,000.00 | 25-Jun-37 | 20.10% | 21.06% |
| M-1-1 | 35,135,000.00 | 35,135,000.00 | 0.00 | 0.00 | 0.00 | 0.00 | 0.00 | 0.00 | 0.00 | 35,135,000.00 | 25-Jun-37 | 15.00% | 15.72% |
| M-1-2 | 61,178,000.00 | 61,178,000.00 | 0.00 | 0.00 | 0.00 | 0.00 | 0.00 | 0.00 | 0.00 | 61,178,000.00 | 25-Jun-37 | 15.00% | 15.72% |
| M-2-1 | 28,590,000.00 | 28,590,000.00 | 0.00 | 0.00 | 0.00 | 0.00 | 0.00 | 0.00 | 0.00 | 28,590,000.00 | 25-Jun-37 | 10.85% | 11.37% |
| M-2-2 | 49,783,000.00 | 49,783,000.00 | 0.00 | 0.00 | 0.00 | 0.00 | 0.00 | 0.00 | 0.00 | 49,783,000.00 | 25-Jun-37 | 10.85% | 11.37% |
| M-3-1 | 7,922,000.00 | 7,922,000.00 | 0.00 | 0.00 | 0.00 | 0.00 | 0.00 | 0.00 | 0.00 | 7,922,000.00 | 25-Jun-37 | 9.70% | 10.16% |
| M-3-2 | 13,795,000.00 | 13,795,000.00 | 0.00 | 0.00 | 0.00 | 0.00 | 0.00 | 0.00 | 0.00 | 13,795,000.00 | 25-Jun-37 | 9.70% | 10.16% |
| M-4-1 | 9,989,000.00 | 9,989,000.00 | 0.00 | 0.00 | 0.00 | 0.00 | 0.00 | 0.00 | 0.00 | 9,989,000.00 | 25-Jun-37 | 8.25% | 8.64% |
| M-4-2 | 17,394,000.00 | 17,394,000.00 | 0.00 | 0.00 | 0.00 | 0.00 | 0.00 | 0.00 | 0.00 | 17,394,000.00 | 25-Jun-37 | 8.25% | 8.64% |
| M-5 | 23,607,000.00 | 23,607,000.00 | 0.00 | 0.00 | 0.00 | 0.00 | 0.00 | 0.00 | 0.00 | 23,607,000.00 | 25-Jun-37 | 7.00% | 7.33% |
| M-6 | 16,996,000.00 | 16,996,000.00 | 0.00 | 0.00 | 0.00 | 0.00 | 0.00 | 0.00 | 0.00 | 16,996,000.00 | 25-Jun-37 | 6.10% | 6.39% |
| B-1 | 19,829,000.00 | 19,829,000.00 | 0.00 | 0.00 | 0.00 | 0.00 | 0.00 | 0.00 | 0.00 | 19,829,000.00 | 25-Jun-37 | 5.05% | 5.29% |
| B-2 | 18,885,000.00 | 18,885,000.00 | 0.00 | 0.00 | 0.00 | 0.00 | 0.00 | 0.00 | 0.00 | 18,885,000.00 | 25-Jun-37 | 4.05% | 4.24% |
| B-3 | 23,606,000.00 | 23,606,000.00 | 0.00 | 0.00 | 0.00 | 0.00 | 0.00 | 0.00 | 0.00 | 23,606,000.00 | 25-Jun-37 | 2.80% | 2.93% |
| C | 1,888,495,810.98 | 1,819,404,127.46 | 0.00 | 0.00 | 0.00 | 0.00 | 0.00 | 0.00 | 0.00 | 1,802,269,860.00 | 25-Jun-37 | N/A | N/A |
| P | 0.00 | 0.00 | 0.00 | 0.00 | 0.00 | 0.00 | 0.00 | 0.00 | 0.00 | 0.00 | 25-Jun-37 | N/A | N/A |
| R | 100.00 | 0.00 | 0.00 | 0.00 | 0.00 | 0.00 | 0.00 | 0.00 | 0.00 | 0.00 | 25-Jun-37 | N/A | N/A |
| Total | 1,835,617,100.00 | 1,766,526,244.46 | 560,359.48 | 16,573,907.98 | 0.00 | 0.00 | 0.00 | 0.00 | 0.00 | 1,749,391,977.00 | | | |



**First Franklin Mortgage Loan Trust
Mortgage Loan Asset-Backed Securities
Series 2007-3**

***Distribution Date: 26-Nov-07
Ratings Information***

| Class | CUSIP | ----- Original Ratings ----- | | | | ----- Ratings Change / Change Date ⁽¹⁾ ----- | | | | |
|-------|-----------|------------------------------|---------|------|------|---|---------|------|------|-----------|
| | | Fitch | Moody's | DBRS | S&P | Fitch | Moody's | DBRS | S&P | |
| A-1A | 59024VAA7 | NR | Aaa | NR | AAA | | | | | |
| A-1B | 59024VAB5 | NR | Aaa | NR | AAA | | | | | |
| A-1C | 59024VAC3 | NR | Aaa | NR | AAA | | | | | |
| A-1D | 59024VAD1 | NR | Aaa | NR | AAA | | | | | |
| A-2A | 59024VAE9 | NR | Aaa | NR | AAA | | | | | |
| A-2B | 59024VAF6 | NR | Aaa | NR | AAA | | | | | |
| A-2C | 59024VAG4 | NR | Aaa | NR | AAA | | | | | |
| A-2D | 59024VAH2 | NR | Aaa | NR | AAA | | | | | |
| M-1-1 | 59024VAJ8 | NR | Aa1 | NR | AA+ | | | | | |
| M-1-2 | 59024VAK5 | NR | Aa1 | NR | AA+ | | | | | |
| M-2-1 | 59024VAL3 | NR | Aa2 | NR | AA | | | | AA- | 17-Oct-07 |
| M-2-2 | 59024VAM1 | NR | Aa2 | NR | AA | | | | AA- | 17-Oct-07 |
| M-3-1 | 59024VAN9 | NR | Aa3 | NR | AA- | | | | A- | 17-Oct-07 |
| M-3-2 | 59024VAP4 | NR | Aa3 | NR | AA- | | | | A- | 17-Oct-07 |
| M-4-1 | 59024VAQ2 | NR | A1 | NR | A+ | | | | BBB+ | 17-Oct-07 |
| M-4-2 | 59024VAR0 | NR | A1 | NR | A+ | | | | BBB+ | 17-Oct-07 |
| M-5 | 59024VAS8 | NR | A2 | NR | A | | | | BBB | 17-Oct-07 |
| M-6 | 59024VAT6 | NR | A3 | NR | A- | | | | BBB- | 17-Oct-07 |
| B-1 | 59024VAU3 | NR | Baa1 | NR | BBB+ | | | | BB+ | 17-Oct-07 |
| B-2 | 59024VAV1 | NR | Baa2 | NR | BBB | | | | BB | 17-Oct-07 |
| B-3 | 59024VAW9 | NR | Baa3 | NR | BBB- | | | | BB- | 17-Oct-07 |
| C | 59024VAY5 | NR | NR | NR | NR | | | | | |
| P | 59024VAX7 | NR | NR | NR | NR | | | | | |
| R | 59024VAZ2 | NR | NR | NR | AAA | | | | | |

NR - Designates that the class was not rated by the rating agency.

⁽¹⁾ Changed ratings provided on this report are based on information provided by the applicable rating agency via electronic transmission. It shall be understood that this transmission will generally have been provided to LaSalle within 30 days of the payment date listed on this statement. Because ratings may have changed during the 30 day window, or may not be being provided by the rating agency in an electronic format and therefore not being updated on this report, LaSalle recommends that investors obtain current rating information directly from the rating agency.



**First Franklin Mortgage Loan Trust
Mortgage Loan Asset-Backed Securities
Series 2007-3**

**Distribution Date: 26-Nov-07
Asset-Backed Facts ~ 15 Month Historical Loan Status Summary Part I (as of Cut-Off)**

| Distribution Date | Current | | Delinq 1 Month | | Delinq 2 Months | | Delinq 3+ Months | | Bankruptcy | | Foreclosure | | REO | |
|--------------------------|---------|---------------|----------------|------------|-----------------|------------|------------------|-----------|------------|-----------|-------------|------------|-------|---------|
| | Count | Balance | Count | Balance | Count | Balance | Count | Balance | Count | Balance | Count | Balance | Count | Balance |
| Total (All Loans) | | | | | | | | | | | | | | |
| 26-Nov-07 | 8,228 | 1,638,487,950 | 296 | 67,171,560 | 155 | 37,406,396 | 24 | 5,611,006 | 9 | 1,505,441 | 184 | 51,690,516 | 3 | 396,991 |
| 25-Oct-07 | 8,467 | 1,697,034,209 | 265 | 56,589,444 | 132 | 33,702,865 | 8 | 2,804,393 | 12 | 1,815,949 | 94 | 27,457,267 | 0 | 0 |
| 25-Sep-07 | 8,716 | 1,752,443,150 | 197 | 46,032,999 | 88 | 25,553,355 | 0 | 0 | 8 | 1,205,699 | 18 | 4,557,530 | 0 | 0 |
| 27-Aug-07 | 8,945 | 1,805,677,026 | 140 | 40,316,683 | 12 | 2,165,409 | 0 | 0 | 5 | 722,854 | 7 | 2,410,150 | 0 | 0 |
| 25-Jul-07 | 9,135 | 1,857,963,572 | 40 | 12,579,940 | 0 | 0 | 0 | 0 | 3 | 512,088 | 0 | 0 | 0 | 0 |
| 25-Jun-07 | 9,212 | 1,882,342,901 | 0 | 0 | 0 | 0 | 0 | 0 | 0 | 0 | 0 | 0 | 0 | 0 |

| Total (All Loans) | | | | | | | | | | | | | | |
|--------------------------|-----------------|-------------------|------------------------|--------------------------|-------------------------|---------------------------|--------------------------|----------------------------|--------------------|----------------------|---------------------|-----------------------|-------------|---------------|
| Distribution Date | Current Count % | Current Balance % | Delinq 1 Month Count % | Delinq 1 Month Balance % | Delinq 2 Months Count % | Delinq 2 Months Balance % | Delinq 3+ Months Count % | Delinq 3+ Months Balance % | Bankruptcy Count % | Bankruptcy Balance % | Foreclosure Count % | Foreclosure Balance % | REO Count % | REO Balance % |
| 26-Nov-07 | 92.46% | 90.91% | 3.33% | 3.73% | 1.74% | 2.08% | 0.27% | 0.31% | 0.10% | 0.08% | 2.07% | 2.87% | 0.03% | 0.02% |
| 25-Oct-07 | 94.31% | 93.27% | 2.95% | 3.11% | 1.47% | 1.85% | 0.09% | 0.15% | 0.13% | 0.10% | 1.05% | 1.51% | 0.00% | 0.00% |
| 25-Sep-07 | 96.55% | 95.77% | 2.18% | 2.52% | 0.97% | 1.40% | 0.00% | 0.00% | 0.09% | 0.07% | 0.20% | 0.25% | 0.00% | 0.00% |
| 27-Aug-07 | 98.20% | 97.54% | 1.54% | 2.18% | 0.13% | 0.12% | 0.00% | 0.00% | 0.05% | 0.04% | 0.08% | 0.13% | 0.00% | 0.00% |
| 25-Jul-07 | 99.53% | 99.30% | 0.44% | 0.67% | 0.00% | 0.00% | 0.00% | 0.00% | 0.03% | 0.03% | 0.00% | 0.00% | 0.00% | 0.00% |
| 25-Jun-07 | 100.00% | 100.00% | 0.00% | 0.00% | 0.00% | 0.00% | 0.00% | 0.00% | 0.00% | 0.00% | 0.00% | 0.00% | 0.00% | 0.00% |

Delinquency Balances are Exclusive of REO, Foreclosures and Bankruptcies.



**First Franklin Mortgage Loan Trust
Mortgage Loan Asset-Backed Securities
Series 2007-3**

Distribution Date: 26-Nov-07

Asset-Backed Facts ~ 15 Month Historical Loan Status Summary Part I (as of Cut-Off)

| Distribution Date | Current | | Delinq 1 Month | | Delinq 2 Months | | Delinq 3+ Months | | Bankruptcy | | Foreclosure | | REO | |
|------------------------|---------|-------------|----------------|------------|-----------------|-----------|------------------|-----------|------------|-----------|-------------|------------|-------|---------|
| | Count | Balance | Count | Balance | Count | Balance | Count | Balance | Count | Balance | Count | Balance | Count | Balance |
| Group 1 - Total | | | | | | | | | | | | | | |
| 26-Nov-07 | 3,114 | 611,458,954 | 109 | 22,324,429 | 47 | 9,628,456 | 9 | 2,233,176 | 4 | 759,812 | 49 | 10,605,598 | 0 | 0 |
| 25-Oct-07 | 3,205 | 631,067,321 | 88 | 17,546,710 | 42 | 8,196,844 | 4 | 1,063,636 | 7 | 1,255,028 | 23 | 5,812,709 | 0 | 0 |
| 25-Sep-07 | 3,290 | 647,643,764 | 64 | 12,802,678 | 26 | 6,295,074 | 0 | 0 | 4 | 716,591 | 5 | 1,618,375 | 0 | 0 |
| 27-Aug-07 | 3,371 | 664,916,478 | 40 | 9,280,799 | 4 | 1,041,014 | 0 | 0 | 3 | 526,161 | 2 | 768,508 | 0 | 0 |
| 25-Jul-07 | 3,441 | 680,099,369 | 8 | 2,811,907 | 0 | 0 | 0 | 0 | 2 | 443,810 | 0 | 0 | 0 | 0 |
| 25-Jun-07 | 3,464 | 686,719,144 | 0 | 0 | 0 | 0 | 0 | 0 | 0 | 0 | 0 | 0 | 0 | 0 |

| | | | | | | | | | | | | | | |
|------------------------|---------|---------|-------|-------|-------|-------|-------|-------|-------|-------|-------|-------|-------|-------|
| Group 1 - Total | | | | | | | | | | | | | | |
| 26-Nov-07 | 93.46% | 93.07% | 3.27% | 3.40% | 1.41% | 1.47% | 0.27% | 0.34% | 0.12% | 0.12% | 1.47% | 1.61% | 0.00% | 0.00% |
| 25-Oct-07 | 95.13% | 94.91% | 2.61% | 2.64% | 1.25% | 1.23% | 0.12% | 0.16% | 0.21% | 0.19% | 0.68% | 0.87% | 0.00% | 0.00% |
| 25-Sep-07 | 97.08% | 96.80% | 1.89% | 1.91% | 0.77% | 0.94% | 0.00% | 0.00% | 0.12% | 0.11% | 0.15% | 0.24% | 0.00% | 0.00% |
| 27-Aug-07 | 98.57% | 98.28% | 1.17% | 1.37% | 0.12% | 0.15% | 0.00% | 0.00% | 0.09% | 0.08% | 0.06% | 0.11% | 0.00% | 0.00% |
| 25-Jul-07 | 99.71% | 99.52% | 0.23% | 0.41% | 0.00% | 0.00% | 0.00% | 0.00% | 0.06% | 0.06% | 0.00% | 0.00% | 0.00% | 0.00% |
| 25-Jun-07 | 100.00% | 100.00% | 0.00% | 0.00% | 0.00% | 0.00% | 0.00% | 0.00% | 0.00% | 0.00% | 0.00% | 0.00% | 0.00% | 0.00% |

Delinquency Balances are Exclusive of REO, Foreclosures and Bankruptcies.



**First Franklin Mortgage Loan Trust
Mortgage Loan Asset-Backed Securities
Series 2007-3**

Distribution Date: 26-Nov-07

Asset-Backed Facts ~ 15 Month Historical Loan Status Summary Part I (as of Cut-Off)

| Distribution Date | Current | | Delinq 1 Month | | Delinq 2 Months | | Delinq 3+ Months | | Bankruptcy | | Foreclosure | | REO | |
|----------------------|---------|-------------|----------------|-----------|-----------------|-----------|------------------|-----------|------------|---------|-------------|-----------|-------|---------|
| | Count | Balance | Count | Balance | Count | Balance | Count | Balance | Count | Balance | Count | Balance | Count | Balance |
| Group 1 Fixed | | | | | | | | | | | | | | |
| 26-Nov-07 | 690 | 114,998,324 | 16 | 2,410,485 | 10 | 1,688,893 | 5 | 1,042,257 | 1 | 190,679 | 8 | 1,372,102 | 0 | 0 |
| 25-Oct-07 | 701 | 116,835,715 | 18 | 2,690,926 | 13 | 2,230,925 | 1 | 269,838 | 1 | 190,718 | 2 | 418,224 | 0 | 0 |
| 25-Sep-07 | 720 | 119,672,675 | 16 | 2,883,408 | 3 | 688,316 | 0 | 0 | 1 | 190,758 | 0 | 0 | 0 | 0 |
| 27-Aug-07 | 738 | 123,187,084 | 5 | 1,008,026 | 1 | 190,797 | 0 | 0 | 0 | 0 | 0 | 0 | 0 | 0 |
| 25-Jul-07 | 745 | 124,488,779 | 2 | 597,831 | 0 | 0 | 0 | 0 | 0 | 0 | 0 | 0 | 0 | 0 |
| 25-Jun-07 | 747 | 125,161,933 | 0 | 0 | 0 | 0 | 0 | 0 | 0 | 0 | 0 | 0 | 0 | 0 |

| | | | | | | | | | | | | | | |
|----------------------|---------|---------|-------|-------|-------|-------|-------|-------|-------|-------|-------|-------|-------|-------|
| Group 1 Fixed | | | | | | | | | | | | | | |
| 26-Nov-07 | 94.52% | 94.49% | 2.19% | 1.98% | 1.37% | 1.39% | 0.68% | 0.86% | 0.14% | 0.16% | 1.10% | 1.13% | 0.00% | 0.00% |
| 25-Oct-07 | 95.24% | 95.27% | 2.45% | 2.19% | 1.77% | 1.82% | 0.14% | 0.22% | 0.14% | 0.16% | 0.27% | 0.34% | 0.00% | 0.00% |
| 25-Sep-07 | 97.30% | 96.95% | 2.16% | 2.34% | 0.41% | 0.56% | 0.00% | 0.00% | 0.14% | 0.15% | 0.00% | 0.00% | 0.00% | 0.00% |
| 27-Aug-07 | 99.19% | 99.04% | 0.67% | 0.81% | 0.13% | 0.15% | 0.00% | 0.00% | 0.00% | 0.00% | 0.00% | 0.00% | 0.00% | 0.00% |
| 25-Jul-07 | 99.73% | 99.52% | 0.27% | 0.48% | 0.00% | 0.00% | 0.00% | 0.00% | 0.00% | 0.00% | 0.00% | 0.00% | 0.00% | 0.00% |
| 25-Jun-07 | 100.00% | 100.00% | 0.00% | 0.00% | 0.00% | 0.00% | 0.00% | 0.00% | 0.00% | 0.00% | 0.00% | 0.00% | 0.00% | 0.00% |

Delinquency Balances are Exclusive of REO, Foreclosures and Bankruptcies.



**First Franklin Mortgage Loan Trust
Mortgage Loan Asset-Backed Securities
Series 2007-3**

**Distribution Date: 26-Nov-07
Asset-Backed Facts ~ 15 Month Historical Loan Status Summary Part I (as of Cut-Off)**

| Distribution Date | Current | | Delinq 1 Month | | Delinq 2 Months | | Delinq 3+ Months | | Bankruptcy | | Foreclosure | | REO | | |
|--------------------|---------|-------------|----------------|------------|-----------------|-----------|------------------|-----------|------------|-----------|-------------|-----------|-------|---------|--|
| | Count | Balance | Count | Balance | Count | Balance | Count | Balance | Count | Balance | Count | Balance | Count | Balance | |
| Group 1 ARM | | | | | | | | | | | | | | | |
| 26-Nov-07 | 2,424 | 496,460,630 | 93 | 19,913,944 | 37 | 7,939,564 | 4 | 1,190,919 | 3 | 569,133 | 41 | 9,233,496 | 0 | 0 | |
| 25-Oct-07 | 2,504 | 514,231,606 | 70 | 14,855,783 | 29 | 5,965,919 | 3 | 793,798 | 6 | 1,064,310 | 21 | 5,394,485 | 0 | 0 | |
| 25-Sep-07 | 2,570 | 527,971,089 | 48 | 9,919,270 | 23 | 5,606,758 | 0 | 0 | 3 | 525,833 | 5 | 1,618,375 | 0 | 0 | |
| 27-Aug-07 | 2,633 | 541,729,394 | 35 | 8,272,773 | 3 | 850,217 | 0 | 0 | 3 | 526,161 | 2 | 768,508 | 0 | 0 | |
| 25-Jul-07 | 2,696 | 555,610,591 | 6 | 2,214,077 | 0 | 0 | 0 | 0 | 2 | 443,810 | 0 | 0 | 0 | 0 | |
| 25-Jun-07 | 2,717 | 561,557,211 | 0 | 0 | 0 | 0 | 0 | 0 | 0 | 0 | 0 | 0 | 0 | 0 | |

| | | | | | | | | | | | | | | | |
|--------------------|---------|---------|-------|-------|-------|-------|-------|-------|-------|-------|-------|-------|-------|-------|--|
| Group 1 ARM | | | | | | | | | | | | | | | |
| 26-Nov-07 | 93.16% | 92.74% | 3.57% | 3.72% | 1.42% | 1.48% | 0.15% | 0.22% | 0.12% | 0.11% | 1.58% | 1.72% | 0.00% | 0.00% | |
| 25-Oct-07 | 95.10% | 94.82% | 2.66% | 2.74% | 1.10% | 1.10% | 0.11% | 0.15% | 0.23% | 0.20% | 0.80% | 0.99% | 0.00% | 0.00% | |
| 25-Sep-07 | 97.02% | 96.76% | 1.81% | 1.82% | 0.87% | 1.03% | 0.00% | 0.00% | 0.11% | 0.10% | 0.19% | 0.30% | 0.00% | 0.00% | |
| 27-Aug-07 | 98.39% | 98.11% | 1.31% | 1.50% | 0.11% | 0.15% | 0.00% | 0.00% | 0.11% | 0.10% | 0.07% | 0.14% | 0.00% | 0.00% | |
| 25-Jul-07 | 99.70% | 99.52% | 0.22% | 0.40% | 0.00% | 0.00% | 0.00% | 0.00% | 0.07% | 0.08% | 0.00% | 0.00% | 0.00% | 0.00% | |
| 25-Jun-07 | 100.00% | 100.00% | 0.00% | 0.00% | 0.00% | 0.00% | 0.00% | 0.00% | 0.00% | 0.00% | 0.00% | 0.00% | 0.00% | 0.00% | |

Delinquency Balances are Exclusive of REO, Foreclosures and Bankruptcies.



**First Franklin Mortgage Loan Trust
Mortgage Loan Asset-Backed Securities
Series 2007-3**

Distribution Date: 26-Nov-07

Asset-Backed Facts ~ 15 Month Historical Loan Status Summary Part I (as of Cut-Off)

| Distribution Date | Current | | Delinq 1 Month | | Delinq 2 Months | | Delinq 3+ Months | | Bankruptcy | | Foreclosure | | REO | | |
|------------------------|---------|---------------|----------------|------------|-----------------|------------|------------------|-----------|------------|---------|-------------|------------|-------|---------|--|
| | Count | Balance | Count | Balance | Count | Balance | Count | Balance | Count | Balance | Count | Balance | Count | Balance | |
| Group 2 - Total | | | | | | | | | | | | | | | |
| 26-Nov-07 | 5,114 | 1,027,028,997 | 187 | 44,847,131 | 108 | 27,777,940 | 15 | 3,377,830 | 5 | 745,629 | 135 | 41,084,918 | 3 | 396,991 | |
| 25-Oct-07 | 5,262 | 1,065,966,888 | 177 | 39,042,734 | 90 | 25,506,022 | 4 | 1,740,757 | 5 | 560,921 | 71 | 21,644,559 | 0 | 0 | |
| 25-Sep-07 | 5,426 | 1,104,799,386 | 133 | 33,230,321 | 62 | 19,258,281 | 0 | 0 | 4 | 489,108 | 13 | 2,939,155 | 0 | 0 | |
| 27-Aug-07 | 5,574 | 1,140,760,548 | 100 | 31,035,884 | 8 | 1,124,395 | 0 | 0 | 2 | 196,692 | 5 | 1,641,642 | 0 | 0 | |
| 25-Jul-07 | 5,694 | 1,177,864,203 | 32 | 9,768,033 | 0 | 0 | 0 | 0 | 1 | 68,279 | 0 | 0 | 0 | 0 | |
| 25-Jun-07 | 5,748 | 1,195,623,757 | 0 | 0 | 0 | 0 | 0 | 0 | 0 | 0 | 0 | 0 | 0 | 0 | |

| | | | | | | | | | | | | | | | |
|------------------------|---------|---------|-------|-------|-------|-------|-------|-------|-------|-------|-------|-------|-------|-------|--|
| Group 2 - Total | | | | | | | | | | | | | | | |
| 26-Nov-07 | 91.86% | 89.68% | 3.36% | 3.92% | 1.94% | 2.43% | 0.27% | 0.29% | 0.09% | 0.07% | 2.43% | 3.59% | 0.05% | 0.03% | |
| 25-Oct-07 | 93.81% | 92.33% | 3.16% | 3.38% | 1.60% | 2.21% | 0.07% | 0.15% | 0.09% | 0.05% | 1.27% | 1.87% | 0.00% | 0.00% | |
| 25-Sep-07 | 96.24% | 95.18% | 2.36% | 2.86% | 1.10% | 1.66% | 0.00% | 0.00% | 0.07% | 0.04% | 0.23% | 0.25% | 0.00% | 0.00% | |
| 27-Aug-07 | 97.98% | 97.11% | 1.76% | 2.64% | 0.14% | 0.10% | 0.00% | 0.00% | 0.04% | 0.02% | 0.09% | 0.14% | 0.00% | 0.00% | |
| 25-Jul-07 | 99.42% | 99.17% | 0.56% | 0.82% | 0.00% | 0.00% | 0.00% | 0.00% | 0.02% | 0.01% | 0.00% | 0.00% | 0.00% | 0.00% | |
| 25-Jun-07 | 100.00% | 100.00% | 0.00% | 0.00% | 0.00% | 0.00% | 0.00% | 0.00% | 0.00% | 0.00% | 0.00% | 0.00% | 0.00% | 0.00% | |

Delinquency Balances are Exclusive of REO, Foreclosures and Bankruptcies.



**First Franklin Mortgage Loan Trust
Mortgage Loan Asset-Backed Securities
Series 2007-3**

**Distribution Date: 26-Nov-07
Asset-Backed Facts ~ 15 Month Historical Loan Status Summary Part I (as of Cut-Off)**

| Distribution Date | Current | | Delinq 1 Month | | Delinq 2 Months | | Delinq 3+ Months | | Bankruptcy | | Foreclosure | | REO | | |
|----------------------|---------|-------------|----------------|-----------|-----------------|-----------|------------------|---------|------------|---------|-------------|-----------|-------|---------|--|
| | Count | Balance | Count | Balance | Count | Balance | Count | Balance | Count | Balance | Count | Balance | Count | Balance | |
| Group 2 Fixed | | | | | | | | | | | | | | | |
| 26-Nov-07 | 1,379 | 178,830,568 | 46 | 6,023,225 | 24 | 2,235,597 | 1 | 89,797 | 1 | 68,113 | 25 | 3,749,050 | 2 | 114,770 | |
| 25-Oct-07 | 1,410 | 182,197,893 | 43 | 5,345,107 | 13 | 1,565,509 | 0 | 0 | 1 | 68,155 | 16 | 2,508,919 | 0 | 0 | |
| 25-Sep-07 | 1,444 | 186,443,382 | 28 | 3,228,583 | 11 | 2,152,180 | 0 | 0 | 1 | 68,196 | 5 | 357,420 | 0 | 0 | |
| 27-Aug-07 | 1,477 | 190,746,810 | 16 | 2,221,463 | 3 | 186,303 | 0 | 0 | 1 | 68,238 | 1 | 110,968 | 0 | 0 | |
| 25-Jul-07 | 1,495 | 193,255,961 | 6 | 526,049 | 0 | 0 | 0 | 0 | 1 | 68,279 | 0 | 0 | 0 | 0 | |
| 25-Jun-07 | 1,504 | 194,875,737 | 0 | 0 | 0 | 0 | 0 | 0 | 0 | 0 | 0 | 0 | 0 | 0 | |

| | | | | | | | | | | | | | | | |
|----------------------|---------|---------|-------|-------|-------|-------|-------|-------|-------|-------|-------|-------|-------|-------|--|
| Group 2 Fixed | | | | | | | | | | | | | | | |
| 26-Nov-07 | 93.30% | 93.57% | 3.11% | 3.15% | 1.62% | 1.17% | 0.07% | 0.05% | 0.07% | 0.04% | 1.69% | 1.96% | 0.14% | 0.06% | |
| 25-Oct-07 | 95.08% | 95.05% | 2.90% | 2.79% | 0.88% | 0.82% | 0.00% | 0.00% | 0.07% | 0.04% | 1.08% | 1.31% | 0.00% | 0.00% | |
| 25-Sep-07 | 96.98% | 96.98% | 1.88% | 1.68% | 0.74% | 1.12% | 0.00% | 0.00% | 0.07% | 0.04% | 0.34% | 0.19% | 0.00% | 0.00% | |
| 27-Aug-07 | 98.60% | 98.66% | 1.07% | 1.15% | 0.20% | 0.10% | 0.00% | 0.00% | 0.07% | 0.04% | 0.07% | 0.06% | 0.00% | 0.00% | |
| 25-Jul-07 | 99.53% | 99.69% | 0.40% | 0.27% | 0.00% | 0.00% | 0.00% | 0.00% | 0.07% | 0.04% | 0.00% | 0.00% | 0.00% | 0.00% | |
| 25-Jun-07 | 100.00% | 100.00% | 0.00% | 0.00% | 0.00% | 0.00% | 0.00% | 0.00% | 0.00% | 0.00% | 0.00% | 0.00% | 0.00% | 0.00% | |

Delinquency Balances are Exclusive of REO, Foreclosures and Bankruptcies.



**First Franklin Mortgage Loan Trust
Mortgage Loan Asset-Backed Securities
Series 2007-3**

Distribution Date: 26-Nov-07

Asset-Backed Facts ~ 15 Month Historical Loan Status Summary Part I (as of Cut-Off)

| Distribution Date | Current | | Delinq 1 Month | | Delinq 2 Months | | Delinq 3+ Months | | Bankruptcy | | Foreclosure | | REO | |
|--------------------|---------|---------------|----------------|------------|-----------------|------------|------------------|-----------|------------|---------|-------------|------------|-------|---------|
| | Count | Balance | Count | Balance | Count | Balance | Count | Balance | Count | Balance | Count | Balance | Count | Balance |
| Group 2 ARM | | | | | | | | | | | | | | |
| 26-Nov-07 | 3,735 | 848,198,428 | 141 | 38,823,906 | 84 | 25,542,343 | 14 | 3,288,033 | 4 | 677,516 | 110 | 37,335,868 | 1 | 282,221 |
| 25-Oct-07 | 3,852 | 883,768,995 | 134 | 33,697,628 | 77 | 23,940,512 | 4 | 1,740,757 | 4 | 492,766 | 55 | 19,135,640 | 0 | 0 |
| 25-Sep-07 | 3,982 | 918,356,004 | 105 | 30,001,738 | 51 | 17,106,101 | 0 | 0 | 3 | 420,912 | 8 | 2,581,735 | 0 | 0 |
| 27-Aug-07 | 4,097 | 950,013,737 | 84 | 28,814,421 | 5 | 938,093 | 0 | 0 | 1 | 128,455 | 4 | 1,530,674 | 0 | 0 |
| 25-Jul-07 | 4,199 | 984,608,241 | 26 | 9,241,984 | 0 | 0 | 0 | 0 | 0 | 0 | 0 | 0 | 0 | 0 |
| 25-Jun-07 | 4,244 | 1,000,748,020 | 0 | 0 | 0 | 0 | 0 | 0 | 0 | 0 | 0 | 0 | 0 | 0 |

| | | | | | | | | | | | | | | |
|--------------------|---------|---------|-------|-------|-------|-------|-------|-------|-------|-------|-------|-------|-------|-------|
| Group 2 ARM | | | | | | | | | | | | | | |
| 26-Nov-07 | 91.34% | 88.90% | 3.45% | 4.07% | 2.05% | 2.68% | 0.34% | 0.34% | 0.10% | 0.07% | 2.69% | 3.91% | 0.02% | 0.03% |
| 25-Oct-07 | 93.36% | 91.79% | 3.25% | 3.50% | 1.87% | 2.49% | 0.10% | 0.18% | 0.10% | 0.05% | 1.33% | 1.99% | 0.00% | 0.00% |
| 25-Sep-07 | 95.97% | 94.83% | 2.53% | 3.10% | 1.23% | 1.77% | 0.00% | 0.00% | 0.07% | 0.04% | 0.19% | 0.27% | 0.00% | 0.00% |
| 27-Aug-07 | 97.76% | 96.80% | 2.00% | 2.94% | 0.12% | 0.10% | 0.00% | 0.00% | 0.02% | 0.01% | 0.10% | 0.16% | 0.00% | 0.00% |
| 25-Jul-07 | 99.38% | 99.07% | 0.62% | 0.93% | 0.00% | 0.00% | 0.00% | 0.00% | 0.00% | 0.00% | 0.00% | 0.00% | 0.00% | 0.00% |
| 25-Jun-07 | 100.00% | 100.00% | 0.00% | 0.00% | 0.00% | 0.00% | 0.00% | 0.00% | 0.00% | 0.00% | 0.00% | 0.00% | 0.00% | 0.00% |

Delinquency Balances are Exclusive of REO, Foreclosures and Bankruptcies.



**First Franklin Mortgage Loan Trust
Mortgage Loan Asset-Backed Securities
Series 2007-3**

**Distribution Date: 26-Nov-07
Asset-Backed Facts ~ 15 Month Historical Loan Status Summary Part II (as of Cut-Off)**

| Distribution Date | ----- In Foreclosure and Delinquent ----- | | | | | | | | ----- In REO and Delinquent ----- | | | | | | | | ----- In Bankruptcy and Delinquent ----- | | | | | | | |
|--------------------------|---|-----------------|--------------|--------------------|--------------|--------------------|-------------|-------------------|-----------------------------------|-----------------|--------------|--------------------|--------------|--------------------|-------------|-------------------|--|-----------------|--------------|--------------------|--------------|--------------------|-------------|-------------------|
| | Current # | Current Balance | 31-60 Days # | 31-60 Days Balance | 61-90 Days # | 61-90 Days Balance | 90 + Days # | 90 + Days Balance | Current # | Current Balance | 31-60 Days # | 31-60 Days Balance | 61-90 Days # | 61-90 Days Balance | 90 + Days # | 90 + Days Balance | Current # | Current Balance | 31-60 Days # | 31-60 Days Balance | 61-90 Days # | 61-90 Days Balance | 90 + Days # | 90 + Days Balance |
| Total (All Loans) | | | | | | | | | | | | | | | | | | | | | | | | |
| 26-Nov-07 | 0 | 0 | 0 | 0 | 0 | 0 | 184 | 51,690,516 | 0 | 0 | 0 | 0 | 0 | 0 | 3 | 396,991 | 4 | 704,259 | 1 | 126,475 | 0 | 0 | 4 | 674,707 |
| 25-Oct-07 | 0 | 0 | 0 | 0 | 0 | 0 | 94 | 27,457,267 | 0 | 0 | 0 | 0 | 0 | 0 | 0 | 0 | 5 | 832,899 | 1 | 126,537 | 3 | 511,237 | 3 | 345,275 |
| 25-Sep-07 | 0 | 0 | 0 | 0 | 4 | 829,198 | 14 | 3,728,331 | 0 | 0 | 0 | 0 | 0 | 0 | 0 | 0 | 5 | 833,332 | 1 | 99,014 | 0 | 0 | 2 | 273,353 |
| 27-Aug-07 | 0 | 0 | 0 | 0 | 7 | 2,410,150 | 0 | 0 | 0 | 0 | 0 | 0 | 0 | 0 | 0 | 0 | 4 | 640,217 | 0 | 0 | 1 | 82,637 | 0 | 0 |
| 25-Jul-07 | 0 | 0 | 0 | 0 | 0 | 0 | 0 | 0 | 0 | 0 | 0 | 0 | 0 | 0 | 0 | 0 | 3 | 512,088 | 0 | 0 | 0 | 0 | 0 | 0 |
| 25-Jun-07 | 0 | 0 | 0 | 0 | 0 | 0 | 0 | 0 | 0 | 0 | 0 | 0 | 0 | 0 | 0 | 0 | 0 | 0 | 0 | 0 | 0 | 0 | 0 | 0 |

| Total (All Loans) | | | | | | | | | | | | | | | | | | | | | | | | |
|--------------------------|-------|-------|-------|-------|-------|-------|-------|-------|-------|-------|-------|-------|-------|-------|-------|-------|-------|-------|-------|-------|-------|-------|-------|-------|
| 26-Nov-07 | 0.00% | 0.00% | 0.00% | 0.00% | 0.00% | 0.00% | 2.07% | 2.87% | 0.00% | 0.00% | 0.00% | 0.00% | 0.00% | 0.00% | 0.03% | 0.02% | 0.04% | 0.04% | 0.01% | 0.01% | 0.00% | 0.00% | 0.04% | 0.04% |
| 25-Oct-07 | 0.00% | 0.00% | 0.00% | 0.00% | 0.00% | 0.00% | 1.05% | 1.51% | 0.00% | 0.00% | 0.00% | 0.00% | 0.00% | 0.00% | 0.00% | 0.00% | 0.06% | 0.05% | 0.01% | 0.01% | 0.03% | 0.03% | 0.03% | 0.02% |
| 25-Sep-07 | 0.00% | 0.00% | 0.00% | 0.00% | 0.04% | 0.05% | 0.16% | 0.20% | 0.00% | 0.00% | 0.00% | 0.00% | 0.00% | 0.00% | 0.00% | 0.00% | 0.06% | 0.05% | 0.01% | 0.01% | 0.00% | 0.00% | 0.02% | 0.01% |
| 27-Aug-07 | 0.00% | 0.00% | 0.00% | 0.00% | 0.08% | 0.13% | 0.00% | 0.00% | 0.00% | 0.00% | 0.00% | 0.00% | 0.00% | 0.00% | 0.00% | 0.00% | 0.04% | 0.03% | 0.00% | 0.00% | 0.01% | 0.00% | 0.00% | 0.00% |
| 25-Jul-07 | 0.00% | 0.00% | 0.00% | 0.00% | 0.00% | 0.00% | 0.00% | 0.00% | 0.00% | 0.00% | 0.00% | 0.00% | 0.00% | 0.00% | 0.00% | 0.00% | 0.03% | 0.03% | 0.00% | 0.00% | 0.00% | 0.00% | 0.00% | 0.00% |
| 25-Jun-07 | 0.00% | 0.00% | 0.00% | 0.00% | 0.00% | 0.00% | 0.00% | 0.00% | 0.00% | 0.00% | 0.00% | 0.00% | 0.00% | 0.00% | 0.00% | 0.00% | 0.00% | 0.00% | 0.00% | 0.00% | 0.00% | 0.00% | 0.00% | 0.00% |



**First Franklin Mortgage Loan Trust
Mortgage Loan Asset-Backed Securities
Series 2007-3**

**Distribution Date: 26-Nov-07
Asset-Backed Facts ~ 15 Month Historical Loan Status Summary Part II (as of Cut-Off)**

| Distribution Date | ----- In Foreclosure and Delinquent ----- | | | | | | | | ----- In REO and Delinquent ----- | | | | | | | | ----- In Bankruptcy and Delinquent ----- | | | | | | | |
|------------------------|---|-----------------|--------------|--------------------|--------------|--------------------|-------------|-------------------|-----------------------------------|-----------------|--------------|--------------------|--------------|--------------------|-------------|-------------------|--|-----------------|--------------|--------------------|--------------|--------------------|-------------|-------------------|
| | Current # | Current Balance | 31-60 Days # | 31-60 Days Balance | 61-90 Days # | 61-90 Days Balance | 90 + Days # | 90 + Days Balance | Current # | Current Balance | 31-60 Days # | 31-60 Days Balance | 61-90 Days # | 61-90 Days Balance | 90 + Days # | 90 + Days Balance | Current # | Current Balance | 31-60 Days # | 31-60 Days Balance | 61-90 Days # | 61-90 Days Balance | 90 + Days # | 90 + Days Balance |
| Group 1 - Total | | | | | | | | | | | | | | | | | | | | | | | | |
| 26-Nov-07 | 0 | 0 | 0 | 0 | 0 | 0 | 49 | 10,605,598 | 0 | 0 | 0 | 0 | 0 | 0 | 0 | 0 | 2 | 442,658 | 1 | 126,475 | 0 | 0 | 1 | 190,679 |
| 25-Oct-07 | 0 | 0 | 0 | 0 | 0 | 0 | 23 | 5,812,709 | 0 | 0 | 0 | 0 | 0 | 0 | 0 | 0 | 2 | 442,949 | 1 | 126,537 | 2 | 412,270 | 2 | 273,272 |
| 25-Sep-07 | 0 | 0 | 0 | 0 | 0 | 0 | 5 | 1,618,375 | 0 | 0 | 0 | 0 | 0 | 0 | 0 | 0 | 2 | 443,238 | 0 | 0 | 0 | 0 | 2 | 273,353 |
| 27-Aug-07 | 0 | 0 | 0 | 0 | 2 | 768,508 | 0 | 0 | 0 | 0 | 0 | 0 | 0 | 0 | 0 | 0 | 2 | 443,525 | 0 | 0 | 1 | 82,637 | 0 | 0 |
| 25-Jul-07 | 0 | 0 | 0 | 0 | 0 | 0 | 0 | 0 | 0 | 0 | 0 | 0 | 0 | 0 | 0 | 0 | 2 | 443,810 | 0 | 0 | 0 | 0 | 0 | 0 |
| 25-Jun-07 | 0 | 0 | 0 | 0 | 0 | 0 | 0 | 0 | 0 | 0 | 0 | 0 | 0 | 0 | 0 | 0 | 0 | 0 | 0 | 0 | 0 | 0 | 0 | 0 |

| | | | | | | | | | | | | | | | | | | | | | | | |
|------------------------|-------|-------|-------|-------|-------|-------|-------|-------|-------|-------|-------|-------|-------|-------|-------|-------|-------|-------|-------|-------|-------|-------|-------|
| Group 1 - Total | | | | | | | | | | | | | | | | | | | | | | | |
| 26-Nov-07 | 0.00% | 0.00% | 0.00% | 0.00% | 0.00% | 0.00% | 1.47% | 1.61% | 0.00% | 0.00% | 0.00% | 0.00% | 0.00% | 0.00% | 0.00% | 0.06% | 0.07% | 0.03% | 0.02% | 0.00% | 0.00% | 0.03% | 0.03% |
| 25-Oct-07 | 0.00% | 0.00% | 0.00% | 0.00% | 0.00% | 0.00% | 0.68% | 0.87% | 0.00% | 0.00% | 0.00% | 0.00% | 0.00% | 0.00% | 0.00% | 0.06% | 0.07% | 0.03% | 0.02% | 0.06% | 0.06% | 0.06% | 0.04% |
| 25-Sep-07 | 0.00% | 0.00% | 0.00% | 0.00% | 0.00% | 0.00% | 0.15% | 0.24% | 0.00% | 0.00% | 0.00% | 0.00% | 0.00% | 0.00% | 0.00% | 0.06% | 0.07% | 0.00% | 0.00% | 0.00% | 0.00% | 0.06% | 0.04% |
| 27-Aug-07 | 0.00% | 0.00% | 0.00% | 0.00% | 0.06% | 0.11% | 0.00% | 0.00% | 0.00% | 0.00% | 0.00% | 0.00% | 0.00% | 0.00% | 0.00% | 0.06% | 0.07% | 0.00% | 0.00% | 0.03% | 0.01% | 0.00% | 0.00% |
| 25-Jul-07 | 0.00% | 0.00% | 0.00% | 0.00% | 0.00% | 0.00% | 0.00% | 0.00% | 0.00% | 0.00% | 0.00% | 0.00% | 0.00% | 0.00% | 0.00% | 0.06% | 0.06% | 0.00% | 0.00% | 0.00% | 0.00% | 0.00% | 0.00% |
| 25-Jun-07 | 0.00% | 0.00% | 0.00% | 0.00% | 0.00% | 0.00% | 0.00% | 0.00% | 0.00% | 0.00% | 0.00% | 0.00% | 0.00% | 0.00% | 0.00% | 0.00% | 0.00% | 0.00% | 0.00% | 0.00% | 0.00% | 0.00% | 0.00% |



**First Franklin Mortgage Loan Trust
Mortgage Loan Asset-Backed Securities
Series 2007-3**

**Distribution Date: 26-Nov-07
Asset-Backed Facts ~ 15 Month Historical Loan Status Summary Part II (as of Cut-Off)**

| Distribution Date | ----- In Foreclosure and Delinquent ----- | | | | | | | ----- In REO and Delinquent ----- | | | | | | | ----- In Bankruptcy and Delinquent ----- | | | | | | | | | | | | | | | | | | | | | | | | |
|----------------------|---|-----------------|--------------|--------------------|--------------|--------------------|-------------|-----------------------------------|-----------|-----------------|--------------|--------------------|--------------|--------------------|--|-------------------|-----------|-----------------|--------------|--------------------|--------------|--------------------|-------------|-------------------|---|---|---|---|---|---|---|---|---|---|---|---------|---|---|---------|
| | Current # | Current Balance | 31-60 Days # | 31-60 Days Balance | 61-90 Days # | 61-90 Days Balance | 90 + Days # | 90 + Days Balance | Current # | Current Balance | 31-60 Days # | 31-60 Days Balance | 61-90 Days # | 61-90 Days Balance | 90 + Days # | 90 + Days Balance | Current # | Current Balance | 31-60 Days # | 31-60 Days Balance | 61-90 Days # | 61-90 Days Balance | 90 + Days # | 90 + Days Balance | | | | | | | | | | | | | | | |
| Group 1 Fixed | | | | | | | | | | | | | | | | | | | | | | | | | | | | | | | | | | | | | | | |
| 26-Nov-07 | 0 | 0 | 0 | 0 | 0 | 0 | 8 | 1,372,102 | 0 | 0 | 0 | 0 | 0 | 0 | 0 | 0 | 0 | 0 | 0 | 0 | 0 | 0 | 0 | 0 | 0 | 0 | 0 | 0 | 0 | 0 | 0 | 0 | 0 | 0 | 0 | 0 | 0 | 1 | 190,679 |
| 25-Oct-07 | 0 | 0 | 0 | 0 | 0 | 0 | 2 | 418,224 | 0 | 0 | 0 | 0 | 0 | 0 | 0 | 0 | 0 | 0 | 0 | 0 | 0 | 0 | 0 | 0 | 0 | 0 | 0 | 0 | 0 | 0 | 0 | 0 | 0 | 0 | 1 | 190,718 | | | |
| 25-Sep-07 | 0 | 0 | 0 | 0 | 0 | 0 | 0 | 0 | 0 | 0 | 0 | 0 | 0 | 0 | 0 | 0 | 0 | 0 | 0 | 0 | 0 | 0 | 0 | 0 | 0 | 0 | 0 | 0 | 0 | 0 | 0 | 0 | 0 | 0 | 1 | 190,758 | | | |
| 27-Aug-07 | 0 | 0 | 0 | 0 | 0 | 0 | 0 | 0 | 0 | 0 | 0 | 0 | 0 | 0 | 0 | 0 | 0 | 0 | 0 | 0 | 0 | 0 | 0 | 0 | 0 | 0 | 0 | 0 | 0 | 0 | 0 | 0 | 0 | 0 | 0 | 0 | 0 | | |
| 25-Jul-07 | 0 | 0 | 0 | 0 | 0 | 0 | 0 | 0 | 0 | 0 | 0 | 0 | 0 | 0 | 0 | 0 | 0 | 0 | 0 | 0 | 0 | 0 | 0 | 0 | 0 | 0 | 0 | 0 | 0 | 0 | 0 | 0 | 0 | 0 | 0 | 0 | 0 | | |
| 25-Jun-07 | 0 | 0 | 0 | 0 | 0 | 0 | 0 | 0 | 0 | 0 | 0 | 0 | 0 | 0 | 0 | 0 | 0 | 0 | 0 | 0 | 0 | 0 | 0 | 0 | 0 | 0 | 0 | 0 | 0 | 0 | 0 | 0 | 0 | 0 | 0 | 0 | 0 | | |

| | | | | | | | | | | | | | | | | | | | | | | | | | | | | | | | | | | | | |
|----------------------|-------|-------|-------|-------|-------|-------|-------|-------|-------|-------|-------|-------|-------|-------|-------|-------|-------|-------|-------|-------|-------|-------|-------|-------|-------|-------|-------|-------|-------|-------|-------|-------|-------|-------|-------|-------|
| Group 1 Fixed | | | | | | | | | | | | | | | | | | | | | | | | | | | | | | | | | | | | |
| 26-Nov-07 | 0.00% | 0.00% | 0.00% | 0.00% | 0.00% | 0.00% | 1.10% | 1.13% | 0.00% | 0.00% | 0.00% | 0.00% | 0.00% | 0.00% | 0.00% | 0.00% | 0.00% | 0.00% | 0.00% | 0.00% | 0.00% | 0.00% | 0.00% | 0.00% | 0.00% | 0.00% | 0.00% | 0.00% | 0.00% | 0.00% | 0.00% | 0.00% | 0.00% | 0.00% | 0.14% | 0.16% |
| 25-Oct-07 | 0.00% | 0.00% | 0.00% | 0.00% | 0.00% | 0.00% | 0.27% | 0.34% | 0.00% | 0.00% | 0.00% | 0.00% | 0.00% | 0.00% | 0.00% | 0.00% | 0.00% | 0.00% | 0.00% | 0.00% | 0.00% | 0.00% | 0.00% | 0.00% | 0.00% | 0.00% | 0.00% | 0.00% | 0.00% | 0.00% | 0.00% | 0.00% | 0.00% | 0.00% | 0.14% | 0.16% |
| 25-Sep-07 | 0.00% | 0.00% | 0.00% | 0.00% | 0.00% | 0.00% | 0.00% | 0.00% | 0.00% | 0.00% | 0.00% | 0.00% | 0.00% | 0.00% | 0.00% | 0.00% | 0.00% | 0.00% | 0.00% | 0.00% | 0.00% | 0.00% | 0.00% | 0.00% | 0.00% | 0.00% | 0.00% | 0.00% | 0.00% | 0.00% | 0.00% | 0.00% | 0.00% | 0.00% | 0.14% | 0.15% |
| 27-Aug-07 | 0.00% | 0.00% | 0.00% | 0.00% | 0.00% | 0.00% | 0.00% | 0.00% | 0.00% | 0.00% | 0.00% | 0.00% | 0.00% | 0.00% | 0.00% | 0.00% | 0.00% | 0.00% | 0.00% | 0.00% | 0.00% | 0.00% | 0.00% | 0.00% | 0.00% | 0.00% | 0.00% | 0.00% | 0.00% | 0.00% | 0.00% | 0.00% | 0.00% | 0.00% | 0.00% | 0.00% |
| 25-Jul-07 | 0.00% | 0.00% | 0.00% | 0.00% | 0.00% | 0.00% | 0.00% | 0.00% | 0.00% | 0.00% | 0.00% | 0.00% | 0.00% | 0.00% | 0.00% | 0.00% | 0.00% | 0.00% | 0.00% | 0.00% | 0.00% | 0.00% | 0.00% | 0.00% | 0.00% | 0.00% | 0.00% | 0.00% | 0.00% | 0.00% | 0.00% | 0.00% | 0.00% | 0.00% | 0.00% | 0.00% |
| 25-Jun-07 | 0.00% | 0.00% | 0.00% | 0.00% | 0.00% | 0.00% | 0.00% | 0.00% | 0.00% | 0.00% | 0.00% | 0.00% | 0.00% | 0.00% | 0.00% | 0.00% | 0.00% | 0.00% | 0.00% | 0.00% | 0.00% | 0.00% | 0.00% | 0.00% | 0.00% | 0.00% | 0.00% | 0.00% | 0.00% | 0.00% | 0.00% | 0.00% | 0.00% | 0.00% | 0.00% | 0.00% |



**First Franklin Mortgage Loan Trust
Mortgage Loan Asset-Backed Securities
Series 2007-3**

**Distribution Date: 26-Nov-07
Asset-Backed Facts ~ 15 Month Historical Loan Status Summary Part II (as of Cut-Off)**

| Distribution Date | ----- In Foreclosure and Delinquent ----- | | | | | | | | ----- In REO and Delinquent ----- | | | | | | | | ----- In Bankruptcy and Delinquent ----- | | | | | | | |
|--------------------|---|-----------------|--------------|--------------------|--------------|--------------------|-------------|-------------------|-----------------------------------|-----------------|--------------|--------------------|--------------|--------------------|-------------|-------------------|--|-----------------|--------------|--------------------|--------------|--------------------|-------------|-------------------|
| | Current # | Current Balance | 31-60 Days # | 31-60 Days Balance | 61-90 Days # | 61-90 Days Balance | 90 + Days # | 90 + Days Balance | Current # | Current Balance | 31-60 Days # | 31-60 Days Balance | 61-90 Days # | 61-90 Days Balance | 90 + Days # | 90 + Days Balance | Current # | Current Balance | 31-60 Days # | 31-60 Days Balance | 61-90 Days # | 61-90 Days Balance | 90 + Days # | 90 + Days Balance |
| Group 1 ARM | | | | | | | | | | | | | | | | | | | | | | | | |
| 26-Nov-07 | 0 | 0 | 0 | 0 | 0 | 0 | 41 | 9,233,496 | 0 | 0 | 0 | 0 | 0 | 0 | 0 | 0 | 2 | 442,658 | 1 | 126,475 | 0 | 0 | 0 | 0 |
| 25-Oct-07 | 0 | 0 | 0 | 0 | 0 | 0 | 21 | 5,394,485 | 0 | 0 | 0 | 0 | 0 | 0 | 0 | 0 | 2 | 442,949 | 1 | 126,537 | 2 | 412,270 | 1 | 82,553 |
| 25-Sep-07 | 0 | 0 | 0 | 0 | 0 | 0 | 5 | 1,618,375 | 0 | 0 | 0 | 0 | 0 | 0 | 0 | 0 | 2 | 443,238 | 0 | 0 | 0 | 0 | 1 | 82,595 |
| 27-Aug-07 | 0 | 0 | 0 | 0 | 2 | 768,508 | 0 | 0 | 0 | 0 | 0 | 0 | 0 | 0 | 0 | 0 | 2 | 443,525 | 0 | 0 | 1 | 82,637 | 0 | 0 |
| 25-Jul-07 | 0 | 0 | 0 | 0 | 0 | 0 | 0 | 0 | 0 | 0 | 0 | 0 | 0 | 0 | 0 | 0 | 2 | 443,810 | 0 | 0 | 0 | 0 | 0 | 0 |
| 25-Jun-07 | 0 | 0 | 0 | 0 | 0 | 0 | 0 | 0 | 0 | 0 | 0 | 0 | 0 | 0 | 0 | 0 | 0 | 0 | 0 | 0 | 0 | 0 | 0 | 0 |

| | | | | | | | | | | | | | | | | | | | | | | | |
|--------------------|-------|-------|-------|-------|-------|-------|-------|-------|-------|-------|-------|-------|-------|-------|-------|-------|-------|-------|-------|-------|-------|-------|-------|
| Group 1 ARM | | | | | | | | | | | | | | | | | | | | | | | |
| 26-Nov-07 | 0.00% | 0.00% | 0.00% | 0.00% | 0.00% | 0.00% | 1.58% | 1.72% | 0.00% | 0.00% | 0.00% | 0.00% | 0.00% | 0.00% | 0.00% | 0.08% | 0.08% | 0.04% | 0.02% | 0.00% | 0.00% | 0.00% | 0.00% |
| 25-Oct-07 | 0.00% | 0.00% | 0.00% | 0.00% | 0.00% | 0.00% | 0.80% | 0.99% | 0.00% | 0.00% | 0.00% | 0.00% | 0.00% | 0.00% | 0.00% | 0.08% | 0.08% | 0.04% | 0.02% | 0.08% | 0.08% | 0.04% | 0.02% |
| 25-Sep-07 | 0.00% | 0.00% | 0.00% | 0.00% | 0.00% | 0.00% | 0.19% | 0.30% | 0.00% | 0.00% | 0.00% | 0.00% | 0.00% | 0.00% | 0.00% | 0.08% | 0.08% | 0.00% | 0.00% | 0.00% | 0.00% | 0.04% | 0.02% |
| 27-Aug-07 | 0.00% | 0.00% | 0.00% | 0.00% | 0.07% | 0.14% | 0.00% | 0.00% | 0.00% | 0.00% | 0.00% | 0.00% | 0.00% | 0.00% | 0.00% | 0.07% | 0.08% | 0.00% | 0.00% | 0.04% | 0.01% | 0.00% | 0.00% |
| 25-Jul-07 | 0.00% | 0.00% | 0.00% | 0.00% | 0.00% | 0.00% | 0.00% | 0.00% | 0.00% | 0.00% | 0.00% | 0.00% | 0.00% | 0.00% | 0.00% | 0.07% | 0.08% | 0.00% | 0.00% | 0.00% | 0.00% | 0.00% | 0.00% |
| 25-Jun-07 | 0.00% | 0.00% | 0.00% | 0.00% | 0.00% | 0.00% | 0.00% | 0.00% | 0.00% | 0.00% | 0.00% | 0.00% | 0.00% | 0.00% | 0.00% | 0.00% | 0.00% | 0.00% | 0.00% | 0.00% | 0.00% | 0.00% | 0.00% |



**First Franklin Mortgage Loan Trust
Mortgage Loan Asset-Backed Securities
Series 2007-3**

**Distribution Date: 26-Nov-07
Asset-Backed Facts ~ 15 Month Historical Loan Status Summary Part II (as of Cut-Off)**

| Distribution Date | ----- In Foreclosure and Delinquent ----- | | | | | | | | ----- In REO and Delinquent ----- | | | | | | | | ----- In Bankruptcy and Delinquent ----- | | | | | | | |
|------------------------|---|-----------------|--------------|--------------------|--------------|--------------------|-------------|-------------------|-----------------------------------|-----------------|--------------|--------------------|--------------|--------------------|-------------|-------------------|--|-----------------|--------------|--------------------|--------------|--------------------|-------------|-------------------|
| | Current # | Current Balance | 31-60 Days # | 31-60 Days Balance | 61-90 Days # | 61-90 Days Balance | 90 + Days # | 90 + Days Balance | Current # | Current Balance | 31-60 Days # | 31-60 Days Balance | 61-90 Days # | 61-90 Days Balance | 90 + Days # | 90 + Days Balance | Current # | Current Balance | 31-60 Days # | 31-60 Days Balance | 61-90 Days # | 61-90 Days Balance | 90 + Days # | 90 + Days Balance |
| Group 2 - Total | | | | | | | | | | | | | | | | | | | | | | | | |
| 26-Nov-07 | 0 | 0 | 0 | 0 | 0 | 0 | 135 | 41,084,918 | 0 | 0 | 0 | 0 | 0 | 0 | 3 | 396,991 | 2 | 261,601 | 0 | 0 | 0 | 0 | 3 | 484,028 |
| 25-Oct-07 | 0 | 0 | 0 | 0 | 0 | 0 | 71 | 21,644,559 | 0 | 0 | 0 | 0 | 0 | 0 | 0 | 0 | 3 | 389,950 | 0 | 0 | 1 | 98,967 | 1 | 72,004 |
| 25-Sep-07 | 0 | 0 | 0 | 0 | 4 | 829,198 | 9 | 2,109,956 | 0 | 0 | 0 | 0 | 0 | 0 | 0 | 0 | 3 | 390,094 | 1 | 99,014 | 0 | 0 | 0 | 0 |
| 27-Aug-07 | 0 | 0 | 0 | 0 | 5 | 1,641,642 | 0 | 0 | 0 | 0 | 0 | 0 | 0 | 0 | 0 | 0 | 2 | 196,692 | 0 | 0 | 0 | 0 | 0 | 0 |
| 25-Jul-07 | 0 | 0 | 0 | 0 | 0 | 0 | 0 | 0 | 0 | 0 | 0 | 0 | 0 | 0 | 0 | 0 | 1 | 68,279 | 0 | 0 | 0 | 0 | 0 | 0 |
| 25-Jun-07 | 0 | 0 | 0 | 0 | 0 | 0 | 0 | 0 | 0 | 0 | 0 | 0 | 0 | 0 | 0 | 0 | 0 | 0 | 0 | 0 | 0 | 0 | 0 | 0 |

| | | | | | | | | | | | | | | | | | | | | | | | | |
|------------------------|-------|-------|-------|-------|-------|-------|-------|-------|-------|-------|-------|-------|-------|-------|-------|-------|-------|-------|-------|-------|-------|-------|-------|-------|
| Group 2 - Total | | | | | | | | | | | | | | | | | | | | | | | | |
| 26-Nov-07 | 0.00% | 0.00% | 0.00% | 0.00% | 0.00% | 0.00% | 2.43% | 3.59% | 0.00% | 0.00% | 0.00% | 0.00% | 0.00% | 0.00% | 0.05% | 0.03% | 0.04% | 0.02% | 0.00% | 0.00% | 0.00% | 0.00% | 0.05% | 0.04% |
| 25-Oct-07 | 0.00% | 0.00% | 0.00% | 0.00% | 0.00% | 0.00% | 1.27% | 1.87% | 0.00% | 0.00% | 0.00% | 0.00% | 0.00% | 0.00% | 0.00% | 0.00% | 0.05% | 0.03% | 0.00% | 0.00% | 0.02% | 0.01% | 0.02% | 0.01% |
| 25-Sep-07 | 0.00% | 0.00% | 0.00% | 0.00% | 0.07% | 0.07% | 0.16% | 0.18% | 0.00% | 0.00% | 0.00% | 0.00% | 0.00% | 0.00% | 0.00% | 0.00% | 0.05% | 0.03% | 0.02% | 0.01% | 0.00% | 0.00% | 0.00% | 0.00% |
| 27-Aug-07 | 0.00% | 0.00% | 0.00% | 0.00% | 0.09% | 0.14% | 0.00% | 0.00% | 0.00% | 0.00% | 0.00% | 0.00% | 0.00% | 0.00% | 0.00% | 0.00% | 0.04% | 0.02% | 0.00% | 0.00% | 0.00% | 0.00% | 0.00% | 0.00% |
| 25-Jul-07 | 0.00% | 0.00% | 0.00% | 0.00% | 0.00% | 0.00% | 0.00% | 0.00% | 0.00% | 0.00% | 0.00% | 0.00% | 0.00% | 0.00% | 0.00% | 0.00% | 0.02% | 0.01% | 0.00% | 0.00% | 0.00% | 0.00% | 0.00% | 0.00% |
| 25-Jun-07 | 0.00% | 0.00% | 0.00% | 0.00% | 0.00% | 0.00% | 0.00% | 0.00% | 0.00% | 0.00% | 0.00% | 0.00% | 0.00% | 0.00% | 0.00% | 0.00% | 0.00% | 0.00% | 0.00% | 0.00% | 0.00% | 0.00% | 0.00% | 0.00% |



**First Franklin Mortgage Loan Trust
Mortgage Loan Asset-Backed Securities
Series 2007-3**

**Distribution Date: 26-Nov-07
Asset-Backed Facts ~ 15 Month Historical Loan Status Summary Part II (as of Cut-Off)**

| Distribution Date | ----- In Foreclosure and Delinquent ----- | | | | | | | | ----- In REO and Delinquent ----- | | | | | | | | ----- In Bankruptcy and Delinquent ----- | | | | | | | |
|----------------------|---|-----------------|--------------|--------------------|--------------|--------------------|-------------|-------------------|-----------------------------------|-----------------|--------------|--------------------|--------------|--------------------|-------------|-------------------|--|-----------------|--------------|--------------------|--------------|--------------------|-------------|-------------------|
| | Current # | Current Balance | 31-60 Days # | 31-60 Days Balance | 61-90 Days # | 61-90 Days Balance | 90 + Days # | 90 + Days Balance | Current # | Current Balance | 31-60 Days # | 31-60 Days Balance | 61-90 Days # | 61-90 Days Balance | 90 + Days # | 90 + Days Balance | Current # | Current Balance | 31-60 Days # | 31-60 Days Balance | 61-90 Days # | 61-90 Days Balance | 90 + Days # | 90 + Days Balance |
| Group 2 Fixed | | | | | | | | | | | | | | | | | | | | | | | | |
| 26-Nov-07 | 0 | 0 | 0 | 0 | 0 | 0 | 25 | 3,749,050 | 0 | 0 | 0 | 0 | 0 | 0 | 2 | 114,770 | 1 | 68,113 | 0 | 0 | 0 | 0 | 0 | 0 |
| 25-Oct-07 | 0 | 0 | 0 | 0 | 0 | 0 | 16 | 2,508,919 | 0 | 0 | 0 | 0 | 0 | 0 | 0 | 0 | 1 | 68,155 | 0 | 0 | 0 | 0 | 0 | 0 |
| 25-Sep-07 | 0 | 0 | 0 | 0 | 1 | 60,182 | 4 | 297,237 | 0 | 0 | 0 | 0 | 0 | 0 | 0 | 0 | 1 | 68,196 | 0 | 0 | 0 | 0 | 0 | 0 |
| 27-Aug-07 | 0 | 0 | 0 | 0 | 1 | 110,968 | 0 | 0 | 0 | 0 | 0 | 0 | 0 | 0 | 0 | 0 | 1 | 68,238 | 0 | 0 | 0 | 0 | 0 | 0 |
| 25-Jul-07 | 0 | 0 | 0 | 0 | 0 | 0 | 0 | 0 | 0 | 0 | 0 | 0 | 0 | 0 | 0 | 0 | 1 | 68,279 | 0 | 0 | 0 | 0 | 0 | 0 |
| 25-Jun-07 | 0 | 0 | 0 | 0 | 0 | 0 | 0 | 0 | 0 | 0 | 0 | 0 | 0 | 0 | 0 | 0 | 0 | 0 | 0 | 0 | 0 | 0 | 0 | 0 |

| | | | | | | | | | | | | | | | | | | | | | | | | |
|----------------------|-------|-------|-------|-------|-------|-------|-------|-------|-------|-------|-------|-------|-------|-------|-------|-------|-------|-------|-------|-------|-------|-------|-------|-------|
| Group 2 Fixed | | | | | | | | | | | | | | | | | | | | | | | | |
| 26-Nov-07 | 0.00% | 0.00% | 0.00% | 0.00% | 0.00% | 0.00% | 1.69% | 1.96% | 0.00% | 0.00% | 0.00% | 0.00% | 0.00% | 0.00% | 0.14% | 0.06% | 0.07% | 0.04% | 0.00% | 0.00% | 0.00% | 0.00% | 0.00% | 0.00% |
| 25-Oct-07 | 0.00% | 0.00% | 0.00% | 0.00% | 0.00% | 0.00% | 1.08% | 1.31% | 0.00% | 0.00% | 0.00% | 0.00% | 0.00% | 0.00% | 0.00% | 0.00% | 0.07% | 0.04% | 0.00% | 0.00% | 0.00% | 0.00% | 0.00% | 0.00% |
| 25-Sep-07 | 0.00% | 0.00% | 0.00% | 0.00% | 0.07% | 0.03% | 0.27% | 0.15% | 0.00% | 0.00% | 0.00% | 0.00% | 0.00% | 0.00% | 0.00% | 0.00% | 0.07% | 0.04% | 0.00% | 0.00% | 0.00% | 0.00% | 0.00% | 0.00% |
| 27-Aug-07 | 0.00% | 0.00% | 0.00% | 0.00% | 0.07% | 0.06% | 0.00% | 0.00% | 0.00% | 0.00% | 0.00% | 0.00% | 0.00% | 0.00% | 0.00% | 0.00% | 0.07% | 0.04% | 0.00% | 0.00% | 0.00% | 0.00% | 0.00% | 0.00% |
| 25-Jul-07 | 0.00% | 0.00% | 0.00% | 0.00% | 0.00% | 0.00% | 0.00% | 0.00% | 0.00% | 0.00% | 0.00% | 0.00% | 0.00% | 0.00% | 0.00% | 0.00% | 0.07% | 0.04% | 0.00% | 0.00% | 0.00% | 0.00% | 0.00% | 0.00% |
| 25-Jun-07 | 0.00% | 0.00% | 0.00% | 0.00% | 0.00% | 0.00% | 0.00% | 0.00% | 0.00% | 0.00% | 0.00% | 0.00% | 0.00% | 0.00% | 0.00% | 0.00% | 0.00% | 0.00% | 0.00% | 0.00% | 0.00% | 0.00% | 0.00% | 0.00% |



**First Franklin Mortgage Loan Trust
Mortgage Loan Asset-Backed Securities
Series 2007-3**

**Distribution Date: 26-Nov-07
Asset-Backed Facts ~ 15 Month Historical Loan Status Summary Part II (as of Cut-Off)**

| Distribution Date | ----- In Foreclosure and Delinquent ----- | | | | | | | | ----- In REO and Delinquent ----- | | | | | | | | ----- In Bankruptcy and Delinquent ----- | | | | | | | |
|--------------------|---|-----------------|--------------|--------------------|--------------|--------------------|-------------|-------------------|-----------------------------------|-----------------|--------------|--------------------|--------------|--------------------|-------------|-------------------|--|-----------------|--------------|--------------------|--------------|--------------------|-------------|-------------------|
| | Current # | Current Balance | 31-60 Days # | 31-60 Days Balance | 61-90 Days # | 61-90 Days Balance | 90 + Days # | 90 + Days Balance | Current # | Current Balance | 31-60 Days # | 31-60 Days Balance | 61-90 Days # | 61-90 Days Balance | 90 + Days # | 90 + Days Balance | Current # | Current Balance | 31-60 Days # | 31-60 Days Balance | 61-90 Days # | 61-90 Days Balance | 90 + Days # | 90 + Days Balance |
| Group 2 ARM | | | | | | | | | | | | | | | | | | | | | | | | |
| 26-Nov-07 | 0 | 0 | 0 | 0 | 0 | 0 | 110 | 37,335,868 | 0 | 0 | 0 | 0 | 0 | 0 | 1 | 282,221 | 1 | 193,488 | 0 | 0 | 0 | 0 | 3 | 484,028 |
| 25-Oct-07 | 0 | 0 | 0 | 0 | 0 | 0 | 55 | 19,135,640 | 0 | 0 | 0 | 0 | 0 | 0 | 0 | 0 | 2 | 321,795 | 0 | 0 | 1 | 98,967 | 1 | 72,004 |
| 25-Sep-07 | 0 | 0 | 0 | 0 | 3 | 769,016 | 5 | 1,812,719 | 0 | 0 | 0 | 0 | 0 | 0 | 0 | 0 | 2 | 321,898 | 1 | 99,014 | 0 | 0 | 0 | 0 |
| 27-Aug-07 | 0 | 0 | 0 | 0 | 4 | 1,530,674 | 0 | 0 | 0 | 0 | 0 | 0 | 0 | 0 | 0 | 0 | 1 | 128,455 | 0 | 0 | 0 | 0 | 0 | 0 |
| 25-Jul-07 | 0 | 0 | 0 | 0 | 0 | 0 | 0 | 0 | 0 | 0 | 0 | 0 | 0 | 0 | 0 | 0 | 0 | 0 | 0 | 0 | 0 | 0 | 0 | 0 |
| 25-Jun-07 | 0 | 0 | 0 | 0 | 0 | 0 | 0 | 0 | 0 | 0 | 0 | 0 | 0 | 0 | 0 | 0 | 0 | 0 | 0 | 0 | 0 | 0 | 0 | 0 |

| | | | | | | | | | | | | | | | | | | | | | | | | |
|--------------------|-------|-------|-------|-------|-------|-------|-------|-------|-------|-------|-------|-------|-------|-------|-------|-------|-------|-------|-------|-------|-------|-------|-------|-------|
| Group 2 ARM | | | | | | | | | | | | | | | | | | | | | | | | |
| 26-Nov-07 | 0.00% | 0.00% | 0.00% | 0.00% | 0.00% | 0.00% | 2.69% | 3.91% | 0.00% | 0.00% | 0.00% | 0.00% | 0.00% | 0.00% | 0.02% | 0.03% | 0.02% | 0.02% | 0.00% | 0.00% | 0.00% | 0.00% | 0.07% | 0.05% |
| 25-Oct-07 | 0.00% | 0.00% | 0.00% | 0.00% | 0.00% | 0.00% | 1.33% | 1.99% | 0.00% | 0.00% | 0.00% | 0.00% | 0.00% | 0.00% | 0.00% | 0.00% | 0.05% | 0.03% | 0.00% | 0.00% | 0.02% | 0.01% | 0.02% | 0.01% |
| 25-Sep-07 | 0.00% | 0.00% | 0.00% | 0.00% | 0.07% | 0.08% | 0.12% | 0.19% | 0.00% | 0.00% | 0.00% | 0.00% | 0.00% | 0.00% | 0.00% | 0.00% | 0.05% | 0.03% | 0.02% | 0.01% | 0.00% | 0.00% | 0.00% | 0.00% |
| 27-Aug-07 | 0.00% | 0.00% | 0.00% | 0.00% | 0.10% | 0.16% | 0.00% | 0.00% | 0.00% | 0.00% | 0.00% | 0.00% | 0.00% | 0.00% | 0.00% | 0.00% | 0.02% | 0.01% | 0.00% | 0.00% | 0.00% | 0.00% | 0.00% | 0.00% |
| 25-Jul-07 | 0.00% | 0.00% | 0.00% | 0.00% | 0.00% | 0.00% | 0.00% | 0.00% | 0.00% | 0.00% | 0.00% | 0.00% | 0.00% | 0.00% | 0.00% | 0.00% | 0.00% | 0.00% | 0.00% | 0.00% | 0.00% | 0.00% | 0.00% | 0.00% |
| 25-Jun-07 | 0.00% | 0.00% | 0.00% | 0.00% | 0.00% | 0.00% | 0.00% | 0.00% | 0.00% | 0.00% | 0.00% | 0.00% | 0.00% | 0.00% | 0.00% | 0.00% | 0.00% | 0.00% | 0.00% | 0.00% | 0.00% | 0.00% | 0.00% | 0.00% |



**First Franklin Mortgage Loan Trust
Mortgage Loan Asset-Backed Securities
Series 2007-3**

***Distribution Date: 26-Nov-07
Asset-Backed Facts ~ 15 Month Historical Payoff/Loss Summary***

| Distribution Date | Ending Pool | | Payoffs | | Insurance | Substitution | Liquidation | Realized Losses | | Remaining Term | Curr Weighted Avg. | |
|--------------------------|-------------|---------------|---------|------------|-----------|--------------|-------------|-----------------|--------|----------------|--------------------|-------|
| | # | Balance | # | Balance | Proceeds | Proceeds | Proceeds | # | Amount | Life | Coupon | Remit |
| Total (All Loans) | | | | | | | | | | | | |
| 26-Nov-07 | 8,899 | 1,802,269,860 | 79 | 16,515,238 | 0.00 | 0.00 | 0.00 | 0 | 0 | 353 | 8.50% | 8.00% |
| 25-Oct-07 | 8,978 | 1,819,404,127 | 49 | 9,791,809 | 0.00 | 0.00 | 0.00 | 0 | 0 | 354 | 8.50% | 8.00% |
| 25-Sep-07 | 9,027 | 1,829,792,732 | 82 | 20,864,482 | 0.00 | 0.00 | 0.00 | 0 | 0 | 355 | 8.51% | 8.01% |
| 27-Aug-07 | 9,109 | 1,851,292,121 | 69 | 19,118,334 | 0.00 | 0.00 | 0.00 | 0 | 0 | 356 | 8.52% | 8.02% |
| 25-Jul-07 | 9,178 | 1,871,055,600 | 34 | 10,670,815 | 0.00 | 0.00 | 0.00 | 0 | 0 | 357 | 8.52% | 8.02% |
| 25-Jun-07 | 9,212 | 1,882,342,901 | 21 | 5,521,239 | 0.00 | 0.00 | 0.00 | 0 | 0 | 358 | 8.52% | 8.52% |

| | | | | | | | | | | | | |
|----------------------|-----|-------------|---|---------|------|------|------|---|---|-----|-------|-------|
| Group 1 Fixed | | | | | | | | | | | | |
| 26-Nov-07 | 730 | 121,702,740 | 6 | 862,737 | 0.00 | 0.00 | 0.00 | 0 | 0 | 347 | 8.59% | 8.09% |
| 25-Oct-07 | 736 | 122,636,346 | 4 | 727,331 | 0.00 | 0.00 | 0.00 | 0 | 0 | 348 | 8.59% | 8.09% |
| 25-Sep-07 | 740 | 123,435,157 | 4 | 880,664 | 0.00 | 0.00 | 0.00 | 0 | 0 | 349 | 8.60% | 8.10% |
| 27-Aug-07 | 744 | 124,385,907 | 3 | 625,824 | 0.00 | 0.00 | 0.00 | 0 | 0 | 350 | 8.60% | 8.10% |
| 25-Jul-07 | 747 | 125,086,609 | 0 | 0 | 0.00 | 0.00 | 0.00 | 0 | 0 | 351 | 8.59% | 8.09% |
| 25-Jun-07 | 747 | 125,161,933 | 1 | 136,987 | 0.00 | 0.00 | 0.00 | 0 | 0 | 352 | 8.59% | 8.59% |



**First Franklin Mortgage Loan Trust
Mortgage Loan Asset-Backed Securities
Series 2007-3**

***Distribution Date: 26-Nov-07
Asset-Backed Facts ~ 15 Month Historical Payoff/Loss Summary***

| Distribution Date | Ending Pool | | Payoffs | | Insurance | Substitution | Liquidation | Realized Losses | | Remaining Term | Curr Weighted Avg. | |
|----------------------|-------------|-------------|---------|-----------|-----------|--------------|-------------|-----------------|--------|----------------|--------------------|-------|
| | # | Balance | # | Balance | Proceeds | Proceeds | Proceeds | # | Amount | Life | Coupon | Remit |
| Group 1 ARM | | | | | | | | | | | | |
| 26-Nov-07 | 2,602 | 535,307,685 | 31 | 6,821,626 | 0.00 | 0.00 | 0.00 | 0 | 0 | 353 | 8.47% | 7.97% |
| 25-Oct-07 | 2,633 | 542,305,901 | 16 | 3,162,267 | 0.00 | 0.00 | 0.00 | 0 | 0 | 354 | 8.47% | 7.97% |
| 25-Sep-07 | 2,649 | 545,641,324 | 27 | 6,312,878 | 0.00 | 0.00 | 0.00 | 0 | 0 | 355 | 8.48% | 7.98% |
| 27-Aug-07 | 2,676 | 552,147,053 | 28 | 5,952,103 | 0.00 | 0.00 | 0.00 | 0 | 0 | 356 | 8.48% | 7.98% |
| 25-Jul-07 | 2,704 | 558,268,477 | 13 | 3,120,588 | 0.00 | 0.00 | 0.00 | 0 | 0 | 357 | 8.49% | 7.99% |
| 25-Jun-07 | 2,717 | 561,557,211 | 9 | 1,830,003 | 0.00 | 0.00 | 0.00 | 0 | 0 | 358 | 8.49% | 8.49% |
| Group 2 Fixed | | | | | | | | | | | | |
| 26-Nov-07 | 1,478 | 191,111,120 | 5 | 471,397 | 0.00 | 0.00 | 0.00 | 0 | 0 | 349 | 9.05% | 8.55% |
| 25-Oct-07 | 1,483 | 191,685,583 | 6 | 481,749 | 0.00 | 0.00 | 0.00 | 0 | 0 | 350 | 9.05% | 8.55% |
| 25-Sep-07 | 1,489 | 192,249,760 | 9 | 983,022 | 0.00 | 0.00 | 0.00 | 0 | 0 | 351 | 9.06% | 8.56% |
| 27-Aug-07 | 1,498 | 193,333,781 | 4 | 391,481 | 0.00 | 0.00 | 0.00 | 0 | 0 | 352 | 9.06% | 8.56% |
| 25-Jul-07 | 1,502 | 193,850,289 | 2 | 920,877 | 0.00 | 0.00 | 0.00 | 0 | 0 | 353 | 9.06% | 8.56% |
| 25-Jun-07 | 1,504 | 194,875,737 | 1 | 172,000 | 0.00 | 0.00 | 0.00 | 0 | 0 | 354 | 9.06% | 9.06% |



**First Franklin Mortgage Loan Trust
Mortgage Loan Asset-Backed Securities
Series 2007-3**

***Distribution Date: 26-Nov-07
Asset-Backed Facts ~ 15 Month Historical Payoff/Loss Summary***

| Distribution Date | Ending Pool | | Payoffs | | Insurance | Substitution | Liquidation | Realized Losses | | Remaining Term | Curr Weighted Avg. | |
|--------------------|-------------|---------------|---------|------------|-----------|--------------|-------------|-----------------|--------|----------------|--------------------|-------|
| | # | Balance | # | Balance | Proceeds | Proceeds | Proceeds | # | Amount | Life | Coupon | Remit |
| Group 2 ARM | | | | | | | | | | | | |
| 26-Nov-07 | 4,089 | 954,148,315 | 37 | 8,359,478 | 0.00 | 0.00 | 0.00 | 0 | 0 | 353 | 8.40% | 7.90% |
| 25-Oct-07 | 4,126 | 962,776,297 | 23 | 5,420,463 | 0.00 | 0.00 | 0.00 | 0 | 0 | 354 | 8.40% | 7.90% |
| 25-Sep-07 | 4,149 | 968,466,490 | 42 | 12,687,919 | 0.00 | 0.00 | 0.00 | 0 | 0 | 355 | 8.41% | 7.91% |
| 27-Aug-07 | 4,191 | 981,425,380 | 34 | 12,148,926 | 0.00 | 0.00 | 0.00 | 0 | 0 | 356 | 8.42% | 7.92% |
| 25-Jul-07 | 4,225 | 993,850,225 | 19 | 6,629,350 | 0.00 | 0.00 | 0.00 | 0 | 0 | 357 | 8.42% | 7.92% |
| 25-Jun-07 | 4,244 | 1,000,748,020 | 10 | 3,382,249 | 0.00 | 0.00 | 0.00 | 0 | 0 | 358 | 8.43% | 8.43% |



First Franklin Mortgage Loan Trust
Mortgage Loan Asset-Backed Securities
Series 2007-3

Distribution Date: 26-Nov-07
Prepayment Premium Loan Detail for Current Period

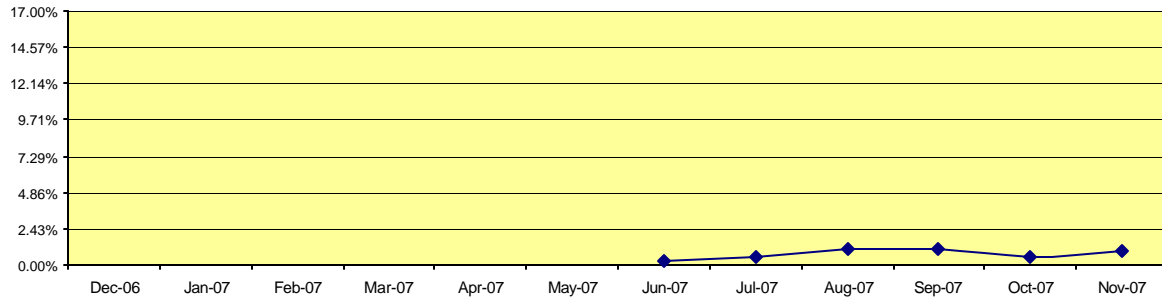
| Disclosure Control # | Original Principal Balance | Beginning Principal Balance | Payoff Amount | Current Gross Rate | Prepayment Premium |
|----------------------|----------------------------|-----------------------------|---------------|--------------------|--------------------|
| 4001296103 | 50,000.00 | 49,950.82 | 49,950.82 | 9.95% | 1,498.78 |
| 4001317360 | 113,000.00 | 112,866.60 | 112,866.60 | 6.85% | 3,092.54 |
| 4001327040 | 56,000.00 | 55,833.19 | 55,833.19 | 9.55% | 1,676.69 |
| 4001328960 | 62,190.00 | 61,827.12 | 61,827.12 | 10.25% | 2,536.10 |
| 4001339232 | 191,500.00 | 191,085.85 | 191,085.85 | 7.25% | 2,308.80 |
| 4001348786 | 109,800.00 | 109,479.67 | 109,479.67 | 9.65% | 1,407.61 |
| 4001350080 | 61,250.00 | 61,195.29 | 61,195.29 | 9.65% | 2,362.57 |
| 4001350568 | 65,000.00 | 64,512.73 | 64,512.73 | 11.00% | 944.90 |
| 4001351417 | 480,000.00 | 479,479.45 | 479,479.45 | 7.60% | 14,578.40 |
| 4001357800 | 850,000.00 | 849,499.80 | 849,499.80 | 8.70% | 29,565.55 |
| 4001359934 | 220,400.00 | 219,470.23 | 219,470.23 | 7.85% | 4,389.40 |
| 4001361850 | 90,880.00 | 90,650.53 | 90,650.53 | 9.80% | 3,553.50 |
| 4001368807 | 137,000.00 | 136,401.55 | 136,401.55 | 7.15% | 3,901.08 |
| 4001369375 | 369,000.00 | 367,966.37 | 367,966.37 | 8.95% | 13,180.71 |
| 4001372605 | 50,000.00 | 49,858.49 | 49,858.49 | 8.90% | 997.17 |
| 4001376163 | 240,300.00 | 239,674.01 | 239,674.01 | 9.30% | 3,715.20 |
| 4001388663 | 228,000.00 | 227,787.54 | 227,787.54 | 6.99% | 6,370.14 |
| Current Total | 3,374,320.00 | 3,367,539.24 | 3,367,539.24 | | 96,079.14 |
| Cumulative Total | 10,627,873.00 | 10,613,484.07 | 10,613,484.07 | | 318,396.07 |

**First Franklin Mortgage Loan Trust
Mortgage Loan Asset-Backed Securities
Series 2007-3**

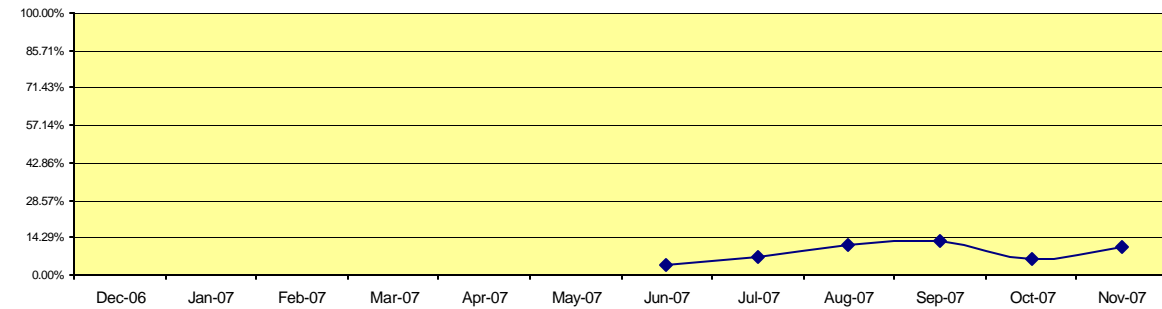
**Distribution Date: 26-Nov-07
Prepayment Summary
Total (All Loans)**

SMM (Single Monthly Mortality)

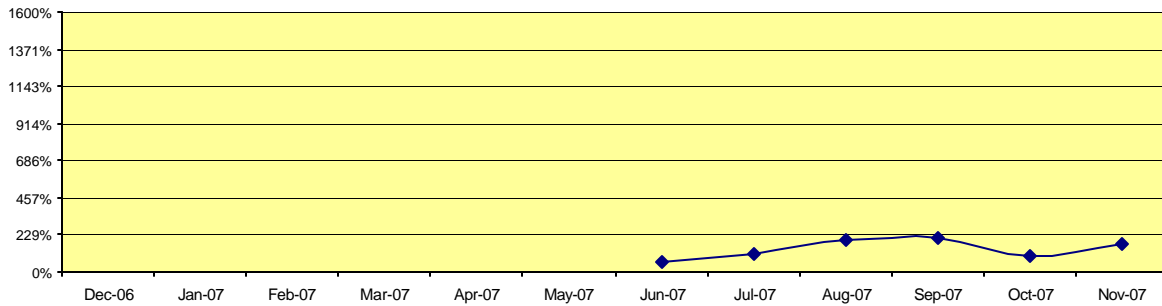
| | |
|-----------------------|--------|
| Total | 17.00% |
| Current Period | 0.91% |
| 3-Month Average | 0.86% |
| 6-Month Average | 0.75% |
| 12-Month Average | 0.75% |
| Average Since Cut-Off | 0.75% |


CPR (Conditional Prepayment Rate)

| | |
|-----------------------|--------|
| Total | 10.40% |
| Current Period | 10.40% |
| 3-Month Average | 9.81% |
| 6-Month Average | 8.53% |
| 12-Month Average | 8.53% |
| Average Since Cut-Off | 8.53% |


PSA (Public Securities Association)

| | |
|-----------------------|-------|
| Total | 1600% |
| Current Period | 173% |
| 3-Month Average | 163% |
| 6-Month Average | 142% |
| 12-Month Average | 142% |
| Average Since Cut-Off | 142% |



| | | |
|-----|-------------------------------|--|
| SMM | Single Monthly Mortality | (Partial and Full Prepayments + Repurchases + Curtailments + Liquidations + Other Prin Proceeds) / (Beginning Collateral Bal - Scheduled Prin) |
| CPR | Conditional Prepayment Rate | 1 - (1 - SMM)^12 |
| PSA | Public Securities Association | 100 * CPR / (0.2 * MIN(30,WAS)) |
| WAS | Weighted Average Seasoning | (Original Term - Remaining Term) * (Current Scheduled Balance / Deal Scheduled Principal Balance) |



**First Franklin Mortgage Loan Trust
Mortgage Loan Asset-Backed Securities
Series 2007-3**

Distribution Date: 26-Nov-07
Historical Collateral Level REO Report
Total (All Loans)

| Disclosure Control # | REO Date | City | State | Property Type | Actual Balance | Scheduled Balance | Recent Appraisal Value | Appraisal Date | Appraisal Reduction Amount | Date Liquidated | Liquidation Proceeds | Liquidation Expenses | Realized Loss |
|----------------------|-----------|------------|-------|------------------------|----------------|-------------------|------------------------|----------------|----------------------------|-----------------|----------------------|----------------------|---------------|
| 4001348656 | 26-Oct-07 | Lansing | MI | SF Unattached Dwelling | 64,000.00 | 63,769.60 | 0.00 | | | | | | |
| 4001292789 | 22-Oct-07 | Jackson | TN | SF Unattached Dwelling | 51,000.00 | 51,000.00 | 0.00 | | | | | | |
| 4001344650 | 18-Oct-07 | Winchester | VA | SF Unattached Dwelling | 282,700.00 | 282,220.93 | 0.00 | | | | | | |
| Total | | | | | 397,700.00 | 396,990.53 | 0.00 | | 0.00 | | 0.00 | 0.00 | 0.00 |



**First Franklin Mortgage Loan Trust
Mortgage Loan Asset-Backed Securities
Series 2007-3**

***Distribution Date: 26-Nov-07
Historical Collateral Level REO Report
Group 1***

| Disclosure Control # | REO Date | City | State | Property Type | Actual Balance | Scheduled Balance | Recent Appraisal Value | Appraisal Date | Appraisal Reduction Amount | Date Liquidated | Liquidation Proceeds | Liquidation Expenses | Realized Loss |
|--|----------|------|-------|---------------|----------------|-------------------|------------------------|----------------|----------------------------|-----------------|----------------------|----------------------|---------------|
| <i>No Historical REO Reported</i> | | | | | | | | | | | | | |
| Total | | | | | 0.00 | 0.00 | 0.00 | | 0.00 | | 0.00 | 0.00 | 0.00 |



**First Franklin Mortgage Loan Trust
Mortgage Loan Asset-Backed Securities
Series 2007-3**

***Distribution Date: 26-Nov-07
Historical Collateral Level REO Report
Group 2***

| Disclosure Control # | REO Date | City | State | Property Type | Actual Balance | Scheduled Balance | Recent Appraisal Value | Appraisal Date | Appraisal Reduction Amount | Date Liquidated | Liquidation Proceeds | Liquidation Expenses | Realized Loss |
|----------------------|-----------|------------|-------|------------------------|----------------|-------------------|------------------------|----------------|----------------------------|-----------------|----------------------|----------------------|---------------|
| 4001348656 | 26-Oct-07 | Lansing | MI | SF Unattached Dwelling | 64,000.00 | 63,769.60 | 0.00 | | | | | | |
| 4001292789 | 22-Oct-07 | Jackson | TN | SF Unattached Dwelling | 51,000.00 | 51,000.00 | 0.00 | | | | | | |
| 4001344650 | 18-Oct-07 | Winchester | VA | SF Unattached Dwelling | 282,700.00 | 282,220.93 | 0.00 | | | | | | |
| Total | | | | | 397,700.00 | 396,990.53 | 0.00 | | 0.00 | | 0.00 | 0.00 | 0.00 |



**First Franklin Mortgage Loan Trust
Mortgage Loan Asset-Backed Securities
Series 2007-3**

**Distribution Date: 26-Nov-07
Mortgage Loan Characteristics Part I
Total (All Loans)**

Distribution by Current Ending Principal Balance

| Min | Max | Count | % of Total | Balance | % of Total |
|---------|--------------|--------------|----------------|----------------------|----------------|
| 30,000 | to 76,000 | 903 | 10.15% | 56,603,540 | 3.14% |
| 76,000 | to 93,000 | 695 | 7.81% | 58,695,375 | 3.26% |
| 93,000 | to 110,000 | 721 | 8.10% | 73,347,534 | 4.07% |
| 110,000 | to 127,000 | 747 | 8.39% | 88,588,910 | 4.92% |
| 127,000 | to 144,000 | 729 | 8.19% | 98,939,881 | 5.49% |
| 144,000 | to 162,000 | 661 | 7.43% | 101,370,609 | 5.62% |
| 162,000 | to 207,000 | 1,309 | 14.71% | 240,202,669 | 13.33% |
| 207,000 | to 252,000 | 896 | 10.07% | 203,792,350 | 11.31% |
| 252,000 | to 297,000 | 683 | 7.68% | 186,908,461 | 10.37% |
| 297,000 | to 342,000 | 381 | 4.28% | 121,510,930 | 6.74% |
| 342,000 | to 386,000 | 284 | 3.19% | 103,120,852 | 5.72% |
| 386,000 | to 1,349,000 | 890 | 10.00% | 469,188,749 | 26.03% |
| | | 8,899 | 100.00% | 1,802,269,860 | 100.00% |

Distribution by Cut-off Principal Balance

| Min | Max | Count | % of Total | Balance | % of Total |
|---------|--------------|--------------|----------------|----------------------|----------------|
| 31,000 | to 76,000 | 939 | 10.17% | 58,935,791 | 3.12% |
| 76,000 | to 94,000 | 746 | 8.08% | 63,461,504 | 3.36% |
| 94,000 | to 112,000 | 788 | 8.53% | 81,368,033 | 4.31% |
| 112,000 | to 130,000 | 808 | 8.75% | 97,936,143 | 5.19% |
| 130,000 | to 148,000 | 754 | 8.17% | 104,933,302 | 5.56% |
| 148,000 | to 164,000 | 604 | 6.54% | 94,340,896 | 5.00% |
| 164,000 | to 209,000 | 1,351 | 14.63% | 250,997,181 | 13.29% |
| 209,000 | to 254,000 | 902 | 9.77% | 207,010,405 | 10.96% |
| 254,000 | to 299,000 | 695 | 7.53% | 190,844,645 | 10.11% |
| 299,000 | to 344,000 | 411 | 4.45% | 131,776,543 | 6.98% |
| 344,000 | to 390,000 | 312 | 3.38% | 114,419,718 | 6.06% |
| 390,000 | to 1,350,000 | 923 | 10.00% | 492,471,650 | 26.08% |
| | | 9,233 | 100.00% | 1,888,495,811 | 100.00% |

Distribution by Current Mortgage Rate

| Min | Max | Count | % of Total | Balance | % of Total |
|--------|-----------|--------------|----------------|----------------------|----------------|
| 5.50% | to 7.25% | 941 | 10.57% | 241,035,342 | 13.37% |
| 7.25% | to 7.52% | 394 | 4.43% | 100,129,579 | 5.56% |
| 7.52% | to 7.78% | 520 | 5.84% | 119,091,010 | 6.61% |
| 7.78% | to 8.05% | 745 | 8.37% | 173,894,843 | 9.65% |
| 8.05% | to 8.31% | 755 | 8.48% | 166,958,213 | 9.26% |
| 8.31% | to 8.65% | 1,165 | 13.09% | 240,978,625 | 13.37% |
| 8.65% | to 8.92% | 822 | 9.24% | 165,114,975 | 9.16% |
| 8.92% | to 9.19% | 727 | 8.17% | 133,344,338 | 7.40% |
| 9.19% | to 9.45% | 706 | 7.93% | 125,598,128 | 6.97% |
| 9.45% | to 9.72% | 592 | 6.65% | 102,889,933 | 5.71% |
| 9.72% | to 10.05% | 601 | 6.75% | 96,905,375 | 5.38% |
| 10.05% | to 13.75% | 931 | 10.46% | 136,329,500 | 7.56% |
| | | 8,899 | 100.00% | 1,802,269,860 | 100.00% |

Distribution by Original Mortgage Rate

| Min | Max | Count | % of Total | Balance | % of Total |
|--------|-----------|--------------|----------------|----------------------|----------------|
| 5.50% | to 7.25% | 953 | 10.32% | 244,198,895 | 12.93% |
| 7.25% | to 7.52% | 402 | 4.35% | 102,002,161 | 5.40% |
| 7.52% | to 7.78% | 533 | 5.77% | 123,186,765 | 6.52% |
| 7.78% | to 8.05% | 769 | 8.33% | 180,198,880 | 9.54% |
| 8.05% | to 8.31% | 777 | 8.42% | 173,571,535 | 9.19% |
| 8.31% | to 8.65% | 1,206 | 13.06% | 253,298,638 | 13.41% |
| 8.65% | to 8.94% | 854 | 9.25% | 174,547,948 | 9.24% |
| 8.94% | to 9.22% | 882 | 9.55% | 165,801,604 | 8.78% |
| 9.22% | to 9.50% | 768 | 8.32% | 135,215,794 | 7.16% |
| 9.50% | to 9.78% | 576 | 6.24% | 99,765,090 | 5.28% |
| 9.78% | to 10.09% | 576 | 6.24% | 95,685,783 | 5.07% |
| 10.09% | to 13.75% | 937 | 10.15% | 141,022,718 | 7.47% |
| | | 9,233 | 100.00% | 1,888,495,811 | 100.00% |



**First Franklin Mortgage Loan Trust
Mortgage Loan Asset-Backed Securities
Series 2007-3**

***Distribution Date: 26-Nov-07
Mortgage Loan Characteristics Part II
Total (All Loans)***

Distribution by Product Characteristics (Current)

| Product Type | # of Loans | Ending Balance | % of Balance | WAMM | WAC |
|----------------|------------|----------------|--------------|--------|-------|
| Adjustable | 6,691 | 1,489,456,000 | 82.64% | 353.45 | 8.42% |
| Fixed 1st Lien | 2,208 | 312,813,860 | 17.36% | 348.26 | 8.87% |

Distribution by Product Characteristics (Cut-off)

| Product Type | # of Loans | Original Principal Balance | % of Balance | WAMM | WAC |
|----------------|------------|----------------------------|--------------|--------|-------|
| Adjustable | 6,980 | 1,567,970,364 | 83.03% | 360.00 | 8.45% |
| Fixed 1st Lien | 2,253 | 320,525,447 | 16.97% | 355.10 | 8.88% |

Total 8,899 1,802,269,860 100.00%

Total 9,233 1,888,495,811 100.00%

Distribution by Property Types (Current)

| Property Type | # of Loans | Ending Balance | % of Balance | WAMM | WAC |
|------------------------|------------|----------------|--------------|--------|-------|
| SF Unattached Dwelling | 6,582 | 1,253,724,620 | 69.56% | 352.46 | 8.53% |
| PUD | 1,421 | 340,237,368 | 18.88% | 352.62 | 8.42% |
| Multifamily | 386 | 106,751,397 | 5.92% | 352.66 | 8.45% |
| Condo - Low Facility | 470 | 89,284,225 | 4.95% | 353.39 | 8.45% |
| Condo - High Facility | 40 | 12,272,250 | 0.68% | 352.41 | 8.52% |

Distribution by Property Types (Cut-off)

| Property Type | # of Loans | Ending Balance | % of Balance | WAMM | WAC |
|------------------------|------------|----------------|--------------|--------|-------|
| SF Unattached Dwelling | 6,826 | 1,311,676,570 | 69.46% | 359.08 | 8.55% |
| PUD | 1,469 | 356,083,841 | 18.86% | 359.26 | 8.43% |
| Multifamily | 412 | 114,653,040 | 6.07% | 359.22 | 8.49% |
| Condo - Low Facility | 482 | 92,584,028 | 4.90% | 360.00 | 8.46% |
| Condo - High Facility | 44 | 13,498,333 | 0.71% | 359.05 | 8.63% |

Total 8,899 1,802,269,860 100.00%

Total 9,233 1,888,495,811 100.00%



**First Franklin Mortgage Loan Trust
Mortgage Loan Asset-Backed Securities
Series 2007-3**

***Distribution Date: 26-Nov-07
Mortgage Loan Characteristics Part II
Total (All Loans)***

Distribution by Occupancy Type (Current)

| Occupancy Type | # of Loans | Ending Balance | % of Balance | WAMM | WAC |
|--------------------------------------|------------|----------------|--------------|--------|-------|
| Owner Occupied - Primary Residence | 8,451 | 1,731,462,503 | 96.07% | 352.60 | 8.51% |
| Non-Owner Occupied | 418 | 64,851,895 | 3.60% | 350.99 | 8.17% |
| Owner Occupied - Secondary Residence | 30 | 5,955,462 | 0.33% | 353.42 | 8.74% |

Distribution by Occupancy Type (Cut-off)

| Occupancy Type | # of Loans | Ending Balance | % of Balance | WAMM | WAC |
|--------------------------------------|------------|----------------|--------------|--------|-------|
| Owner Occupied - Primary Residence | 8,748 | 1,811,479,819 | 95.92% | 359.22 | 8.53% |
| Non-Owner Occupied | 454 | 70,826,375 | 3.75% | 357.70 | 8.23% |
| Owner Occupied - Secondary Residence | 31 | 6,189,617 | 0.33% | 360.00 | 8.77% |

Total 8,899 1,802,269,860 100.00%

Total 9,233 1,888,495,811 100.00%

Distribution by Loan Purpose (Current)

| Loan Purpose | # of Loans | Ending Balance | % of Balance | WAMM | WAC |
|--------------------------|------------|----------------|--------------|--------|-------|
| Purchase | 5,207 | 1,044,892,507 | 57.98% | 353.12 | 8.59% |
| Refinance/Equity Takeout | 3,072 | 639,570,491 | 35.49% | 352.10 | 8.40% |
| Refinance/No Cash Out | 620 | 117,806,861 | 6.54% | 349.95 | 8.23% |

Distribution by Loan Purpose (Cut-off)

| Loan Purpose | # of Loans | Ending Balance | % of Balance | WAMM | WAC |
|--------------------------|------------|----------------|--------------|--------|-------|
| Purchase | 5,402 | 1,096,640,620 | 58.07% | 359.72 | 8.61% |
| Refinance/Equity Takeout | 3,199 | 670,367,279 | 35.50% | 358.71 | 8.42% |
| Refinance/No Cash Out | 632 | 121,487,912 | 6.43% | 356.70 | 8.25% |

Total 8,899 1,802,269,860 100.00%

Total 9,233 1,888,495,811 100.00%



**First Franklin Mortgage Loan Trust
Mortgage Loan Asset-Backed Securities
Series 2007-3**

***Distribution Date: 26-Nov-07
Mortgage Loan Characteristics Part II
Total (All Loans)***

Distribution by Originator Concentration > 10% (Current)

| Originator | # of Loans | Ending Balance | % of Balance | WAMM | WAC |
|----------------|---------------|----------------|-----------------|--------|-------|
| First Franklin | 8,899 | 1,802,269,860 | 100.00% | 352.55 | 8.50% |

Distribution by Originator Concentration > 10% (Cut-off)

| Originator | # of Loans | Ending Balance | % of Balance | WAMM | WAC |
|----------------|---------------|----------------|-----------------|--------|-------|
| First Franklin | 9,233 | 1,888,495,811 | 100.00% | 359.17 | 8.52% |

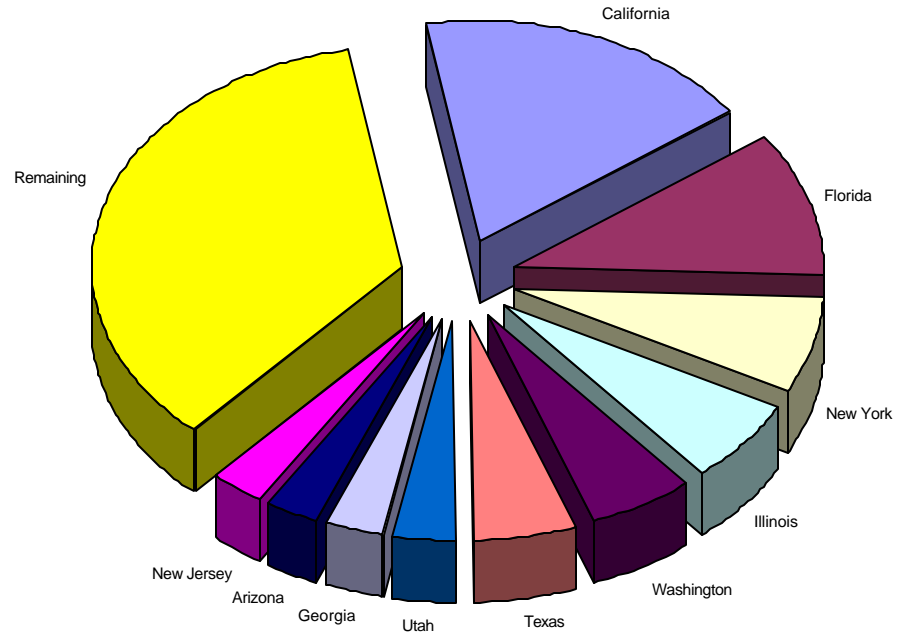
**First Franklin Mortgage Loan Trust
Mortgage Loan Asset-Backed Securities
Series 2007-3**

**Distribution Date: 26-Nov-07
Geographic Concentration
Total (All Loans)**

Top 10 Current State Concentration

| Geographic Distribution | # of Loans | Balance ⁽¹⁾ | % of Balance | WAMM | WAC |
|-------------------------|------------|------------------------|--------------|------|-------|
| California | 864 | 318,537,820 | 17.67% | 353 | 7.83% |
| Florida | 889 | 191,562,021 | 10.63% | 353 | 8.34% |
| New York | 479 | 131,681,367 | 7.31% | 353 | 8.48% |
| Illinois | 514 | 109,326,782 | 6.07% | 353 | 8.92% |
| Washington | 366 | 97,511,848 | 5.41% | 353 | 8.12% |
| Texas | 707 | 95,087,162 | 5.28% | 350 | 8.90% |
| Utah | 325 | 63,459,982 | 3.52% | 353 | 8.35% |
| Georgia | 315 | 56,296,767 | 3.12% | 352 | 9.10% |
| Arizona | 240 | 49,248,250 | 2.73% | 353 | 8.16% |
| New Jersey | 173 | 48,612,338 | 2.70% | 353 | 8.85% |
| Remaining | 4,027 | 640,945,523 | 35.56% | 352 | 8.77% |

Top 10 Current State Concentration



Top 10 Original State Concentration

| Geographic Distribution | # of Loans | Balance ⁽¹⁾ | % of Balance | WAMM | WAC |
|-------------------------|------------|------------------------|--------------|------|-------|
| California | 892 | 331,854,092 | 17.57% | 359 | 7.87% |
| Florida | 904 | 194,682,119 | 10.31% | 360 | 8.35% |
| New York | 491 | 136,005,856 | 7.20% | 360 | 8.49% |
| Illinois | 578 | 125,528,240 | 6.65% | 360 | 8.94% |
| Washington | 378 | 101,323,441 | 5.37% | 360 | 8.15% |
| Texas | 716 | 96,842,268 | 5.13% | 357 | 8.90% |
| Utah | 334 | 65,716,329 | 3.48% | 359 | 8.39% |
| Georgia | 322 | 57,558,873 | 3.05% | 358 | 9.10% |
| New Jersey | 190 | 54,014,306 | 2.86% | 360 | 8.88% |
| Arizona | 250 | 53,052,550 | 2.81% | 359 | 8.28% |
| Remaining | 4,178 | 671,917,738 | 35.58% | 359 | 8.78% |

⁽¹⁾ Based on Current Period Ending Principal Balance



First Franklin Mortgage Loan Trust
Mortgage Loan Asset-Backed Securities
Series 2007-3

Distribution Date: 26-Nov-07
Current Period Realized Loss Detail
Total (All Loans)

| Disclosure Control # | Original Liquidation Balance | Net Liquidation Proceeds | Loss-Certs Non-adjusted | Subsequent Recov/(Exp) | Loss-Certs Adjusted | Loss Severity | Loan-to-Value | FICO | Lien Position | Liq Type | Occ Type |
|--|------------------------------|--------------------------|-------------------------|------------------------|---------------------|---------------|---------------|------|---------------|----------|----------|
| <i>No Realized Losses Reported for the Current Period</i> | | | | | | | | | | | |
| Current Total | 0.00 | 0.00 | 0.00 | 0.00 | 0.00 | | | | | | |
| Cumulative | 0.00 | 0.00 | 0.00 | 0.00 | 0.00 | | | | | | |

Liq. Type Code - Legend

BK Discharged
 Charge-off
 Foreclosure
 Retain Lien
 Loan Sale

B Paid in Full
 C REO
 F Short Sale
 L Third Party
 O Settled

Occ Type Code - Legend

P Primary 1
 R Secondary 2
 S Investment 3
 T
 X



First Franklin Mortgage Loan Trust
Mortgage Loan Asset-Backed Securities
Series 2007-3

Distribution Date: 26-Nov-07
Historical Realized Loss Summary
Total (All Loans)

| Distribution Date | ----- Current Realized Loss ----- | | | | ----- Previous Liquidations/Payoffs ----- | | | | | | Realized Loss Adjusted | Cumulative Realized Loss |
|-------------------|-----------------------------------|--------------------------|---------------|------------|---|-------|--------------------------------|-------|--------------------------------------|-------|------------------------|--------------------------|
| | Beginning Scheduled Balance | Net Liquidation Proceeds | Realized Loss | Loan Count | Claims on Prior Liquidations | | Recovery on Prior Liquidations | | (Claims)/Recoveries on Prior Payoffs | | | |
| | | | | | Amount | Count | Amount | Count | Amount | Count | | |
| 26-Nov-07 | 0.00 | 0.00 | 0.00 | 0 | 0.00 | 0 | 0.00 | 0 | 0.00 | 0 | 0.00 | 0.00 |
| 25-Oct-07 | 0.00 | 0.00 | 0.00 | 0 | 0.00 | 0 | 0.00 | 0 | 0.00 | 0 | 0.00 | 0.00 |
| 25-Sep-07 | 0.00 | 0.00 | 0.00 | 0 | 0.00 | 0 | 0.00 | 0 | 0.00 | 0 | 0.00 | 0.00 |
| 27-Aug-07 | 0.00 | 0.00 | 0.00 | 0 | 0.00 | 0 | 0.00 | 0 | 0.00 | 0 | 0.00 | 0.00 |
| 25-Jul-07 | 0.00 | 0.00 | 0.00 | 0 | 0.00 | 0 | 0.00 | 0 | 0.00 | 0 | 0.00 | 0.00 |
| 25-Jun-07 | 0.00 | 0.00 | 0.00 | 0 | 0.00 | 0 | 0.00 | 0 | 0.00 | 0 | 0.00 | 0.00 |
| Total | 0.00 | 0.00 | 0.00 | 0 | 0.00 | 0 | 0.00 | 0 | 0.00 | 0 | 0.00 | |



First Franklin Mortgage Loan Trust
Mortgage Loan Asset-Backed Securities
Series 2007-3

Distribution Date: 26-Nov-07
Historical Realized Loss Summary
Group 1

| Distribution Date | ----- Current Realized Loss ----- | | | | ----- Previous Liquidations/Payoffs ----- | | | | | | Realized Loss Adjusted | Cumulative Realized Loss |
|-------------------|-----------------------------------|--------------------------|---------------|------------|---|-------|--------------------------------|-------|--------------------------------------|-------|------------------------|--------------------------|
| | Beginning Scheduled Balance | Net Liquidation Proceeds | Realized Loss | Loan Count | Claims on Prior Liquidations | | Recovery on Prior Liquidations | | (Claims)/Recoveries on Prior Payoffs | | | |
| | | | | | Amount | Count | Amount | Count | Amount | Count | | |
| 26-Nov-07 | 0.00 | 0.00 | 0.00 | 0 | 0.00 | 0 | 0.00 | 0 | 0.00 | 0 | 0.00 | 0.00 |
| 25-Oct-07 | 0.00 | 0.00 | 0.00 | 0 | 0.00 | 0 | 0.00 | 0 | 0.00 | 0 | 0.00 | 0.00 |
| 25-Sep-07 | 0.00 | 0.00 | 0.00 | 0 | 0.00 | 0 | 0.00 | 0 | 0.00 | 0 | 0.00 | 0.00 |
| 27-Aug-07 | 0.00 | 0.00 | 0.00 | 0 | 0.00 | 0 | 0.00 | 0 | 0.00 | 0 | 0.00 | 0.00 |
| 25-Jul-07 | 0.00 | 0.00 | 0.00 | 0 | 0.00 | 0 | 0.00 | 0 | 0.00 | 0 | 0.00 | 0.00 |
| 25-Jun-07 | 0.00 | 0.00 | 0.00 | 0 | 0.00 | 0 | 0.00 | 0 | 0.00 | 0 | 0.00 | 0.00 |
| Total | 0.00 | 0.00 | 0.00 | 0 | 0.00 | 0 | 0.00 | 0 | 0.00 | 0 | 0.00 | |



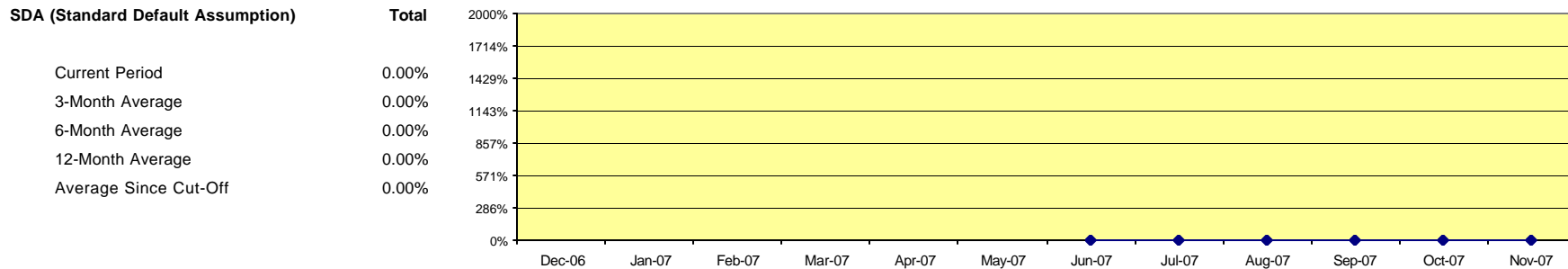


First Franklin Mortgage Loan Trust
Mortgage Loan Asset-Backed Securities
Series 2007-3

Distribution Date: 26-Nov-07
Historical Realized Loss Summary
Group 2

| Distribution Date | ----- Current Realized Loss ----- | | | | ----- Previous Liquidations/Payoffs ----- | | | | | | Realized Loss Adjusted | Cumulative Realized Loss |
|-------------------|-----------------------------------|--------------------------|---------------|------------|---|-------|--------------------------------|-------|--------------------------------------|-------|------------------------|--------------------------|
| | Beginning Scheduled Balance | Net Liquidation Proceeds | Realized Loss | Loan Count | Claims on Prior Liquidations | | Recovery on Prior Liquidations | | (Claims)/Recoveries on Prior Payoffs | | | |
| | | | | | Amount | Count | Amount | Count | Amount | Count | | |
| 26-Nov-07 | 0.00 | 0.00 | 0.00 | 0 | 0.00 | 0 | 0.00 | 0 | 0.00 | 0 | 0.00 | 0.00 |
| 25-Oct-07 | 0.00 | 0.00 | 0.00 | 0 | 0.00 | 0 | 0.00 | 0 | 0.00 | 0 | 0.00 | 0.00 |
| 25-Sep-07 | 0.00 | 0.00 | 0.00 | 0 | 0.00 | 0 | 0.00 | 0 | 0.00 | 0 | 0.00 | 0.00 |
| 27-Aug-07 | 0.00 | 0.00 | 0.00 | 0 | 0.00 | 0 | 0.00 | 0 | 0.00 | 0 | 0.00 | 0.00 |
| 25-Jul-07 | 0.00 | 0.00 | 0.00 | 0 | 0.00 | 0 | 0.00 | 0 | 0.00 | 0 | 0.00 | 0.00 |
| 25-Jun-07 | 0.00 | 0.00 | 0.00 | 0 | 0.00 | 0 | 0.00 | 0 | 0.00 | 0 | 0.00 | 0.00 |
| Total | 0.00 | 0.00 | 0.00 | 0 | 0.00 | 0 | 0.00 | 0 | 0.00 | 0 | 0.00 | |

**First Franklin Mortgage Loan Trust
Mortgage Loan Asset-Backed Securities
Series 2007-3**

**Distribution Date: 26-Nov-07
Realized Loss Summary
Total (All Loans)**



| | | |
|-----|-----------------------------|--|
| MDR | Monthly Default Rate | $(\text{Beginning Principal Balance of Liquidated Loans}) / (\text{Total Beginning Principal Balance})$ |
| CDR | Conditional Default Rate | $1 - (1 - \text{MDR})^{12}$ |
| SDA | Standard Default Assumption | If WAS=30 then CDR/(WAS*0.02) else if 30<WAS=60 then CDR/0.6 else if 60<WAS=120 then CDR/(0.6-((WAS-60)*0.0095)) else if WAS>120 then CDR/0.03 |
| WAS | Weighted Average Seasoning | $(\text{Original Term} - \text{Remaining Term}) * (\text{Current Scheduled Balance} / \text{Deal Scheduled Principal Balance})$ |



**First Franklin Mortgage Loan Trust
Mortgage Loan Asset-Backed Securities
Series 2007-3**

***Distribution Date: 26-Nov-07
Servicemembers Civil Relief Act
Total (All Loans)***

| Disclosure Control # | Group | Beginning Balance | Scheduled Principal | Unscheduled Principal | Ending balance | Loan Rate | P&I Amount | Scheduled Interest | Interest Received | Relief Act Interest Shortfall |
|----------------------|-------------|-------------------|---------------------|-----------------------|----------------|-----------|------------|--------------------|-------------------|-------------------------------|
| 4001230043 | Group 2 ARM | 90,491.90 | 25.52 | 0.00 | 90,466.38 | 7.85% | 617.49 | 591.97 | 452.46 | 139.51 |
| Total | | 90,491.90 | 25.52 | 0.00 | 90,466.38 | | 617.49 | 591.97 | 452.46 | 139.51 |



**First Franklin Mortgage Loan Trust
Mortgage Loan Asset-Backed Securities
Series 2007-3**

***Distribution Date: 26-Nov-07
Material Breaches Detail***

| Disclosure Control # | Loan Group # | Ending Principal Balance | Material Breach Date | Material Breach Description |
|---|--------------|--------------------------|----------------------|-----------------------------|
| <i>No Material Breaches Reported</i> | | | | |

Material breaches of pool asset representation or warranties or transaction covenants.



**First Franklin Mortgage Loan Trust
Mortgage Loan Asset-Backed Securities
Series 2007-3**

***Distribution Date: 26-Nov-07
Modified Loan Detail
Total (All Loans)***

| Disclosure Control # | Loan Group # | Modified Maturity Date | Cutoff Maturity Date | Modification Description |
|---|--------------|---------------------------|-------------------------|--------------------------|
| <i>No Prior Loan Modification Reported</i> | | | | |

Modifications include any extensions or waivers to the mortgage loan terms, fees, penalties or payments during the preceding calendar month or that have become material over time.



**First Franklin Mortgage Loan Trust
Mortgage Loan Asset-Backed Securities
Series 2007-3**

***Distribution Date: 26-Nov-07
Collateral Asset Changes***

Disclosure
Control #

Beginning Principal Balance
No Collateral Asset Changes Reported

Description



First Franklin Mortgage Loan Trust
Mortgage Loan Asset-Backed Securities
Series 2007-3

Distribution Date: 26-Nov-07
Substitution Detail History

--- Loans Substituted Into Pool ---

----- Loans Substituted Out of Pool -----

| Investor # | Period | Beginning Principal Balance | Investor # | Period | Beginning Principal Balance | Adjusted for Principal | Substitution Code |
|--------------------------------------|--------|-----------------------------|------------|--------|-----------------------------|------------------------|-------------------|
| <i>No Substituted Loans Reported</i> | | | | | | | |



First Franklin Mortgage Loan Trust
Mortgage Loan Asset-Backed Securities
Series 2007-3

Distribution Date: 26-Nov-07
Substitution Detail History Summary

| - - - Loans Substituted Into Pool - - - | | | - - - Loans Substituted Out of Pool - - - | | | Difference Into vs. |
|---|-------|-----------------------------|---|-----------------------------|------------------------|---------------------|
| Period | Count | Beginning Principal Balance | Count | Beginning Principal Balance | Adjusted for Principal | Out |
| <i>No History of Substituted Loans Reported</i> | | | | | | |
