

First Franklin Mortgage Loan Trust
Mortgage Loan Asset-Backed Certificates
Series 2007-1

Distribution Date: 25-Oct-07

ABN AMRO Acct : 724570.1

Payment Date:	25-Oct-07
Prior Payment:	25-Sep-07
Next Payment:	26-Nov-07
Record Date:	28-Sep-07
Distribution Count:	7
Closing Date:	27-Mar-07
First Pay. Date:	25-Apr-07
Rated Final Payment Date:	27-Apr-37
Determination Date:	15-Oct-07
Delinq Method:	OTS

Outside Parties To The Transaction

Issuer: Merrill Lynch Mortgage Investors, Inc.

 Underwriter: Merrill Lynch & Company- Asset Backed Sec. Group

 Master Servicer: Home Loan Services

 Rating Agency: Standard & Poor's Rating Services/Moody's Investors Service

Contact Information:

Analyst:	Kalan Jablonski	714.259.6240
	kalan.jablonski@abnamro.com	
Administrator:	John Chozen	312.992.1816
	john.chozen@abnamro.com	
LaSalle Website:	www.etrustee.net	

Effective October 1, 2007, Bank of America Corporation, parent corporation of Bank of America, N.A. ("Bank of America") and Banc of America Securities LLC ("BAS"), has acquired ABN AMRO North America Holding Company, parent company of LaSalle Bank Corporation and LaSalle Bank National Association ("LaSalle"), from ABN AMRO Bank N.V. (the "Acquisition").



**First Franklin Mortgage Loan Trust
Mortgage Loan Asset-Backed Certificates
Series 2007-1**

Table of Contents

<i>Content:</i>	<i>Pages</i>
Statement to Certificate Holders	3
Statement to Certificate Holders (Factors)	4
Pool/Non-Pool Funds Cash Reconciliation	5
Cash Reconciliation Summary	6-7
Pool Detail and Performance Indicators	8-10
Bond Interest Reconciliation Part I	11
Bond Interest Reconciliation Part II	12
Bond Principal Reconciliation	13
Rating Information	14
15 Month Loan Status Summary Part I	15-21
15 Month Loan Status Summary Part II	22-28
15 Month Historical Payoff Summary	29-31
Prepayment Premium Loan Detail	32
Prepayment Summary	33
Historical Collateral Level REO Report	34-36
Mortgage Loan Characteristics Part I	37
Mortgage Loan Characteristics Part II	38-40
Geographic Concentration	41
Current Period Realized Loss Detail	42
Historical Realized Loss Summary	43-45
Realized Loss Summary	46
Servicemembers Civil Relief Act	47
Material Breaches Detail	48
Modified Loan Detail (Historical)	49
Collateral Asset Changes	50
Substitution Detail History	51
Substitution Detail History Summary	52



**First Franklin Mortgage Loan Trust
Mortgage Loan Asset-Backed Certificates
Series 2007-1**

**Distribution Date: 25-Oct-07
Bond Payments Tier**

Class	CUSIP	Original Face Value ⁽¹⁾	Beginning Certificate Balance	Principal Payment	Principal Adjustment or Loss	Deferred Interest	Ending Certificate Balance	Interest Payment ⁽²⁾	Interest Adjustment	Pass-Through Rate
A-1	59023LAA0	725,544,000.00	686,507,257.37	4,287,105.56	0.00	0.00	682,220,151.80	3,015,626.15	0.00	5.2712500000%
A-2A	59023LAB8	477,254,000.00	404,364,042.39	7,632,657.00	0.00	0.00	396,731,385.39	1,769,513.90	0.00	5.2512500000%
A-2B	59023LAC6	234,066,000.00	234,066,000.00	0.00	0.00	0.00	234,066,000.00	1,034,035.32	0.00	5.3012500000%
A-2C	59023LAD4	296,970,000.00	296,970,000.00	0.00	0.00	0.00	296,970,000.00	1,331,724.84	0.00	5.3812500000%
A-2D	59023LAE2	130,878,000.00	130,878,000.00	0.00	0.00	0.00	130,878,000.00	596,721.88	0.00	5.4712500000%
M-1	59023LAF9	77,091,000.00	77,091,000.00	0.00	0.00	0.00	77,091,000.00	354,056.48	0.00	5.5112500000%
M-2	59023LAG7	60,332,000.00	60,332,000.00	0.00	0.00	0.00	60,332,000.00	283,120.48	0.00	5.6312500000%
M-3	59023LAH5	36,870,000.00	36,870,000.00	0.00	0.00	0.00	36,870,000.00	179,165.16	0.00	5.8312500000%
M-4	59023LAJ1	32,400,000.00	32,400,000.00	0.00	0.00	0.00	32,400,000.00	172,293.75	0.00	6.3812500000%
M-5	59023LAK8	31,283,000.00	31,283,000.00	0.00	0.00	0.00	31,283,000.00	168,960.79	0.00	6.4812500000%
M-6	59023LAL6	21,228,000.00	21,228,000.00	0.00	0.00	0.00	21,228,000.00	117,306.81	0.00	6.6312500000%
B-1	59023LAM4	22,345,000.00	22,345,000.00	0.00	0.00	0.00	22,345,000.00	129,996.69	0.00	6.9812500000%
B-2	59023LAN2	12,289,000.00	12,289,000.00	0.00	0.00	0.00	12,289,000.00	71,493.82	0.00	6.9812500000%
B-3	59023LAP7	26,814,000.00	26,814,000.00	0.00	0.00	0.00	26,814,000.00	155,996.03	0.00	6.9812500000%
C	59023LAR3	2,234,527,127.08 N	2,122,596,896.76	0.00	0.00	0.00	2,110,677,134.20	3,903,812.34	108,630.46	N/A
P	59023LAQ5	0.00	0.00	0.00	0.00	0.00	0.00	76,380.21	76,380.21	N/A
R	59023LAS1	100.00	0.00	0.00	0.00	0.00	0.00	0.00	0.00	N/A
Total		2,185,364,100.00	2,073,437,299.76	11,919,762.56	0.00	0.00	2,061,517,537.20	13,360,204.65	185,010.67	
								Total P&I Payment	25,279,967.21	

⁽¹⁾ N denotes notional balance not included in total ⁽²⁾ Accrued Interest plus/minus Interest Adjustment minus Deferred Interest equals Interest Payment



**First Franklin Mortgage Loan Trust
Mortgage Loan Asset-Backed Certificates
Series 2007-1**

Distribution Date: 25-Oct-07
Statement to Certificate Holders (FACTORS)
Bond Payments Tier

Class	CUSIP	Original Face Value	Beginning Certificate Balance *	Principal Payment *	Principal Adjustment or Loss	Deferred Interest *	Ending Certificate Balance *	Interest Payment *	Interest Adjustment*	Next Rate **
A-1	59023LAA0	725,544,000.00	946.196588169	5.908815399	0.000000000	0.000000000	940.287772767	4.156365637	0.000000000	5.01250000%
A-2A	59023LAB8	477,254,000.00	847.272191314	15.992861244	0.000000000	0.000000000	831.279330072	3.707698416	0.000000000	4.99250000%
A-2B	59023LAC6	234,066,000.00	1000.000000000	0.000000000	0.000000000	0.000000000	1000.000000000	4.417708339	0.000000000	5.04250000%
A-2C	59023LAD4	296,970,000.00	1000.000000000	0.000000000	0.000000000	0.000000000	1000.000000000	4.484374987	0.000000000	5.12250000%
A-2D	59023LAE2	130,878,000.00	1000.000000000	0.000000000	0.000000000	0.000000000	1000.000000000	4.559374990	0.000000000	5.21250000%
M-1	59023LAF9	77,091,000.00	1000.000000000	0.000000000	0.000000000	0.000000000	1000.000000000	4.592708358	0.000000000	5.25250000%
M-2	59023LAG7	60,332,000.00	1000.000000000	0.000000000	0.000000000	0.000000000	1000.000000000	4.692708347	0.000000000	5.37250000%
M-3	59023LAH5	36,870,000.00	1000.000000000	0.000000000	0.000000000	0.000000000	1000.000000000	4.859375102	0.000000000	5.57250000%
M-4	59023LAJ1	32,400,000.00	1000.000000000	0.000000000	0.000000000	0.000000000	1000.000000000	5.317708333	0.000000000	6.12250000%
M-5	59023LAK8	31,283,000.00	1000.000000000	0.000000000	0.000000000	0.000000000	1000.000000000	5.401041780	0.000000000	6.22250000%
M-6	59023LAL6	21,228,000.00	1000.000000000	0.000000000	0.000000000	0.000000000	1000.000000000	5.526041549	0.000000000	6.37250000%
B-1	59023LAM4	22,345,000.00	1000.000000000	0.000000000	0.000000000	0.000000000	1000.000000000	5.817708212	0.000000000	6.72250000%
B-2	59023LAN2	12,289,000.00	1000.000000000	0.000000000	0.000000000	0.000000000	1000.000000000	5.817708520	0.000000000	6.72250000%
B-3	59023LAP7	26,814,000.00	1000.000000000	0.000000000	0.000000000	0.000000000	1000.000000000	5.817708287	0.000000000	6.72250000%
C	59023LAR3	2,234,527,127.08 N	949.908761919	0.000000000	0.000000000	0.000000000	944.574406200	1.747041820	0.048614518	N/A
P	59023LAQ5	0.00	0.000000000	0.000000000	0.000000000	0.000000000	0.000000000	0.000000000	0.000000000	N/A
R	59023LAS1	100.00	0.000000000	0.000000000	0.000000000	0.000000000	0.000000000	0.000000000	0.000000000	N/A

* Per \$1,000 of Original Face Value ** Estimated



**First Franklin Mortgage Loan Trust
Mortgage Loan Asset-Backed Certificates
Series 2007-1**

***Distribution Date: 25-Oct-07
Cash Reconciliation Summary***

Pool Source of Funds		Non-Pool Source of Funds	
Interest Summary		Supplemental Interest Trust	
Interest Summary		Principal Summary	
Scheduled Interest	14,059,585.22	Scheduled Prin Distribution	701,608.22
Fees	884,390.86	Curtailments	56,878.41
Remittance Interest	13,175,194.36	Prepayments in Full	10,436,991.55
Other Interest Proceeds/Shortfalls		Liquidation Proceeds	365,491.79
Prepayment Penalties	76,380.21	Repurchase Proceeds	0.00
Other Interest Loss	0.00	Other Principal Proceeds	(550.60)
Other Interest Proceeds	0.00	Remittance Principal	11,560,419.37
Non-advancing Interest	0.00		
Non-Supported Interest Shortfall	0.00		
Relief Act Shortfall	(1,269.14)		
Modification Shortfall	0.00		
Other Interest Proceeds/Shortfalls	75,111.07		
Interest Adjusted	13,250,305.43		
Fee Summary			
Total Servicing Fees	884,390.86		
Total Trustee Fees	0.00		
LPMI Fees	0.00		
Credit Manager's Fees	0.00		
Unpaid Serv Fees (Charged-off Loans)	0.00		
Misc. Fees / Trust Expense	0.00		
Insurance Premium	0.00		
Total Fees	884,390.86		
Advances (Principal & Interest)			
Prior Month's Outstanding Advances	N/A		
Current Advances	N/A		
Reimbursement of Prior Advances	N/A		
Outstanding Advances	N/A		
		P&I Due Certificate Holders	25,279,967.34

P&I Advances as of the end of the Due Period do not reflect the amount of advances remitted by the Servicer on the Servicer Remittance Date due to additional proceeds received between the end of the Due Period and the Servicer Remittance Date and netted from the P&I Advances stated as of the end of the Due Period.



**First Franklin Mortgage Loan Trust
Mortgage Loan Asset-Backed Certificates
Series 2007-1**

***Distribution Date: 25-Oct-07
Cash Reconciliation Summary Group 1***

	Group 1 Fixed	Group 1 ARMS	Total
Interest Summary			
Scheduled Interest	1,222,386.29	4,313,764.91	5,536,151.20
Fees	73,387.87	272,611.48	345,999.35
Remittance Interest	1,148,998.42	4,041,153.43	5,190,151.85
Other Interest Proceeds/Shortfalls			
Prepayment Penalties	1,280.00	27,348.86	28,628.86
Other Interest Loss	0.00	0.00	0.00
Other Interest Proceeds	0.00	0.00	0.00
Non-advancing Interest	0.00	0.00	0.00
Net PPIS/Relief Act Shortfall	0.00	(315.64)	(315.64)
Modification Shortfall	0.00	0.00	0.00
Other Interest Proceeds/Shortfalls	1,280.00	27,033.22	28,313.22
Interest Adjusted	1,150,278.42	4,068,186.65	5,218,465.07
Principal Summary			
Scheduled Principal Distribution	101,226.23	198,147.81	299,374.04
Curtailments	10,085.14	12,133.66	22,218.80
Prepayments in Full	804,813.89	3,031,456.14	3,836,270.03
Liquidation Proceeds	0.00	0.00	0.00
Repurchase Proceeds	0.00	0.00	0.00
Other Principal Proceeds	0.00	0.00	0.00
Less Mod Losses	0.00	0.00	0.00
Remittance Principal	916,125.26	3,241,737.61	4,157,862.87
Fee Summary			
Total Servicing Fees	73,387.87	272,611.48	345,999.35
Total Trustee Fees	0.00	0.00	0.00
LPMI Fees	0.00	0.00	0.00
Misc. Fees	0.00	0.00	0.00
Total Fees	73,387.87	272,611.48	345,999.35
Beginning Principal Balance	176,130,599.16	654,267,841.95	830,398,441.11
Ending Principal Balance	175,214,473.90	651,026,104.34	826,240,578.24



**First Franklin Mortgage Loan Trust
Mortgage Loan Asset-Backed Certificates
Series 2007-1**

***Distribution Date: 25-Oct-07
Cash Reconciliation Summary Group 2***

	Group 2 Fixed	Group 2 ARMS	Total
Interest Summary			
Scheduled Interest	1,843,049.86	6,680,384.16	8,523,434.02
Fees	105,709.22	432,682.29	538,391.51
Remittance Interest	1,737,340.64	6,247,701.87	7,985,042.51
Other Interest Proceeds/Shortfalls			
Prepayment Penalties	7,368.37	40,382.98	47,751.35
Other Interest Loss	0.00	0.00	0.00
Other Interest Proceeds	0.00	0.00	0.00
Non-advancing Interest	0.00	0.00	0.00
Net PPIS/Relief Act Shortfall	0.00	(953.50)	(953.50)
Modification Shortfall	0.00	0.00	0.00
Other Interest Proceeds/Shortfalls	7,368.37	39,429.48	46,797.85
Interest Adjusted	1,744,709.01	6,287,131.35	8,031,840.36
Principal Summary			
Scheduled Principal Distribution	141,865.99	260,368.19	402,234.18
Curtailments	12,243.50	22,416.11	34,659.61
Prepayments in Full	565,266.97	6,035,454.55	6,600,721.52
Liquidation Proceeds	(4,792.52)	370,284.31	365,491.79
Repurchase Proceeds	0.00	0.00	0.00
Other Principal Proceeds	(300.60)	(250.00)	(550.60)
Less Mod Losses	0.00	0.00	0.00
Remittance Principal	714,283.34	6,688,273.16	7,402,556.50
Fee Summary			
Total Servicing Fees	105,709.22	432,682.29	538,391.51
Total Trustee Fees	0.00	0.00	0.00
LPMI Fees	0.00	0.00	0.00
Misc. Fees	0.00	0.00	0.00
Total Fees	105,709.22	432,682.29	538,391.51
Beginning Principal Balance	253,762,051.63	1,038,436,404.02	1,292,198,455.65
Ending Principal Balance	252,997,854.82	1,031,438,701.14	1,284,436,555.96



**First Franklin Mortgage Loan Trust
Mortgage Loan Asset-Backed Certificates
Series 2007-1**

**Distribution Date: 25-Oct-07
Pool Detail and Performance Indicators Total (All Loans)**

Pool Detail			Performance Indicators			Misc/Additional Information				
Pool Level Information			Factors Impacting Principal Payment Rules			WA Rates/Life				
Historical	Amount	Count	Delinquency Levels	Num	Den	%		Fixed	Adj	Overall
Cut-off Pool Balance	2,234,527,127.08	10,755	3 mo. Rolling Average	159,978,871	2,122,388,059	7.55%	WAC - Remit Current	8.06%	7.29%	7.45%
Cum Scheduled Principal	4,907,115.46		6 mo. Rolling Average	96,810,580	2,153,035,792	4.55%	WAC - Remit Original	8.08%	7.31%	7.46%
Cum Unscheduled Principal	118,218,593.04		12 mo. Rolling Average	83,361,590	2,163,651,226	3.92%	WAC - Current	8.56%	7.79%	7.95%
Cum Liquidations	724,284.38		Loss Levels	Amount	Count		WAC - Original	8.58%	7.81%	7.96%
Cum Repurchases	22,979,116.10		3 mo. Cum Loss	359,343.19	2		WAL - Current	345.49	352.28	350.90
			6 mo. Cum loss	359,343.19	2		WAL - Original	351.45	358.28	356.93
			12 mo. Cum Loss	359,343.19	2					
Current	Amount	Count	%							
Beginning Pool	2,122,596,896.76	10,366	94.99%				Current Index Rate			5.131250%
Scheduled Principal	701,608.22		0.03%				Next Index Rate			4.872500%
Unscheduled Principal	10,493,869.96	48	0.47%							
Liquidations	724,284.38	2	0.03%				Prepayment Charges			
Repurchases	0.00	0	0.00%					Amount	Count	
Ending Pool	2,110,677,134.20	10,316	94.46%				Current	152,760.42	15	
							Cumulative	963,538.58	96	
Ending Actual Balance	2,111,572,636.66									
Average Loan Balance	204,602.28									
Current Loss Detail	Amount									
Liquidation	724,284.38						Pool Composition			
Realized Loss	358,792.59						Properties	Balance	%/Score	
Realized Loss Adjustment	550.60						Cut-off LTV	1,955,756,563.05	91.93%	
Net Liquidation	364,941.19						Cash Out/Refinance	858,206,661.45	40.34%	
							SFR	1,474,227,044.35	69.30%	
							Owner Occupied	2,055,614,403.99	96.63%	
Credit Enhancement	Amount	%						Min	Max	WA
Original OC	49,163,027.08	2.20%					FICO	540	819	651.50
Target OC	49,159,596.80	2.20%								
Beginning OC	49,159,597.00									
Ending OC	49,159,597.00									
Most Senior Certificates	1,752,785,299.76									

Legend: (1) 60 Days+, REO, BK, F/C % (2) (1) > (6) * (4), then TRUE (3) Condn: Cum Loss > specified thresholds (4) (Ending Pool Bal - Most Senior Certs) / Ending Pool Bal (5) Defined Benchmark (6) Defined Benchmark (Used in Delinq Event Calc)

Note: Delinquency and Loss Event Triggers may be flagged as "Yes" prior to the Step Down Date on account of the percentage thresholds being breached.



**First Franklin Mortgage Loan Trust
Mortgage Loan Asset-Backed Certificates
Series 2007-1**

Distribution Date: 25-Oct-07

Pool Detail and Performance Indicators Group 1

Pool Detail			Performance Indicators				Misc/Additional Information					
Pool Level Information				Factors Impacting Principal Payment Rules						WA Rates/Life		
Historical	Amount	Count		Delinquency Levels	Num	Den	%		Fixed	Adj	Overall	
Cut-off Pool Balance	869,436,991.00	4,357		3 mo. Rolling Average	46,938,811	830,556,197	5.66%	WAC - Remit Current	7.83%	7.41%	7.50%	
Cum Scheduled Principal	2,094,601.62			6 mo. Rolling Average	28,929,213	840,838,918	3.47%	WAC - Remit Original	7.86%	7.42%	7.51%	
Cum Unscheduled Principal	41,101,811.14			12 mo. Rolling Average	24,857,809	844,413,593	2.99%	WAC - Current	8.33%	7.91%	8.00%	
Cum Liquidations	0.00			Loss Levels	Amount	Count		WAC - Original	8.36%	7.92%	8.01%	
Cum Repurchases	7,694,528.85			3 mo. Cum Loss	0.00	0		WAL - Current	344.86	352.30	350.72	
				6 mo. Cum loss	0.00	0		WAL - Original	350.88	358.30	356.75	
				12 mo. Cum Loss	0.00	0						
Current	Amount	Count	%									
Beginning Pool	830,398,441.11	4,201	95.51%									
Scheduled Principal	299,374.04		0.03%									
Unscheduled Principal	3,858,488.83	20	0.44%									
Liquidations	0.00	0	0.00%									
Repurchases	0.00	0	0.00%									
Ending Pool	826,240,578.24	4,181	95.03%									
Ending Actual Balance	826,609,357.04											
Average Loan Balance	197,617.93											
Current Loss Detail	Amount											
Liquidation	0.00											
Realized Loss	0.00											
Realized Loss Adjustment	0.00											
Net Liquidation	0.00											
Prepayment Charges												
									Amount	Count		
								Current	28,628.86	5		
								Cumulative	194,394.25	37		
Pool Composition												
								Properties	Balance	%/Score		
								Cut-off LTV	739,881,930.99	88.89%		
								Cash Out/Refinance	524,742,900.73	63.04%		
								SFR	591,500,027.87	71.06%		
								Owner Occupied	804,499,715.81	96.65%		
								Min	Max	WA		
								FICO	540	813	645.02	

Legend: (1) 60 Days+, REO, BK, F/C % (2) (1) > (6) * (4), then TRUE (3) Condn: Cum Loss > specified thresholds (4) (Ending Pool Bal - Most Senior Certs) / Ending Pool Bal (5) Defined Benchmark (6) Defined Benchmark (Used in Delinq Event Calc)

Note: Delinquency and Loss Event Triggers may be flagged as "Yes" prior to the Step Down Date on account of the percentage thresholds being breached.



**First Franklin Mortgage Loan Trust
Mortgage Loan Asset-Backed Certificates
Series 2007-1**

***Distribution Date: 25-Oct-07
Bond Interest Reconciliation***

-- Accrual --															----- Recovered -----		----- Outstanding -----	
Class	Method	Days	Opening Balance	Pass-Thru Rate	Accrual Certificate Interest	Total Interest Additions	Total Interest Deductions	Distributable Certificate Interest	Interest Payment Amount	Interest Carry-Forward Amount	Floating Rate Certificate Carry-Over	Interest Carry-Forward Amount	Floating Rate Certificate Carry-Over	Net Cap Rate in Effect Y/N				
A-1	Act/360	30	686,507,257.37	5.271250000%	3,015,626.15	0.00	0.00	3,015,626.15	3,015,626.15	0.00	0.00	0.00	0.00	No				
A-2A	Act/360	30	404,364,042.39	5.251250000%	1,769,513.90	0.00	0.00	1,769,513.90	1,769,513.90	0.00	0.00	0.00	0.00	No				
A-2B	Act/360	30	234,066,000.00	5.301250000%	1,034,035.32	0.00	0.00	1,034,035.32	1,034,035.32	0.00	0.00	0.00	0.00	No				
A-2C	Act/360	30	296,970,000.00	5.381250000%	1,331,724.84	0.00	0.00	1,331,724.84	1,331,724.84	0.00	0.00	0.00	0.00	No				
A-2D	Act/360	30	130,878,000.00	5.471250000%	596,721.88	0.00	0.00	596,721.88	596,721.88	0.00	0.00	0.00	0.00	No				
M-1	Act/360	30	77,091,000.00	5.511250000%	354,056.48	0.00	0.00	354,056.48	354,056.48	0.00	0.00	0.00	0.00	No				
M-2	Act/360	30	60,332,000.00	5.631250000%	283,120.48	0.00	0.00	283,120.48	283,120.48	0.00	0.00	0.00	0.00	No				
M-3	Act/360	30	36,870,000.00	5.831250000%	179,165.16	0.00	0.00	179,165.16	179,165.16	0.00	0.00	0.00	0.00	No				
M-4	Act/360	30	32,400,000.00	6.381250000%	172,293.75	0.00	0.00	172,293.75	172,293.75	0.00	0.00	0.00	0.00	No				
M-5	Act/360	30	31,283,000.00	6.481250000%	168,960.79	0.00	0.00	168,960.79	168,960.79	0.00	0.00	0.00	0.00	No				
M-6	Act/360	30	21,228,000.00	6.631250000%	117,306.81	0.00	0.00	117,306.81	117,306.81	0.00	0.00	0.00	0.00	No				
B-1	Act/360	30	22,345,000.00	6.981250000%	129,996.69	0.00	0.00	129,996.69	129,996.69	0.00	0.00	0.00	0.00	No				
B-2	Act/360	30	12,289,000.00	6.981250000%	71,493.82	0.00	0.00	71,493.82	71,493.82	0.00	0.00	0.00	0.00	No				
B-3	Act/360	30	26,814,000.00	6.981250000%	155,996.03	0.00	0.00	155,996.03	155,996.03	0.00	0.00	0.00	0.00	No				
C			2,122,596,896.76	N/A	3,795,181.88	469,242.53	0.00	3,903,812.34	3,903,812.34	0.00	0.00	0.00	0.00	N/A				
P			0.00	N/A	0.00	76,380.21	0.00	76,380.21	76,380.21	0.00	0.00	0.00	0.00	N/A				
R	Act/360	30	0.00	5.271250000%	0.00	0.00	0.00	0.00	0.00	0.00	0.00	0.00	0.00	N/A				
Total			2,073,437,299.76		13,175,193.98	545,622.74	0.00	13,360,204.65	13,360,204.65	0.00	0.00	0.00	0.00					



**First Franklin Mortgage Loan Trust
Mortgage Loan Asset-Backed Certificates
Series 2007-1**

**Distribution Date: 25-Oct-07
Bond Interest Reconciliation - Part II**

Class	Record Date	Prior Interest Due Date	Current Interest Due Date	----- REMIC -----					----- Non-REMIC -----			----- Deductions -----		
				Accrual Certificate Interest	Interest Carry-Forward	Supplemental Interest Trust	Payments From Cap Contracts	Prepayment Premiums	Floating Rate Certificate Carry-Over	Other Interest Proceeds ⁽¹⁾	Non-Supported Interest Shortfall	Interest Carry-Forward ⁽²⁾	Floating Rate Certificate Carry-Over	
A-1	28-Sep-07	25-Sep-07	25-Oct-07	3,015,626.15	0.00	0.00	0.00	0.00	0.00	0.00	0.00	0.00	0.00	0.00
A-2A	28-Sep-07	25-Sep-07	25-Oct-07	1,769,513.90	0.00	0.00	0.00	0.00	0.00	0.00	0.00	0.00	0.00	0.00
A-2B	28-Sep-07	25-Sep-07	25-Oct-07	1,034,035.32	0.00	0.00	0.00	0.00	0.00	0.00	0.00	0.00	0.00	0.00
A-2C	28-Sep-07	25-Sep-07	25-Oct-07	1,331,724.84	0.00	0.00	0.00	0.00	0.00	0.00	0.00	0.00	0.00	0.00
A-2D	28-Sep-07	25-Sep-07	25-Oct-07	596,721.88	0.00	0.00	0.00	0.00	0.00	0.00	0.00	0.00	0.00	0.00
M-1	28-Sep-07	25-Sep-07	25-Oct-07	354,056.48	0.00	0.00	0.00	0.00	0.00	0.00	0.00	0.00	0.00	0.00
M-2	28-Sep-07	25-Sep-07	25-Oct-07	283,120.48	0.00	0.00	0.00	0.00	0.00	0.00	0.00	0.00	0.00	0.00
M-3	28-Sep-07	25-Sep-07	25-Oct-07	179,165.16	0.00	0.00	0.00	0.00	0.00	0.00	0.00	0.00	0.00	0.00
M-4	28-Sep-07	25-Sep-07	25-Oct-07	172,293.75	0.00	0.00	0.00	0.00	0.00	0.00	0.00	0.00	0.00	0.00
M-5	28-Sep-07	25-Sep-07	25-Oct-07	168,960.79	0.00	0.00	0.00	0.00	0.00	0.00	0.00	0.00	0.00	0.00
M-6	28-Sep-07	25-Sep-07	25-Oct-07	117,306.81	0.00	0.00	0.00	0.00	0.00	0.00	0.00	0.00	0.00	0.00
B-1	28-Sep-07	25-Sep-07	25-Oct-07	129,996.69	0.00	0.00	0.00	0.00	0.00	0.00	0.00	0.00	0.00	0.00
B-2	28-Sep-07	25-Sep-07	25-Oct-07	71,493.82	0.00	0.00	0.00	0.00	0.00	0.00	0.00	0.00	0.00	0.00
B-3	28-Sep-07	25-Sep-07	25-Oct-07	155,996.03	0.00	0.00	0.00	0.00	0.00	0.00	0.00	0.00	0.00	0.00
C	28-Sep-07	1-Sep-07	1-Oct-07	3,795,181.88	0.00	0.00	0.00	0.00	0.00	469,242.53	0.00	0.00	0.00	0.00
P	28-Sep-07	1-Sep-07	1-Oct-07	0.00	0.00	0.00	0.00	76,380.21	0.00	0.00	0.00	0.00	0.00	0.00
R	28-Sep-07	25-Sep-07	25-Oct-07	0.00	0.00	0.00	0.00	0.00	0.00	0.00	0.00	0.00	0.00	0.00
Total				13,175,193.98	0.00	0.00	0.00	76,380.21	0.00	469,242.53	0.00	0.00	0.00	0.00

⁽¹⁾ Other Interest Proceeds are additional interest amounts specifically allocated to the bond(s) and used in determining the bonds Distributable Interest.

⁽²⁾ Interest Carry-Forward Shortfall is unpaid interest with interest thereon.



**First Franklin Mortgage Loan Trust
Mortgage Loan Asset-Backed Certificates
Series 2007-1**

***Distribution Date: 25-Oct-07
Bond Principal Reconciliation***

Class	Original Class Balance	Beginning Class Balance	Scheduled Principal Payment	Unscheduled Principal Payment	Extra Principal Payment	----- L o s s e s -----				Ending Class Balance	Rated Final Maturity	- Credit Support -	
						Prior Loss Reimburs.	Current Losses	Cumulative Losses	Interest on Losses			Original	Current
A-1	725,544,000.00	686,507,257.37	299,374.04	3,729,246.14	129,242.69	0.00	0.00	0.00	0.00	682,220,151.80	27-Apr-37	16.55%	17.52%
A-2A	477,254,000.00	404,364,042.39	402,234.18	6,770,221.82	230,100.50	0.00	0.00	0.00	0.00	396,731,385.39	27-Apr-37	16.55%	17.52%
A-2B	234,066,000.00	234,066,000.00	0.00	0.00	0.00	0.00	0.00	0.00	0.00	234,066,000.00	27-Apr-37	16.55%	17.52%
A-2C	296,970,000.00	296,970,000.00	0.00	0.00	0.00	0.00	0.00	0.00	0.00	296,970,000.00	27-Apr-37	16.55%	17.52%
A-2D	130,878,000.00	130,878,000.00	0.00	0.00	0.00	0.00	0.00	0.00	0.00	130,878,000.00	27-Apr-37	16.55%	17.52%
M-1	77,091,000.00	77,091,000.00	0.00	0.00	0.00	0.00	0.00	0.00	0.00	77,091,000.00	27-Apr-37	13.10%	13.87%
M-2	60,332,000.00	60,332,000.00	0.00	0.00	0.00	0.00	0.00	0.00	0.00	60,332,000.00	27-Apr-37	10.40%	11.01%
M-3	36,870,000.00	36,870,000.00	0.00	0.00	0.00	0.00	0.00	0.00	0.00	36,870,000.00	27-Apr-37	8.75%	9.26%
M-4	32,400,000.00	32,400,000.00	0.00	0.00	0.00	0.00	0.00	0.00	0.00	32,400,000.00	27-Apr-37	7.30%	7.73%
M-5	31,283,000.00	31,283,000.00	0.00	0.00	0.00	0.00	0.00	0.00	0.00	31,283,000.00	27-Apr-37	5.90%	6.25%
M-6	21,228,000.00	21,228,000.00	0.00	0.00	0.00	0.00	0.00	0.00	0.00	21,228,000.00	27-Apr-37	4.95%	5.24%
B-1	22,345,000.00	22,345,000.00	0.00	0.00	0.00	0.00	0.00	0.00	0.00	22,345,000.00	27-Apr-37	3.95%	4.18%
B-2	12,289,000.00	12,289,000.00	0.00	0.00	0.00	0.00	0.00	0.00	0.00	12,289,000.00	27-Apr-37	3.40%	3.60%
B-3	26,814,000.00	26,814,000.00	0.00	0.00	0.00	0.00	0.00	0.00	0.00	26,814,000.00	27-Apr-37	2.20%	2.33%
C	2,234,527,127.08	2,122,596,896.76	0.00	0.00	0.00	0.00	0.00	0.00	0.00	2,110,677,134.20	27-Apr-37	N/A	N/A
P	0.00	0.00	0.00	0.00	0.00	0.00	0.00	0.00	0.00	0.00	27-Apr-37	N/A	N/A
R	100.00	0.00	0.00	0.00	0.00	0.00	0.00	0.00	0.00	0.00	27-Apr-37	N/A	N/A
Total	2,185,364,100.00	2,073,437,299.76	701,608.22	10,499,467.96	359,343.19	0.00	0.00	0.00	0.00	2,061,517,537.20			



**First Franklin Mortgage Loan Trust
Mortgage Loan Asset-Backed Certificates
Series 2007-1**

***Distribution Date: 25-Oct-07
Ratings Information***

Class	CUSIP	----- Original Ratings -----				----- Ratings Change / Change Date ⁽¹⁾ -----			
		Fitch	Moody's	DBRS	S&P	Fitch	Moody's	DBRS	S&P
A-1	59023LAA0	NR	Aaa	NR	AAA				
A-2A	59023LAB8	NR	Aaa	NR	AAA				
A-2B	59023LAC6	NR	Aaa	NR	AAA				
A-2C	59023LAD4	NR	Aaa	NR	AAA				
A-2D	59023LAE2	NR	Aaa	NR	AAA				
M-1	59023LAF9	NR	Aa1	NR	AA+				
M-2	59023LAG7	NR	Aa2	NR	AA				
M-3	59023LAH5	NR	Aa3	NR	AA-				
M-4	59023LAJ1	NR	A1	NR	A+				
M-5	59023LAK8	NR	A2	NR	A				
M-6	59023LAL6	NR	A3	NR	A-				
B-1	59023LAM4	NR	Baa1	NR	BBB+				
B-2	59023LAN2	NR	Baa2	NR	BBB				
B-3	59023LAP7	NR	Baa3	NR	BBB-				
C	59023LAR3	NR	NR	NR	NR				
P	59023LAQ5	NR	NR	NR	NR				
R	59023LAS1	NR	NR	NR	AAA				

NR - Designates that the class was not rated by the rating agency.

⁽¹⁾ Changed ratings provided on this report are based on information provided by the applicable rating agency via electronic transmission. It shall be understood that this transmission will generally have been provided to LaSalle within 30 days of the payment date listed on this statement. Because ratings may have changed during the 30 day window, or may not be being provided by the rating agency in an electronic format and therefore not being updated on this report, LaSalle recommends that investors obtain current rating information directly from the rating agency.



**First Franklin Mortgage Loan Trust
Mortgage Loan Asset-Backed Certificates
Series 2007-1**

**Distribution Date: 25-Oct-07
Asset-Backed Facts ~ 15 Month Historical Loan Status Summary Part I (as of Cut-Off)**

Distribution Date	Current		Delinq 1 Month		Delinq 2 Months		Delinq 3+ Months		Bankruptcy		Foreclosure		REO	
	Count	Balance	Count	Balance	Count	Balance	Count	Balance	Count	Balance	Count	Balance	Count	Balance
Total (All Loans)														
25-Oct-07	9,161	1,805,177,657	446	94,673,664	220	59,471,614	40	8,770,052	31	5,942,763	396	130,746,668	22	5,894,717
25-Sep-07	9,507	1,885,324,498	350	82,135,009	164	47,640,656	52	13,245,447	25	4,698,578	268	89,552,710	0	0
27-Aug-07	9,727	1,943,888,539	320	76,028,200	189	55,324,621	19	5,276,064	19	3,925,210	143	49,447,514	0	0
25-Jul-07	10,021	2,018,216,379	262	70,031,513	117	39,391,854	9	2,632,525	11	2,282,333	73	23,782,845	0	0
25-Jun-07	10,317	2,101,622,922	192	56,152,759	73	23,195,821	2	1,027,422	8	1,522,663	9	3,781,785	0	0
25-May-07	10,557	2,174,676,770	98	29,423,367	4	2,393,493	0	0	6	916,125	0	0	0	0
25-Apr-07	10,617	2,194,884,962	101	29,791,218	4	2,393,722	0	0	2	273,931	0	0	0	0

Total (All Loans)														
25-Oct-07	88.80%	85.53%	4.32%	4.49%	2.13%	2.82%	0.39%	0.42%	0.30%	0.28%	3.84%	6.19%	0.21%	0.28%
25-Sep-07	91.71%	88.82%	3.38%	3.87%	1.58%	2.24%	0.50%	0.62%	0.24%	0.22%	2.59%	4.22%	0.00%	0.00%
27-Aug-07	93.38%	91.10%	3.07%	3.56%	1.81%	2.59%	0.18%	0.25%	0.18%	0.18%	1.37%	2.32%	0.00%	0.00%
25-Jul-07	95.50%	93.59%	2.50%	3.25%	1.12%	1.83%	0.09%	0.12%	0.10%	0.11%	0.70%	1.10%	0.00%	0.00%
25-Jun-07	97.32%	96.08%	1.81%	2.57%	0.69%	1.06%	0.02%	0.05%	0.08%	0.07%	0.08%	0.17%	0.00%	0.00%
25-May-07	98.99%	98.52%	0.92%	1.33%	0.04%	0.11%	0.00%	0.00%	0.06%	0.04%	0.00%	0.00%	0.00%	0.00%
25-Apr-07	99.00%	98.54%	0.94%	1.34%	0.04%	0.11%	0.00%	0.00%	0.02%	0.01%	0.00%	0.00%	0.00%	0.00%

Loan status figures for periods prior to October 2007 do not reflect active REO loans for the respective period.

Delinquency Balances are Exclusive of REO, Foreclosures and Bankruptcies.



**First Franklin Mortgage Loan Trust
Mortgage Loan Asset-Backed Certificates
Series 2007-1**

**Distribution Date: 25-Oct-07
Asset-Backed Facts ~ 15 Month Historical Loan Status Summary Part I (as of Cut-Off)**

Distribution Date	Current		Delinq 1 Month		Delinq 2 Months		Delinq 3+ Months		Bankruptcy		Foreclosure		REO	
	Count	Balance	Count	Balance	Count	Balance	Count	Balance	Count	Balance	Count	Balance	Count	Balance
Group 1 - Total														
25-Oct-07	3,752	729,056,513	169	34,513,598	91	19,935,096	18	4,184,284	14	2,385,370	129	34,227,406	8	1,938,312
25-Sep-07	3,886	757,881,136	137	28,603,838	54	12,718,416	18	3,699,720	12	2,034,839	94	25,460,492	0	0
27-Aug-07	3,973	777,154,816	114	23,642,256	69	16,313,105	9	2,296,928	10	1,784,138	50	13,838,327	0	0
25-Jul-07	4,071	797,426,528	99	22,323,396	37	9,927,383	4	796,693	5	948,584	30	8,792,039	0	0
25-Jun-07	4,190	825,639,625	66	16,409,363	35	9,745,654	1	279,422	4	610,864	3	697,870	0	0
25-May-07	4,276	847,839,193	42	10,967,970	1	279,539	0	0	4	680,799	0	0	0	0
25-Apr-07	4,301	854,565,215	42	10,867,042	1	279,656	0	0	1	149,731	0	0	0	0

Group 1 - Total														
25-Oct-07	89.74%	88.24%	4.04%	4.18%	2.18%	2.41%	0.43%	0.51%	0.33%	0.29%	3.09%	4.14%	0.19%	0.23%
25-Sep-07	92.50%	91.27%	3.26%	3.44%	1.29%	1.53%	0.43%	0.45%	0.29%	0.25%	2.24%	3.07%	0.00%	0.00%
27-Aug-07	94.04%	93.07%	2.70%	2.83%	1.63%	1.95%	0.21%	0.28%	0.24%	0.21%	1.18%	1.66%	0.00%	0.00%
25-Jul-07	95.88%	94.91%	2.33%	2.66%	0.87%	1.18%	0.09%	0.09%	0.12%	0.11%	0.71%	1.05%	0.00%	0.00%
25-Jun-07	97.46%	96.75%	1.54%	1.92%	0.81%	1.14%	0.02%	0.03%	0.09%	0.07%	0.07%	0.08%	0.00%	0.00%
25-May-07	98.91%	98.61%	0.97%	1.28%	0.02%	0.03%	0.00%	0.00%	0.09%	0.08%	0.00%	0.00%	0.00%	0.00%
25-Apr-07	98.99%	98.70%	0.97%	1.26%	0.02%	0.03%	0.00%	0.00%	0.02%	0.02%	0.00%	0.00%	0.00%	0.00%

Loan status figures for periods prior to October 2007 do not reflect active REO loans for the respective period.

Delinquency Balances are Exclusive of REO, Foreclosures and Bankruptcies.



**First Franklin Mortgage Loan Trust
Mortgage Loan Asset-Backed Certificates
Series 2007-1**

**Distribution Date: 25-Oct-07
Asset-Backed Facts ~ 15 Month Historical Loan Status Summary Part I (as of Cut-Off)**

Distribution Date	Current		Delinq 1 Month		Delinq 2 Months		Delinq 3+ Months		Bankruptcy		Foreclosure		REO		
	Count	Balance	Count	Balance	Count	Balance	Count	Balance	Count	Balance	Count	Balance	Count	Balance	
Group 1 Fixed															
25-Oct-07	1,009	160,678,031	40	5,878,019	22	3,681,229	2	308,202	4	428,271	22	4,166,965	1	73,757	
25-Sep-07	1,037	165,397,948	36	5,261,441	6	688,207	7	1,191,499	3	329,888	16	3,261,617	0	0	
27-Aug-07	1,062	169,424,944	23	2,999,627	16	3,030,255	0	0	4	519,843	8	1,491,896	0	0	
25-Jul-07	1,081	171,936,332	21	3,683,302	6	790,386	0	0	3	582,038	6	1,323,654	0	0	
25-Jun-07	1,102	176,039,427	14	2,029,335	5	976,059	1	279,422	2	244,226	1	203,047	0	0	
25-May-07	1,119	178,819,897	10	1,752,229	1	279,539	0	0	2	244,410	0	0	0	0	
25-Apr-07	1,119	178,965,466	11	1,811,291	1	279,656	0	0	1	149,731	0	0	0	0	

Group 1 Fixed															
25-Oct-07	91.73%	91.70%	3.64%	3.35%	2.00%	2.10%	0.18%	0.18%	0.36%	0.24%	2.00%	2.38%	0.09%	0.04%	
25-Sep-07	93.85%	93.91%	3.26%	2.99%	0.54%	0.39%	0.63%	0.68%	0.27%	0.19%	1.45%	1.85%	0.00%	0.00%	
27-Aug-07	95.42%	95.47%	2.07%	1.69%	1.44%	1.71%	0.00%	0.00%	0.36%	0.29%	0.72%	0.84%	0.00%	0.00%	
25-Jul-07	96.78%	96.42%	1.88%	2.07%	0.54%	0.44%	0.00%	0.00%	0.27%	0.33%	0.54%	0.74%	0.00%	0.00%	
25-Jun-07	97.96%	97.92%	1.24%	1.13%	0.44%	0.54%	0.09%	0.16%	0.18%	0.14%	0.09%	0.11%	0.00%	0.00%	
25-May-07	98.85%	98.74%	0.88%	0.97%	0.09%	0.15%	0.00%	0.00%	0.18%	0.13%	0.00%	0.00%	0.00%	0.00%	
25-Apr-07	98.85%	98.76%	0.97%	1.00%	0.09%	0.15%	0.00%	0.00%	0.09%	0.08%	0.00%	0.00%	0.00%	0.00%	

Loan status figures for periods prior to October 2007 do not reflect active REO loans for the respective period.

Delinquency Balances are Exclusive of REO, Foreclosures and Bankruptcies.



**First Franklin Mortgage Loan Trust
Mortgage Loan Asset-Backed Certificates
Series 2007-1**

**Distribution Date: 25-Oct-07
Asset-Backed Facts ~ 15 Month Historical Loan Status Summary Part I (as of Cut-Off)**

Distribution Date	Current		Delinq 1 Month		Delinq 2 Months		Delinq 3+ Months		Bankruptcy		Foreclosure		REO	
	Count	Balance	Count	Balance	Count	Balance	Count	Balance	Count	Balance	Count	Balance	Count	Balance
Group 1 ARMS														
25-Oct-07	2,743	568,378,482	129	28,635,578	69	16,253,867	16	3,876,081	10	1,957,099	107	30,060,441	7	1,864,555
25-Sep-07	2,849	592,483,189	101	23,342,397	48	12,030,210	11	2,508,221	9	1,704,951	78	22,198,875	0	0
27-Aug-07	2,911	607,729,872	91	20,642,629	53	13,282,850	9	2,296,928	6	1,264,294	42	12,346,431	0	0
25-Jul-07	2,990	625,490,196	78	18,640,094	31	9,136,997	4	796,693	2	366,546	24	7,468,385	0	0
25-Jun-07	3,088	649,600,197	52	14,380,028	30	8,769,595	0	0	2	366,638	2	494,823	0	0
25-May-07	3,157	669,019,296	32	9,215,741	0	0	0	0	2	436,389	0	0	0	0
25-Apr-07	3,182	675,599,749	31	9,055,751	0	0	0	0	0	0	0	0	0	0

Group 1 ARMS														
25-Oct-07	89.03%	87.31%	4.19%	4.40%	2.24%	2.50%	0.52%	0.60%	0.32%	0.30%	3.47%	4.62%	0.23%	0.29%
25-Sep-07	92.02%	90.56%	3.26%	3.57%	1.55%	1.84%	0.36%	0.38%	0.29%	0.26%	2.52%	3.39%	0.00%	0.00%
27-Aug-07	93.54%	92.42%	2.92%	3.14%	1.70%	2.02%	0.29%	0.35%	0.19%	0.19%	1.35%	1.88%	0.00%	0.00%
25-Jul-07	95.56%	94.50%	2.49%	2.82%	0.99%	1.38%	0.13%	0.12%	0.06%	0.06%	0.77%	1.13%	0.00%	0.00%
25-Jun-07	97.29%	96.44%	1.64%	2.13%	0.95%	1.30%	0.00%	0.00%	0.06%	0.05%	0.06%	0.07%	0.00%	0.00%
25-May-07	98.93%	98.58%	1.00%	1.36%	0.00%	0.00%	0.00%	0.00%	0.06%	0.06%	0.00%	0.00%	0.00%	0.00%
25-Apr-07	99.04%	98.68%	0.96%	1.32%	0.00%	0.00%	0.00%	0.00%	0.00%	0.00%	0.00%	0.00%	0.00%	0.00%

Loan status figures for periods prior to October 2007 do not reflect active REO loans for the respective period.

Delinquency Balances are Exclusive of REO, Foreclosures and Bankruptcies.



**First Franklin Mortgage Loan Trust
Mortgage Loan Asset-Backed Certificates
Series 2007-1**

**Distribution Date: 25-Oct-07
Asset-Backed Facts ~ 15 Month Historical Loan Status Summary Part I (as of Cut-Off)**

Distribution Date	Current		Delinq 1 Month		Delinq 2 Months		Delinq 3+ Months		Bankruptcy		Foreclosure		REO	
	Count	Balance	Count	Balance	Count	Balance	Count	Balance	Count	Balance	Count	Balance	Count	Balance
Group 2 - Total														
25-Oct-07	5,409	1,076,121,144	277	60,160,066	129	39,536,518	22	4,585,769	17	3,557,393	267	96,519,262	14	3,956,405
25-Sep-07	5,621	1,127,443,361	213	53,531,171	110	34,922,239	34	9,545,727	13	2,663,739	174	64,092,218	0	0
27-Aug-07	5,754	1,166,733,723	206	52,385,944	120	39,011,516	10	2,979,136	9	2,141,072	93	35,609,187	0	0
25-Jul-07	5,950	1,220,789,851	163	47,708,117	80	29,464,471	5	1,835,832	6	1,333,750	43	14,990,806	0	0
25-Jun-07	6,127	1,275,983,298	126	39,743,396	38	13,450,167	1	748,000	4	911,799	6	3,083,915	0	0
25-May-07	6,281	1,326,837,577	56	18,455,397	3	2,113,954	0	0	2	235,326	0	0	0	0
25-Apr-07	6,316	1,340,319,747	59	18,924,176	3	2,114,066	0	0	1	124,200	0	0	0	0

Group 2 - Total														
25-Oct-07	88.17%	83.78%	4.52%	4.68%	2.10%	3.08%	0.36%	0.36%	0.28%	0.28%	4.35%	7.51%	0.23%	0.31%
25-Sep-07	91.18%	87.25%	3.45%	4.14%	1.78%	2.70%	0.55%	0.74%	0.21%	0.21%	2.82%	4.96%	0.00%	0.00%
27-Aug-07	92.93%	89.83%	3.33%	4.03%	1.94%	3.00%	0.16%	0.23%	0.15%	0.16%	1.50%	2.74%	0.00%	0.00%
25-Jul-07	95.25%	92.76%	2.61%	3.62%	1.28%	2.24%	0.08%	0.14%	0.10%	0.10%	0.69%	1.14%	0.00%	0.00%
25-Jun-07	97.22%	95.66%	2.00%	2.98%	0.60%	1.01%	0.02%	0.06%	0.06%	0.07%	0.10%	0.23%	0.00%	0.00%
25-May-07	99.04%	98.46%	0.88%	1.37%	0.05%	0.16%	0.00%	0.00%	0.03%	0.02%	0.00%	0.00%	0.00%	0.00%
25-Apr-07	99.01%	98.45%	0.92%	1.39%	0.05%	0.16%	0.00%	0.00%	0.02%	0.01%	0.00%	0.00%	0.00%	0.00%

Loan status figures for periods prior to October 2007 do not reflect active REO loans for the respective period.

Delinquency Balances are Exclusive of REO, Foreclosures and Bankruptcies.



**First Franklin Mortgage Loan Trust
Mortgage Loan Asset-Backed Certificates
Series 2007-1**

**Distribution Date: 25-Oct-07
Asset-Backed Facts ~ 15 Month Historical Loan Status Summary Part I (as of Cut-Off)**

Distribution Date	Current		Delinq 1 Month		Delinq 2 Months		Delinq 3+ Months		Bankruptcy		Foreclosure		REO	
	Count	Balance	Count	Balance	Count	Balance	Count	Balance	Count	Balance	Count	Balance	Count	Balance
Group 2 Fixed														
25-Oct-07	1,821	226,865,548	91	11,295,588	33	5,146,899	8	1,379,215	5	603,943	40	6,761,802	5	944,859
25-Sep-07	1,882	234,224,391	67	9,355,988	18	3,282,359	8	1,336,347	5	557,355	31	5,005,611	0	0
27-Aug-07	1,910	239,218,474	62	8,043,600	23	3,703,184	4	713,474	3	442,887	17	2,714,466	0	0
25-Jul-07	1,964	245,894,212	40	6,069,775	19	3,283,401	0	0	3	463,248	6	670,544	0	0
25-Jun-07	2,003	252,786,863	29	3,586,967	6	1,815,032	0	0	2	235,318	0	0	0	0
25-May-07	2,034	256,652,615	10	2,110,367	0	0	0	0	2	235,326	0	0	0	0
25-Apr-07	2,041	258,421,612	9	1,945,057	0	0	0	0	1	124,200	0	0	0	0

Group 2 Fixed														
25-Oct-07	90.91%	89.67%	4.54%	4.46%	1.65%	2.03%	0.40%	0.55%	0.25%	0.24%	2.00%	2.67%	0.25%	0.37%
25-Sep-07	93.59%	92.30%	3.33%	3.69%	0.90%	1.29%	0.40%	0.53%	0.25%	0.22%	1.54%	1.97%	0.00%	0.00%
27-Aug-07	94.60%	93.87%	3.07%	3.16%	1.14%	1.45%	0.20%	0.28%	0.15%	0.17%	0.84%	1.07%	0.00%	0.00%
25-Jul-07	96.65%	95.91%	1.97%	2.37%	0.94%	1.28%	0.00%	0.00%	0.15%	0.18%	0.30%	0.26%	0.00%	0.00%
25-Jun-07	98.19%	97.82%	1.42%	1.39%	0.29%	0.70%	0.00%	0.00%	0.10%	0.09%	0.00%	0.00%	0.00%	0.00%
25-May-07	99.41%	99.09%	0.49%	0.81%	0.00%	0.00%	0.00%	0.00%	0.10%	0.09%	0.00%	0.00%	0.00%	0.00%
25-Apr-07	99.51%	99.21%	0.44%	0.75%	0.00%	0.00%	0.00%	0.00%	0.05%	0.05%	0.00%	0.00%	0.00%	0.00%

Loan status figures for periods prior to October 2007 do not reflect active REO loans for the respective period.

Delinquency Balances are Exclusive of REO, Foreclosures and Bankruptcies.



**First Franklin Mortgage Loan Trust
Mortgage Loan Asset-Backed Certificates
Series 2007-1**

**Distribution Date: 25-Oct-07
Asset-Backed Facts ~ 15 Month Historical Loan Status Summary Part I (as of Cut-Off)**

Distribution Date	Current		Delinq 1 Month		Delinq 2 Months		Delinq 3+ Months		Bankruptcy		Foreclosure		REO	
	Count	Balance	Count	Balance	Count	Balance	Count	Balance	Count	Balance	Count	Balance	Count	Balance
Group 2 ARMS														
25-Oct-07	3,588	849,255,596	186	48,864,478	96	34,389,619	14	3,206,553	12	2,953,450	227	89,757,459	9	3,011,546
25-Sep-07	3,739	893,218,970	146	44,175,183	92	31,639,880	26	8,209,380	8	2,106,384	143	59,086,607	0	0
27-Aug-07	3,844	927,515,249	144	44,342,344	97	35,308,331	6	2,265,662	6	1,698,185	76	32,894,720	0	0
25-Jul-07	3,986	974,895,639	123	41,638,342	61	26,181,070	5	1,835,832	3	870,502	37	14,320,263	0	0
25-Jun-07	4,124	1,023,196,434	97	36,156,429	32	11,635,135	1	748,000	2	676,481	6	3,083,915	0	0
25-May-07	4,247	1,070,184,962	46	16,345,029	3	2,113,954	0	0	0	0	0	0	0	0
25-Apr-07	4,275	1,081,898,135	50	16,979,118	3	2,114,066	0	0	0	0	0	0	0	0

Group 2 ARMS														
25-Oct-07	86.83%	82.34%	4.50%	4.74%	2.32%	3.33%	0.34%	0.31%	0.29%	0.29%	5.49%	8.70%	0.22%	0.29%
25-Sep-07	90.01%	86.02%	3.51%	4.25%	2.21%	3.05%	0.63%	0.79%	0.19%	0.20%	3.44%	5.69%	0.00%	0.00%
27-Aug-07	92.12%	88.84%	3.45%	4.25%	2.32%	3.38%	0.14%	0.22%	0.14%	0.16%	1.82%	3.15%	0.00%	0.00%
25-Jul-07	94.57%	91.99%	2.92%	3.93%	1.45%	2.47%	0.12%	0.17%	0.07%	0.08%	0.88%	1.35%	0.00%	0.00%
25-Jun-07	96.76%	95.14%	2.28%	3.36%	0.75%	1.08%	0.02%	0.07%	0.05%	0.06%	0.14%	0.29%	0.00%	0.00%
25-May-07	98.86%	98.30%	1.07%	1.50%	0.07%	0.19%	0.00%	0.00%	0.00%	0.00%	0.00%	0.00%	0.00%	0.00%
25-Apr-07	98.78%	98.27%	1.16%	1.54%	0.07%	0.19%	0.00%	0.00%	0.00%	0.00%	0.00%	0.00%	0.00%	0.00%

Loan status figures for periods prior to October 2007 do not reflect active REO loans for the respective period.

Delinquency Balances are Exclusive of REO, Foreclosures and Bankruptcies.



**First Franklin Mortgage Loan Trust
Mortgage Loan Asset-Backed Certificates
Series 2007-1**

Distribution Date: 25-Oct-07

Asset-Backed Facts ~ 15 Month Historical Loan Status Summary Part II (as of Cut-Off)

Distribution Date	----- In Foreclosure and Delinquent -----								----- In REO and Delinquent -----								----- In Bankruptcy and Delinquent -----							
	Current #	Current Balance	31-60 Days #	31-60 Days Balance	61-90 Days #	61-90 Days Balance	90 + Days #	90 + Days Balance	Current #	Current Balance	31-60 Days #	31-60 Days Balance	61-90 Days #	61-90 Days Balance	90 + Days #	90 + Days Balance	Current #	Current Balance	31-60 Days #	31-60 Days Balance	61-90 Days #	61-90 Days Balance	90 + Days #	90 + Days Balance
	Total (All Loans)																							
25-Oct-07	1	68,967	1	204,515	0	0	394	130,473,186	0	0	0	0	0	0	22	5,894,717	6	941,404	4	760,824	2	478,162	19	3,762,373
25-Sep-07	0	0	1	387,700	2	495,417	265	88,669,593	0	0	0	0	0	0	0	0	6	1,316,434	4	528,304	5	817,096	10	2,036,743
27-Aug-07	0	0	0	0	0	0	143	49,447,514	0	0	0	0	0	0	0	0	8	1,591,441	4	608,782	2	740,275	5	984,712
25-Jul-07	1	119,756	0	0	23	7,944,080	49	15,719,010	0	0	0	0	0	0	0	0	7	1,228,019	2	740,398	1	189,717	1	124,200
25-Jun-07	1	67,832	0	0	6	2,348,112	2	1,365,841	0	0	0	0	0	0	0	0	6	1,303,696	1	94,768	1	124,200	0	0
25-May-07	0	0	0	0	0	0	0	0	0	0	0	0	0	0	0	0	5	791,925	1	124,200	0	0	0	0
25-Apr-07	0	0	0	0	0	0	0	0	0	0	0	0	0	0	0	0	2	273,931	0	0	0	0	0	0

Distribution Date	Total (All Loans)																							
	Current %	Current %	31-60 Days %	31-60 Days %	61-90 Days %	61-90 Days %	90 + Days %	90 + Days %	Current %	Current %	31-60 Days %	31-60 Days %	61-90 Days %	61-90 Days %	90 + Days %	90 + Days %	Current %	Current %	31-60 Days %	31-60 Days %	61-90 Days %	61-90 Days %	90 + Days %	90 + Days %
25-Oct-07	0.00%	0.00%	0.01%	0.01%	0.00%	0.00%	3.82%	6.18%	0.00%	0.00%	0.00%	0.00%	0.00%	0.00%	0.21%	0.28%	0.06%	0.04%	0.04%	0.04%	0.02%	0.02%	0.18%	0.18%
25-Sep-07	0.00%	0.00%	0.01%	0.02%	0.02%	0.02%	2.56%	4.18%	0.00%	0.00%	0.00%	0.00%	0.00%	0.00%	0.00%	0.00%	0.06%	0.06%	0.04%	0.02%	0.05%	0.04%	0.10%	0.10%
27-Aug-07	0.00%	0.00%	0.00%	0.00%	0.00%	0.00%	1.37%	2.32%	0.00%	0.00%	0.00%	0.00%	0.00%	0.00%	0.00%	0.00%	0.08%	0.07%	0.04%	0.03%	0.02%	0.03%	0.05%	0.05%
25-Jul-07	0.00%	0.01%	0.00%	0.00%	0.22%	0.37%	0.47%	0.73%	0.00%	0.00%	0.00%	0.00%	0.00%	0.00%	0.00%	0.00%	0.07%	0.06%	0.02%	0.03%	0.01%	0.01%	0.01%	0.01%
25-Jun-07	0.00%	0.00%	0.00%	0.00%	0.06%	0.11%	0.02%	0.06%	0.00%	0.00%	0.00%	0.00%	0.00%	0.00%	0.00%	0.00%	0.06%	0.06%	0.01%	0.00%	0.01%	0.01%	0.00%	0.00%
25-May-07	0.00%	0.00%	0.00%	0.00%	0.00%	0.00%	0.00%	0.00%	0.00%	0.00%	0.00%	0.00%	0.00%	0.00%	0.00%	0.00%	0.05%	0.04%	0.01%	0.01%	0.00%	0.00%	0.00%	0.00%
25-Apr-07	0.00%	0.00%	0.00%	0.00%	0.00%	0.00%	0.00%	0.00%	0.00%	0.00%	0.00%	0.00%	0.00%	0.00%	0.00%	0.00%	0.02%	0.01%	0.00%	0.00%	0.00%	0.00%	0.00%	0.00%

Loan status figures for periods prior to October 2007 do not reflect active REO loans for the respective period.



**First Franklin Mortgage Loan Trust
Mortgage Loan Asset-Backed Certificates
Series 2007-1**

Distribution Date: 25-Oct-07

Asset-Backed Facts ~ 15 Month Historical Loan Status Summary Part II (as of Cut-Off)

Distribution Date	----- In Foreclosure and Delinquent -----								----- In REO and Delinquent -----								----- In Bankruptcy and Delinquent -----							
	Current #	Current Balance	31-60 Days #	31-60 Days Balance	61-90 Days #	61-90 Days Balance	90 + Days #	90 + Days Balance	Current #	Current Balance	31-60 Days #	31-60 Days Balance	61-90 Days #	61-90 Days Balance	90 + Days #	90 + Days Balance	Current #	Current Balance	31-60 Days #	31-60 Days Balance	61-90 Days #	61-90 Days Balance	90 + Days #	90 + Days Balance
	Group 1 - Total																							
25-Oct-07	0	0	1	204,515	0	0	128	34,022,891	0	0	0	0	0	0	8	1,938,312	2	501,752	3	332,896	2	478,162	7	1,072,560
25-Sep-07	0	0	1	387,700	1	347,483	92	24,725,309	0	0	0	0	0	0	0	0	3	627,728	4	528,304	1	122,467	4	756,340
27-Aug-07	0	0	0	0	0	0	50	13,838,327	0	0	0	0	0	0	0	0	4	738,550	3	414,677	0	0	3	630,910
25-Jul-07	0	0	0	0	8	2,695,138	22	6,096,901	0	0	0	0	0	0	0	0	4	758,867	0	0	1	189,717	0	0
25-Jun-07	0	0	0	0	3	697,870	0	0	0	0	0	0	0	0	0	0	3	516,097	1	94,768	0	0	0	0
25-May-07	0	0	0	0	0	0	0	0	0	0	0	0	0	0	0	0	4	680,799	0	0	0	0	0	0
25-Apr-07	0	0	0	0	0	0	0	0	0	0	0	0	0	0	0	0	1	149,731	0	0	0	0	0	0

Distribution Date	Group 1 - Total																							
	Current %	Current %	31-60 Days %	31-60 Days %	61-90 Days %	61-90 Days %	90 + Days %	90 + Days %	Current %	Current %	31-60 Days %	31-60 Days %	61-90 Days %	61-90 Days %	90 + Days %	90 + Days %	Current %	Current %	31-60 Days %	31-60 Days %	61-90 Days %	61-90 Days %	90 + Days %	90 + Days %
25-Oct-07	0.00%	0.00%	0.02%	0.02%	0.00%	0.00%	3.06%	4.12%	0.00%	0.00%	0.00%	0.00%	0.00%	0.00%	0.19%	0.23%	0.05%	0.06%	0.07%	0.04%	0.05%	0.06%	0.17%	0.13%
25-Sep-07	0.00%	0.00%	0.02%	0.05%	0.02%	0.04%	2.19%	2.98%	0.00%	0.00%	0.00%	0.00%	0.00%	0.00%	0.00%	0.00%	0.07%	0.08%	0.10%	0.06%	0.02%	0.01%	0.10%	0.09%
27-Aug-07	0.00%	0.00%	0.00%	0.00%	0.00%	0.00%	1.18%	1.66%	0.00%	0.00%	0.00%	0.00%	0.00%	0.00%	0.00%	0.00%	0.09%	0.09%	0.07%	0.05%	0.00%	0.00%	0.07%	0.08%
25-Jul-07	0.00%	0.00%	0.00%	0.00%	0.19%	0.32%	0.52%	0.73%	0.00%	0.00%	0.00%	0.00%	0.00%	0.00%	0.00%	0.00%	0.09%	0.09%	0.00%	0.00%	0.02%	0.02%	0.00%	0.00%
25-Jun-07	0.00%	0.00%	0.00%	0.00%	0.07%	0.08%	0.00%	0.00%	0.00%	0.00%	0.00%	0.00%	0.00%	0.00%	0.00%	0.00%	0.07%	0.06%	0.02%	0.01%	0.00%	0.00%	0.00%	0.00%
25-May-07	0.00%	0.00%	0.00%	0.00%	0.00%	0.00%	0.00%	0.00%	0.00%	0.00%	0.00%	0.00%	0.00%	0.00%	0.00%	0.00%	0.09%	0.08%	0.00%	0.00%	0.00%	0.00%	0.00%	0.00%
25-Apr-07	0.00%	0.00%	0.00%	0.00%	0.00%	0.00%	0.00%	0.00%	0.00%	0.00%	0.00%	0.00%	0.00%	0.00%	0.00%	0.00%	0.02%	0.02%	0.00%	0.00%	0.00%	0.00%	0.00%	0.00%

Loan status figures for periods prior to October 2007 do not reflect active REO loans for the respective period.



**First Franklin Mortgage Loan Trust
Mortgage Loan Asset-Backed Certificates
Series 2007-1**

Distribution Date: 25-Oct-07

Asset-Backed Facts ~ 15 Month Historical Loan Status Summary Part II (as of Cut-Off)

Distribution Date	----- In Foreclosure and Delinquent -----								----- In REO and Delinquent -----								----- In Bankruptcy and Delinquent -----								
	Current		31-60 Days		61-90 Days		90 + Days		Current		31-60 Days		61-90 Days		90 + Days		Current		31-60 Days		61-90 Days		90 + Days		
#	Balance	#	Balance	#	Balance	#	Balance	#	Balance	#	Balance	#	Balance	#	Balance	#	Balance	#	Balance	#	Balance	#	Balance		
Group 1 Fixed																									
25-Oct-07	0	0	0	0	0	0	0	22	4,166,965	0	0	0	0	0	0	1	73,757	0	0	2	207,126	0	0	2	221,144
25-Sep-07	0	0	0	0	0	0	0	16	3,261,617	0	0	0	0	0	0	0	0	0	0	2	207,421	1	122,467	0	0
27-Aug-07	0	0	0	0	0	0	0	8	1,491,896	0	0	0	0	0	0	0	0	1	58,531	2	271,654	0	0	1	189,658
25-Jul-07	0	0	0	0	1	185,362	5	1,138,293	0	0	0	0	0	0	0	0	0	2	392,321	0	0	1	189,717	0	0
25-Jun-07	0	0	0	0	1	203,047	0	0	0	0	0	0	0	0	0	0	0	1	149,458	1	94,768	0	0	0	0
25-May-07	0	0	0	0	0	0	0	0	0	0	0	0	0	0	0	0	0	2	244,410	0	0	0	0	0	0
25-Apr-07	0	0	0	0	0	0	0	0	0	0	0	0	0	0	0	0	0	1	149,731	0	0	0	0	0	0

Group 1 Fixed																									
Distribution Date	Current	31-60 Days	61-90 Days	90 + Days	Current	31-60 Days	61-90 Days	90 + Days	Current	31-60 Days	61-90 Days	90 + Days	Current	31-60 Days	61-90 Days	90 + Days	Current	31-60 Days	61-90 Days	90 + Days	Current	31-60 Days	61-90 Days	90 + Days	
25-Oct-07	0.00%	0.00%	0.00%	0.00%	0.00%	0.00%	0.00%	2.00%	2.38%	0.00%	0.00%	0.00%	0.00%	0.00%	0.00%	0.00%	0.00%	0.00%	0.00%	0.18%	0.12%	0.00%	0.00%	0.18%	0.13%
25-Sep-07	0.00%	0.00%	0.00%	0.00%	0.00%	0.00%	0.00%	1.45%	1.85%	0.00%	0.00%	0.00%	0.00%	0.00%	0.00%	0.00%	0.00%	0.00%	0.00%	0.18%	0.12%	0.09%	0.07%	0.00%	0.00%
27-Aug-07	0.00%	0.00%	0.00%	0.00%	0.00%	0.00%	0.72%	0.84%	0.00%	0.00%	0.00%	0.00%	0.00%	0.00%	0.00%	0.00%	0.00%	0.00%	0.00%	0.18%	0.15%	0.00%	0.00%	0.09%	0.11%
25-Jul-07	0.00%	0.00%	0.00%	0.00%	0.09%	0.10%	0.45%	0.64%	0.00%	0.00%	0.00%	0.00%	0.00%	0.00%	0.00%	0.00%	0.00%	0.00%	0.00%	0.18%	0.22%	0.00%	0.00%	0.09%	0.11%
25-Jun-07	0.00%	0.00%	0.00%	0.00%	0.09%	0.11%	0.00%	0.00%	0.00%	0.00%	0.00%	0.00%	0.00%	0.00%	0.00%	0.00%	0.00%	0.00%	0.00%	0.18%	0.13%	0.00%	0.00%	0.00%	0.00%
25-May-07	0.00%	0.00%	0.00%	0.00%	0.00%	0.00%	0.00%	0.00%	0.00%	0.00%	0.00%	0.00%	0.00%	0.00%	0.00%	0.00%	0.00%	0.00%	0.00%	0.18%	0.13%	0.00%	0.00%	0.00%	0.00%
25-Apr-07	0.00%	0.00%	0.00%	0.00%	0.00%	0.00%	0.00%	0.00%	0.00%	0.00%	0.00%	0.00%	0.00%	0.00%	0.00%	0.00%	0.00%	0.00%	0.00%	0.18%	0.13%	0.00%	0.00%	0.00%	0.00%

Loan status figures for periods prior to October 2007 do not reflect active REO loans for the respective period.



**First Franklin Mortgage Loan Trust
Mortgage Loan Asset-Backed Certificates
Series 2007-1**

Distribution Date: 25-Oct-07

Asset-Backed Facts ~ 15 Month Historical Loan Status Summary Part II (as of Cut-Off)

Distribution Date	----- In Foreclosure and Delinquent -----								----- In REO and Delinquent -----								----- In Bankruptcy and Delinquent -----							
	Current #	Current Balance	31-60 Days #	31-60 Days Balance	61-90 Days #	61-90 Days Balance	90 + Days #	90 + Days Balance	Current #	Current Balance	31-60 Days #	31-60 Days Balance	61-90 Days #	61-90 Days Balance	90 + Days #	90 + Days Balance	Current #	Current Balance	31-60 Days #	31-60 Days Balance	61-90 Days #	61-90 Days Balance	90 + Days #	90 + Days Balance
	Group 1 ARMS																							
25-Oct-07	0	0	1	204,515	0	0	106	29,855,926	0	0	0	0	0	0	7	1,864,555	2	501,752	1	125,770	2	478,162	5	851,415
25-Sep-07	0	0	1	387,700	1	347,483	76	21,463,692	0	0	0	0	0	0	0	0	3	627,728	2	320,883	0	0	4	756,340
27-Aug-07	0	0	0	0	0	0	42	12,346,431	0	0	0	0	0	0	0	0	3	680,019	1	143,023	0	0	2	441,252
25-Jul-07	0	0	0	0	7	2,509,776	17	4,958,609	0	0	0	0	0	0	0	0	2	366,546	0	0	0	0	0	0
25-Jun-07	0	0	0	0	2	494,823	0	0	0	0	0	0	0	0	0	0	2	366,638	0	0	0	0	0	0
25-May-07	0	0	0	0	0	0	0	0	0	0	0	0	0	0	0	0	2	436,389	0	0	0	0	0	0
25-Apr-07	0	0	0	0	0	0	0	0	0	0	0	0	0	0	0	0	0	0	0	0	0	0	0	0

Distribution Date	Group 1 ARMS																							
	Current %	Current %	31-60 Days %	31-60 Days %	61-90 Days %	61-90 Days %	90 + Days %	90 + Days %	Current %	Current %	31-60 Days %	31-60 Days %	61-90 Days %	61-90 Days %	90 + Days %	90 + Days %	Current %	Current %	31-60 Days %	31-60 Days %	61-90 Days %	61-90 Days %	90 + Days %	90 + Days %
25-Oct-07	0.00%	0.00%	0.03%	0.03%	0.00%	0.00%	3.44%	4.59%	0.00%	0.00%	0.00%	0.00%	0.00%	0.00%	0.23%	0.29%	0.06%	0.08%	0.03%	0.02%	0.06%	0.07%	0.16%	0.13%
25-Sep-07	0.00%	0.00%	0.03%	0.06%	0.03%	0.05%	2.45%	3.28%	0.00%	0.00%	0.00%	0.00%	0.00%	0.00%	0.00%	0.00%	0.10%	0.10%	0.06%	0.05%	0.00%	0.00%	0.13%	0.12%
27-Aug-07	0.00%	0.00%	0.00%	0.00%	0.00%	0.00%	1.35%	1.88%	0.00%	0.00%	0.00%	0.00%	0.00%	0.00%	0.00%	0.00%	0.10%	0.10%	0.03%	0.02%	0.00%	0.00%	0.06%	0.07%
25-Jul-07	0.00%	0.00%	0.00%	0.00%	0.22%	0.38%	0.54%	0.75%	0.00%	0.00%	0.00%	0.00%	0.00%	0.00%	0.00%	0.00%	0.06%	0.06%	0.00%	0.00%	0.00%	0.00%	0.00%	0.00%
25-Jun-07	0.00%	0.00%	0.00%	0.00%	0.06%	0.07%	0.00%	0.00%	0.00%	0.00%	0.00%	0.00%	0.00%	0.00%	0.00%	0.00%	0.06%	0.05%	0.00%	0.00%	0.00%	0.00%	0.00%	0.00%
25-May-07	0.00%	0.00%	0.00%	0.00%	0.00%	0.00%	0.00%	0.00%	0.00%	0.00%	0.00%	0.00%	0.00%	0.00%	0.00%	0.00%	0.06%	0.06%	0.00%	0.00%	0.00%	0.00%	0.00%	0.00%
25-Apr-07	0.00%	0.00%	0.00%	0.00%	0.00%	0.00%	0.00%	0.00%	0.00%	0.00%	0.00%	0.00%	0.00%	0.00%	0.00%	0.00%	0.00%	0.00%	0.00%	0.00%	0.00%	0.00%	0.00%	0.00%

Loan status figures for periods prior to October 2007 do not reflect active REO loans for the respective period.



**First Franklin Mortgage Loan Trust
Mortgage Loan Asset-Backed Certificates
Series 2007-1**

Distribution Date: 25-Oct-07

Asset-Backed Facts ~ 15 Month Historical Loan Status Summary Part II (as of Cut-Off)

Distribution Date	----- In Foreclosure and Delinquent -----								----- In REO and Delinquent -----								----- In Bankruptcy and Delinquent -----							
	Current #	Current Balance	31-60 Days #	31-60 Days Balance	61-90 Days #	61-90 Days Balance	90 + Days #	90 + Days Balance	Current #	Current Balance	31-60 Days #	31-60 Days Balance	61-90 Days #	61-90 Days Balance	90 + Days #	90 + Days Balance	Current #	Current Balance	31-60 Days #	31-60 Days Balance	61-90 Days #	61-90 Days Balance	90 + Days #	90 + Days Balance
	Group 2 - Total																							
25-Oct-07	1	68,967	0	0	0	0	266	96,450,295	0	0	0	0	0	0	14	3,956,405	4	439,652	1	427,928	0	0	12	2,689,813
25-Sep-07	0	0	0	0	1	147,934	173	63,944,284	0	0	0	0	0	0	0	0	3	688,707	0	0	4	694,629	6	1,280,403
27-Aug-07	0	0	0	0	0	0	93	35,609,187	0	0	0	0	0	0	0	0	4	852,891	1	194,104	2	740,275	2	353,802
25-Jul-07	1	119,756	0	0	15	5,248,942	27	9,622,108	0	0	0	0	0	0	0	0	3	469,151	2	740,398	0	0	1	124,200
25-Jun-07	1	67,832	0	0	3	1,650,242	2	1,365,841	0	0	0	0	0	0	0	0	3	787,599	0	0	1	124,200	0	0
25-May-07	0	0	0	0	0	0	0	0	0	0	0	0	0	0	0	0	1	111,126	1	124,200	0	0	0	0
25-Apr-07	0	0	0	0	0	0	0	0	0	0	0	0	0	0	0	0	1	124,200	0	0	0	0	0	0

	Group 2 - Total																							
25-Oct-07	0.00%	0.01%	0.00%	0.00%	0.00%	0.00%	4.34%	7.51%	0.00%	0.00%	0.00%	0.00%	0.00%	0.00%	0.23%	0.31%	0.07%	0.03%	0.02%	0.03%	0.00%	0.00%	0.20%	0.21%
25-Sep-07	0.00%	0.00%	0.00%	0.00%	0.02%	0.01%	2.81%	4.95%	0.00%	0.00%	0.00%	0.00%	0.00%	0.00%	0.00%	0.00%	0.05%	0.05%	0.00%	0.00%	0.06%	0.05%	0.10%	0.10%
27-Aug-07	0.00%	0.00%	0.00%	0.00%	0.00%	0.00%	1.50%	2.74%	0.00%	0.00%	0.00%	0.00%	0.00%	0.00%	0.00%	0.00%	0.06%	0.07%	0.02%	0.01%	0.03%	0.06%	0.03%	0.03%
25-Jul-07	0.00%	0.01%	0.00%	0.00%	0.24%	0.40%	0.43%	0.73%	0.00%	0.00%	0.00%	0.00%	0.00%	0.00%	0.00%	0.00%	0.05%	0.04%	0.03%	0.06%	0.00%	0.00%	0.02%	0.01%
25-Jun-07	0.00%	0.01%	0.00%	0.00%	0.05%	0.12%	0.03%	0.10%	0.00%	0.00%	0.00%	0.00%	0.00%	0.00%	0.00%	0.00%	0.05%	0.06%	0.00%	0.00%	0.02%	0.01%	0.00%	0.00%
25-May-07	0.00%	0.00%	0.00%	0.00%	0.00%	0.00%	0.00%	0.00%	0.00%	0.00%	0.00%	0.00%	0.00%	0.00%	0.00%	0.00%	0.02%	0.01%	0.02%	0.01%	0.00%	0.00%	0.00%	0.00%
25-Apr-07	0.00%	0.00%	0.00%	0.00%	0.00%	0.00%	0.00%	0.00%	0.00%	0.00%	0.00%	0.00%	0.00%	0.00%	0.00%	0.00%	0.02%	0.01%	0.00%	0.00%	0.00%	0.00%	0.00%	0.00%

Loan status figures for periods prior to October 2007 do not reflect active REO loans for the respective period.



**First Franklin Mortgage Loan Trust
Mortgage Loan Asset-Backed Certificates
Series 2007-1**

Distribution Date: 25-Oct-07

Asset-Backed Facts ~ 15 Month Historical Loan Status Summary Part II (as of Cut-Off)

Distribution Date	----- In Foreclosure and Delinquent -----								----- In REO and Delinquent -----								----- In Bankruptcy and Delinquent -----							
	Current #	Current Balance	31-60 Days #	31-60 Days Balance	61-90 Days #	61-90 Days Balance	90 + Days #	90 + Days Balance	Current #	Current Balance	31-60 Days #	31-60 Days Balance	61-90 Days #	61-90 Days Balance	90 + Days #	90 + Days Balance	Current #	Current Balance	31-60 Days #	31-60 Days Balance	61-90 Days #	61-90 Days Balance	90 + Days #	90 + Days Balance
	Group 2 Fixed																							
25-Oct-07	1	68,967	0	0	0	0	39	6,692,836	0	0	0	0	0	0	5	944,859	2	182,261	0	0	0	0	3	421,682
25-Sep-07	0	0	0	0	0	0	31	5,005,611	0	0	0	0	0	0	0	0	1	90,741	0	0	0	0	4	466,614
27-Aug-07	0	0	0	0	0	0	17	2,714,466	0	0	0	0	0	0	0	0	1	90,761	0	0	1	227,926	1	124,200
25-Jul-07	0	0	0	0	1	120,956	5	549,588	0	0	0	0	0	0	0	0	1	111,109	1	227,938	0	0	1	124,200
25-Jun-07	0	0	0	0	0	0	0	0	0	0	0	0	0	0	0	0	1	111,118	0	0	1	124,200	0	0
25-May-07	0	0	0	0	0	0	0	0	0	0	0	0	0	0	0	0	1	111,126	1	124,200	0	0	0	0
25-Apr-07	0	0	0	0	0	0	0	0	0	0	0	0	0	0	0	0	1	124,200	0	0	0	0	0	0

Distribution Date	Group 2 Fixed																							
	Current %	Current %	31-60 Days %	31-60 Days %	61-90 Days %	61-90 Days %	90 + Days %	90 + Days %	Current %	Current %	31-60 Days %	31-60 Days %	61-90 Days %	61-90 Days %	90 + Days %	90 + Days %	Current %	Current %	31-60 Days %	31-60 Days %	61-90 Days %	61-90 Days %	90 + Days %	90 + Days %
25-Oct-07	0.00%	0.03%	0.00%	0.00%	0.00%	0.00%	1.95%	2.65%	0.00%	0.00%	0.00%	0.00%	0.00%	0.00%	0.25%	0.37%	0.10%	0.07%	0.00%	0.00%	0.00%	0.00%	0.15%	0.17%
25-Sep-07	0.00%	0.00%	0.00%	0.00%	0.00%	0.00%	1.54%	1.97%	0.00%	0.00%	0.00%	0.00%	0.00%	0.00%	0.00%	0.00%	0.05%	0.04%	0.00%	0.00%	0.00%	0.00%	0.20%	0.18%
27-Aug-07	0.00%	0.00%	0.00%	0.00%	0.00%	0.00%	0.84%	1.07%	0.00%	0.00%	0.00%	0.00%	0.00%	0.00%	0.00%	0.00%	0.05%	0.04%	0.00%	0.00%	0.05%	0.09%	0.05%	0.05%
25-Jul-07	0.00%	0.00%	0.00%	0.00%	0.05%	0.05%	0.25%	0.21%	0.00%	0.00%	0.00%	0.00%	0.00%	0.00%	0.00%	0.00%	0.05%	0.04%	0.05%	0.09%	0.00%	0.00%	0.05%	0.05%
25-Jun-07	0.00%	0.00%	0.00%	0.00%	0.00%	0.00%	0.00%	0.00%	0.00%	0.00%	0.00%	0.00%	0.00%	0.00%	0.00%	0.00%	0.05%	0.04%	0.00%	0.00%	0.05%	0.05%	0.00%	0.00%
25-May-07	0.00%	0.00%	0.00%	0.00%	0.00%	0.00%	0.00%	0.00%	0.00%	0.00%	0.00%	0.00%	0.00%	0.00%	0.00%	0.00%	0.05%	0.04%	0.05%	0.05%	0.00%	0.00%	0.00%	0.00%
25-Apr-07	0.00%	0.00%	0.00%	0.00%	0.00%	0.00%	0.00%	0.00%	0.00%	0.00%	0.00%	0.00%	0.00%	0.00%	0.00%	0.00%	0.05%	0.05%	0.00%	0.00%	0.00%	0.00%	0.00%	0.00%

Loan status figures for periods prior to October 2007 do not reflect active REO loans for the respective period.



**First Franklin Mortgage Loan Trust
Mortgage Loan Asset-Backed Certificates
Series 2007-1**

Distribution Date: 25-Oct-07

Asset-Backed Facts ~ 15 Month Historical Loan Status Summary Part II (as of Cut-Off)

Distribution Date	----- In Foreclosure and Delinquent -----								----- In REO and Delinquent -----								----- In Bankruptcy and Delinquent -----							
	Current #	Current Balance	31-60 Days #	31-60 Days Balance	61-90 Days #	61-90 Days Balance	90 + Days #	90 + Days Balance	Current #	Current Balance	31-60 Days #	31-60 Days Balance	61-90 Days #	61-90 Days Balance	90 + Days #	90 + Days Balance	Current #	Current Balance	31-60 Days #	31-60 Days Balance	61-90 Days #	61-90 Days Balance	90 + Days #	90 + Days Balance
	Group 2 ARMS																							
25-Oct-07	0	0	0	0	0	0	227	89,757,459	0	0	0	0	0	0	9	3,011,546	2	257,391	1	427,928	0	0	9	2,268,131
25-Sep-07	0	0	0	0	1	147,934	142	58,938,673	0	0	0	0	0	0	0	0	2	597,966	0	0	4	694,629	2	813,789
27-Aug-07	0	0	0	0	0	0	76	32,894,720	0	0	0	0	0	0	0	0	3	762,129	1	194,104	1	512,350	1	229,602
25-Jul-07	1	119,756	0	0	14	5,127,986	22	9,072,521	0	0	0	0	0	0	0	0	2	358,042	1	512,460	0	0	0	0
25-Jun-07	1	67,832	0	0	3	1,650,242	2	1,365,841	0	0	0	0	0	0	0	0	2	676,481	0	0	0	0	0	0
25-May-07	0	0	0	0	0	0	0	0	0	0	0	0	0	0	0	0	0	0	0	0	0	0	0	0
25-Apr-07	0	0	0	0	0	0	0	0	0	0	0	0	0	0	0	0	0	0	0	0	0	0	0	0

Distribution Date	Group 2 ARMS																							
	Current %	Current %	31-60 Days %	31-60 Days %	61-90 Days %	61-90 Days %	90 + Days %	90 + Days %	Current %	Current %	31-60 Days %	31-60 Days %	61-90 Days %	61-90 Days %	90 + Days %	90 + Days %	Current %	Current %	31-60 Days %	31-60 Days %	61-90 Days %	61-90 Days %	90 + Days %	90 + Days %
25-Oct-07	0.00%	0.00%	0.00%	0.00%	0.00%	0.00%	5.49%	8.70%	0.00%	0.00%	0.00%	0.00%	0.00%	0.00%	0.22%	0.29%	0.05%	0.02%	0.02%	0.04%	0.00%	0.00%	0.22%	0.22%
25-Sep-07	0.00%	0.00%	0.00%	0.00%	0.02%	0.01%	3.42%	5.68%	0.00%	0.00%	0.00%	0.00%	0.00%	0.00%	0.00%	0.00%	0.05%	0.06%	0.00%	0.00%	0.10%	0.07%	0.05%	0.08%
27-Aug-07	0.00%	0.00%	0.00%	0.00%	0.00%	0.00%	1.82%	3.15%	0.00%	0.00%	0.00%	0.00%	0.00%	0.00%	0.00%	0.00%	0.07%	0.07%	0.02%	0.02%	0.02%	0.05%	0.02%	0.02%
25-Jul-07	0.00%	0.01%	0.00%	0.00%	0.33%	0.48%	0.52%	0.86%	0.00%	0.00%	0.00%	0.00%	0.00%	0.00%	0.00%	0.00%	0.05%	0.03%	0.02%	0.05%	0.00%	0.00%	0.00%	0.00%
25-Jun-07	0.00%	0.01%	0.00%	0.00%	0.07%	0.15%	0.05%	0.13%	0.00%	0.00%	0.00%	0.00%	0.00%	0.00%	0.00%	0.00%	0.05%	0.06%	0.00%	0.00%	0.00%	0.00%	0.00%	0.00%
25-May-07	0.00%	0.00%	0.00%	0.00%	0.00%	0.00%	0.00%	0.00%	0.00%	0.00%	0.00%	0.00%	0.00%	0.00%	0.00%	0.00%	0.00%	0.00%	0.00%	0.00%	0.00%	0.00%	0.00%	0.00%
25-Apr-07	0.00%	0.00%	0.00%	0.00%	0.00%	0.00%	0.00%	0.00%	0.00%	0.00%	0.00%	0.00%	0.00%	0.00%	0.00%	0.00%	0.00%	0.00%	0.00%	0.00%	0.00%	0.00%	0.00%	0.00%

Loan status figures for periods prior to October 2007 do not reflect active REO loans for the respective period.



**First Franklin Mortgage Loan Trust
Mortgage Loan Asset-Backed Certificates
Series 2007-1**

***Distribution Date: 25-Oct-07
Asset-Backed Facts ~ 15 Month Historical Payoff/Loss Summary***

Distribution Date	Ending Pool		Payoffs		Insurance	Substitution	Liquidation	Realized Losses		Remaining Term	Curr Weighted Avg.	
	#	Balance	#	Balance	Proceeds	Proceeds	Proceeds	#	Amount	Life	Coupon	Remit
Total (All Loans)												
25-Oct-07	10,316	2,110,677,134	48	10,436,992	0.00	0.00	365,491.79	2	358,793	351	7.95%	7.45%
25-Sep-07	10,366	2,122,596,897	51	10,470,898	0.00	0.00	0.00	0	0	352	7.95%	7.45%
27-Aug-07	10,417	2,133,890,147	76	21,639,341	0.00	0.00	0.00	0	0	353	7.95%	7.45%
25-Jul-07	10,493	2,156,337,449	108	30,207,766	0.00	0.00	0.00	0	0	354	7.96%	7.46%
25-Jun-07	10,601	2,187,303,372	64	19,269,546	0.00	0.00	0.00	0	0	355	7.96%	7.46%
25-May-07	10,665	2,207,409,755	59	19,098,416	0.00	0.00	0.00	0	0	356	7.96%	7.46%
25-Apr-07	10,724	2,227,343,832	31	6,352,191	0.00	0.00	0.00	0	0	357	7.96%	7.46%

Group 1 Fixed												
25-Oct-07	1,100	175,214,474	5	804,814	0.00	0.00	0.00	0	0	345	8.33%	7.83%
25-Sep-07	1,105	176,130,599	8	1,227,169	0.00	0.00	0.00	0	0	346	8.33%	7.83%
27-Aug-07	1,113	177,466,565	4	739,232	0.00	0.00	0.00	0	0	347	8.33%	7.83%
25-Jul-07	1,117	178,315,711	8	1,347,603	0.00	0.00	0.00	0	0	348	8.35%	7.85%
25-Jun-07	1,125	179,771,516	7	1,215,892	0.00	0.00	0.00	0	0	349	8.35%	7.85%
25-May-07	1,132	181,096,075	0	0	0.00	0.00	0.00	0	0	350	8.35%	7.85%
25-Apr-07	1,132	181,206,143	2	208,757	0.00	0.00	0.00	0	0	351	8.36%	7.86%



**First Franklin Mortgage Loan Trust
Mortgage Loan Asset-Backed Certificates
Series 2007-1**

***Distribution Date: 25-Oct-07
Asset-Backed Facts ~ 15 Month Historical Payoff/Loss Summary***

Distribution Date	Ending Pool		Payoffs		Insurance	Substitution	Liquidation	Realized Losses		Remaining Term	Curr Weighted Avg.	
	#	Balance	#	Balance	Proceeds	Proceeds	Proceeds	#	Amount	Life	Coupon	Remit
Group 1 ARMS												
25-Oct-07	3,081	651,026,104	15	3,031,456	0.00	0.00	0.00	0	0	352	7.91%	7.41%
25-Sep-07	3,096	654,267,842	16	3,082,549	0.00	0.00	0.00	0	0	353	7.91%	7.41%
27-Aug-07	3,112	657,563,005	17	4,109,879	0.00	0.00	0.00	0	0	354	7.91%	7.41%
25-Jul-07	3,129	661,898,912	45	11,499,494	0.00	0.00	0.00	0	0	355	7.92%	7.42%
25-Jun-07	3,174	673,611,281	17	4,797,323	0.00	0.00	0.00	0	0	356	7.92%	7.42%
25-May-07	3,191	678,671,426	22	5,766,157	0.00	0.00	0.00	0	0	357	7.92%	7.42%
25-Apr-07	3,213	684,655,500	10	2,998,005	0.00	0.00	0.00	0	0	358	7.92%	7.42%

Group 2 Fixed												
25-Oct-07	2,003	252,997,855	7	565,267	0.00	0.00	-4,792.52	1	49,613	346	8.72%	8.22%
25-Sep-07	2,011	253,762,052	8	914,966	0.00	0.00	0.00	0	0	347	8.72%	8.22%
27-Aug-07	2,019	254,836,086	13	1,384,331	0.00	0.00	0.00	0	0	348	8.73%	8.23%
25-Jul-07	2,032	256,381,179	8	1,886,662	0.00	0.00	0.00	0	0	349	8.74%	8.24%
25-Jun-07	2,040	258,424,180	6	412,784	0.00	0.00	0.00	0	0	350	8.74%	8.24%
25-May-07	2,046	258,998,308	5	1,335,620	0.00	0.00	0.00	0	0	351	8.74%	8.24%
25-Apr-07	2,051	260,490,869	4	290,339	0.00	0.00	0.00	0	0	352	8.74%	8.24%



First Franklin Mortgage Loan Trust
Mortgage Loan Asset-Backed Certificates
Series 2007-1

Distribution Date: 25-Oct-07
Asset-Backed Facts ~ 15 Month Historical Payoff/Loss Summary

Distribution Date	Ending Pool		Payoffs		Insurance	Substitution	Liquidation	Realized Losses		Remaining Term	Curr Weighted Avg.	
	#	Balance	#	Balance	Proceeds	Proceeds	Proceeds	#	Amount	Life	Coupon	Remit
Group 2 ARMS												
25-Oct-07	4,132	1,031,438,701	21	6,035,455	0.00	0.00	370,284.31	1	309,180	352	7.72%	7.22%
25-Sep-07	4,154	1,038,436,404	19	5,246,213	0.00	0.00	0.00	0	0	353	7.72%	7.22%
27-Aug-07	4,173	1,044,024,491	42	15,405,900	0.00	0.00	0.00	0	0	354	7.72%	7.22%
25-Jul-07	4,215	1,059,741,647	47	15,474,006	0.00	0.00	0.00	0	0	355	7.73%	7.23%
25-Jun-07	4,262	1,075,496,394	34	12,843,546	0.00	0.00	0.00	0	0	356	7.73%	7.23%
25-May-07	4,296	1,088,643,945	32	11,996,638	0.00	0.00	0.00	0	0	357	7.74%	7.24%
25-Apr-07	4,328	1,100,991,319	15	2,855,091	0.00	0.00	0.00	0	0	358	7.74%	7.24%



First Franklin Mortgage Loan Trust
Mortgage Loan Asset-Backed Certificates
Series 2007-1

Distribution Date: 25-Oct-07
Prepayment Premium Loan Detail for Current Period

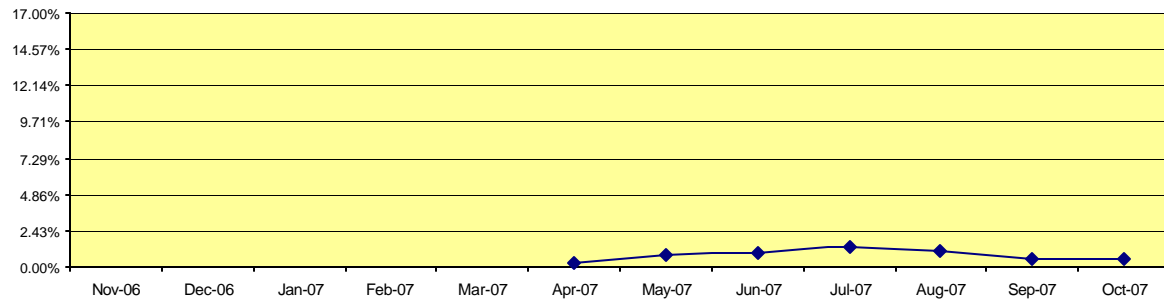
Disclosure Control #	Original Principal Balance	Beginning Principal Balance	Payoff Amount	Current Gross Rate	Prepayment Premium
4001210456	367,200.00	367,200.00	367,200.00	8.80%	12,925.44
4001254036	52,000.00	51,752.02	51,752.02	8.35%	575.40
4001244374	64,350.00	64,304.99	64,304.99	8.25%	1,286.10
4001166206	25,000.00	24,831.88	24,831.88	9.30%	250.00
4001252104	60,775.00	60,726.46	60,726.46	7.90%	1,918.69
4001271494	177,600.00	177,288.74	177,288.74	7.99%	3,545.77
4001211867	83,000.00	82,837.79	82,837.79	7.50%	2,484.72
4001106820	79,900.00	79,669.38	79,669.38	10.45%	799.00
4001198775	1,040,000.00	1,040,000.00	1,040,000.00	6.75%	28,080.00
4001208814	129,465.00	129,303.71	129,303.71	7.50%	1,292.89
4001228786	51,900.00	51,799.77	51,799.77	12.30%	2,548.55
4001195407	128,000.00	127,974.31	127,974.31	11.80%	1,280.00
4001253653	245,000.00	244,653.01	244,653.01	6.40%	6,263.12
4001254194	255,550.00	254,812.27	254,812.27	9.70%	9,886.72
4001186120	100,800.00	100,254.00	100,254.00	8.10%	3,243.81
Current Total	2,860,540.00	2,857,408.33	2,857,408.33		76,380.21
Cumulative Total	18,237,303.00	18,214,598.11	18,214,598.11		481,769.29

**First Franklin Mortgage Loan Trust
Mortgage Loan Asset-Backed Certificates
Series 2007-1**

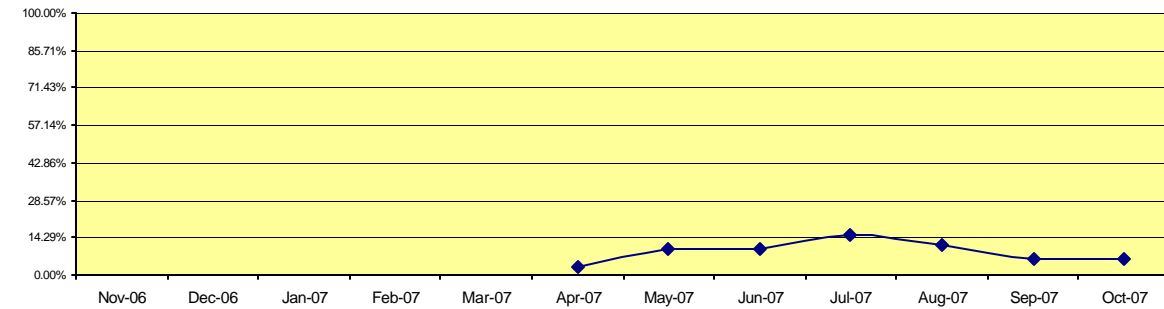
**Distribution Date: 25-Oct-07
Prepayment Summary
Total (All Loans)**

SMM (Single Monthly Mortality)

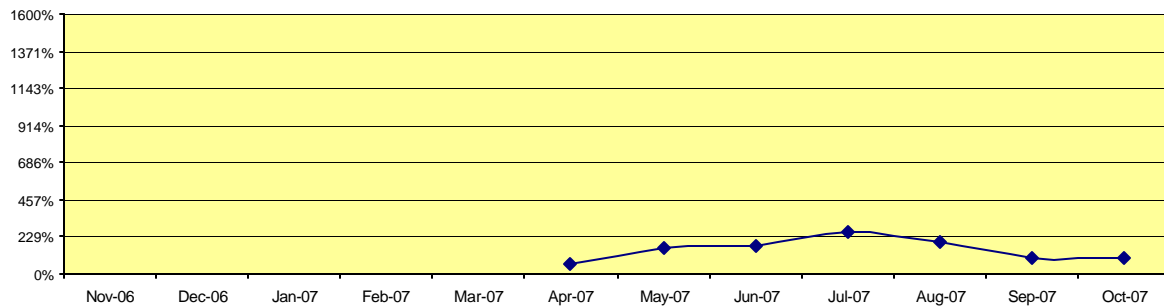
Total	17.00%
Current Period	0.53%
3-Month Average	0.68%
6-Month Average	0.86%
12-Month Average	0.78%
Average Since Cut-Off	0.78%


CPR (Conditional Prepayment Rate)

Total	100.00%
Current Period	6.16%
3-Month Average	7.81%
6-Month Average	9.79%
12-Month Average	8.88%
Average Since Cut-Off	8.88%


PSA (Public Securities Association)

Total	1600%
Current Period	103%
3-Month Average	130%
6-Month Average	163%
12-Month Average	148%
Average Since Cut-Off	148%



SMM	Single Monthly Mortality	$(\text{Partial and Full Prepayments} + \text{Repurchases} + \text{Curtailments} + \text{Liquidations} + \text{Other Prin Proceeds}) / (\text{Beginning Collateral Bal} - \text{Scheduled Prin})$
CPR	Conditional Prepayment Rate	$1 - (1 - \text{SMM})^{12}$
PSA	Public Securities Association	$100 * \text{CPR} / (0.2 * \text{MIN}(30, \text{WAS}))$
WAS	Weighted Average Seasoning	$(\text{Original Term} - \text{Remaining Term}) * (\text{Current Scheduled Balance} / \text{Deal Scheduled Principal Balance})$



**First Franklin Mortgage Loan Trust
Mortgage Loan Asset-Backed Certificates
Series 2007-1**

***Distribution Date: 25-Oct-07
Historical Collateral Level REO Report
Total (All Loans)***

Disclosure Control #	REO Date	City	State	Property Type	Actual Balance	Scheduled Balance	Recent Appraisal Value	Appraisal Date	Appraisal Reduction Amount	Date Liquidated	Liquidation Proceeds	Liquidation Expenses	Realized Loss
4001200700	28-Sep-07	Jackson	MI	SF Unattached Dwelling	51,177.83	51,012.10	0.00						
4001235325	28-Sep-07	Tazewell	TN	SF Unattached Dwelling	69,000.00	69,000.00	0.00						
4001219923	27-Sep-07	Romulus	MI	SF Unattached Dwelling	68,000.00	67,722.91	0.00						
4001182275	26-Sep-07	Roxboro	NC	PUD	100,000.00	99,405.04	0.00						
4001177737	19-Sep-07	Rochester	MI	SF Unattached Dwelling	539,611.12	536,818.67	0.00						
4001203031	19-Sep-07	Alabaster	AL	SF Unattached Dwelling	204,755.82	203,873.19	0.00						
4001215684	14-Sep-07	Livonia	MI	SF Unattached Dwelling	294,500.00	293,415.52	0.00						
4001192827	13-Sep-07	Tarzana	CA	SF Unattached Dwelling	1,092,000.00	1,092,000.00	0.00						
4001259843	11-Sep-07	Saint Paul	MN	SF Unattached Dwelling	187,981.89	187,851.39	0.00						
4001229658	10-Sep-07	Arlington	VA	SF Unattached Dwelling	569,968.39	569,739.55	0.00						
4001216499	10-Sep-07	Leesburg	VA	PUD	367,853.79	366,806.66	0.00						
4001259371	10-Sep-07	Peachtree City	GA	SF Unattached Dwelling	155,782.15	155,653.68	0.00						
4001201645	5-Sep-07	Fort Worth	TX	SF Unattached Dwelling	106,940.94	106,515.02	0.00						
4001284063	5-Sep-07	Houston	TX	SF Unattached Dwelling	239,200.00	238,076.56	0.00						
4001166980	5-Sep-07	Griffin	GA	SF Unattached Dwelling	67,958.38	67,658.75	0.00						
4001221876	30-Aug-07	Madison	TN	SF Unattached Dwelling	99,132.76	98,649.43	0.00						
4001225249	29-Aug-07	Linn	MO	SF Unattached Dwelling	74,058.24	73,757.15	0.00						
4001232911	28-Aug-07	Culleoka	TN	SF Unattached Dwelling	181,941.19	181,513.53	0.00						
4001256479	28-Aug-07	Fort Washington	MD	SF Unattached Dwelling	366,400.00	366,400.00	0.00						
4001209389	20-Aug-07	Temple Hills	MD	SF Unattached Dwelling	379,877.87	379,000.99	0.00						
4001252484	8-Aug-07	San Antonio	TX	SF Unattached Dwelling	50,000.00	49,810.42	0.00						
4001236382	11-Jul-07	Nixa	MO	SF Unattached Dwelling	642,814.34	640,036.67	0.00						
Total					5,908,954.71	5,894,717.23	0.00		0.00		0.00	0.00	0.00



First Franklin Mortgage Loan Trust
Mortgage Loan Asset-Backed Certificates
Series 2007-1

Distribution Date: 25-Oct-07
Historical Collateral Level REO Report
Group 1

Disclosure Control #	REO Date	City	State	Property Type	Actual Balance	Scheduled Balance	Recent Appraisal Value	Appraisal Date	Appraisal Reduction Amount	Date Liquidated	Liquidation Proceeds	Liquidation Expenses	Realized Loss
4001182275	26-Sep-07	Roxboro	NC	PUD	100,000.00	99,405.04	0.00						
4001203031	19-Sep-07	Alabaster	AL	SF Unattached Dwelling	204,755.82	203,873.19	0.00						
4001215684	14-Sep-07	Livonia	MI	SF Unattached Dwelling	294,500.00	293,415.52	0.00						
4001216499	10-Sep-07	Leesburg	VA	PUD	367,853.79	366,806.66	0.00						
4001259371	10-Sep-07	Peachtree City	GA	SF Unattached Dwelling	155,782.15	155,653.68	0.00						
4001225249	29-Aug-07	Linn	MO	SF Unattached Dwelling	74,058.24	73,757.15	0.00						
4001256479	28-Aug-07	Fort Washington	MD	SF Unattached Dwelling	366,400.00	366,400.00	0.00						
4001209389	20-Aug-07	Temple Hills	MD	SF Unattached Dwelling	379,877.87	379,000.99	0.00						
Total					1,943,227.87	1,938,312.23	0.00		0.00		0.00	0.00	0.00



First Franklin Mortgage Loan Trust
Mortgage Loan Asset-Backed Certificates
Series 2007-1

Distribution Date: 25-Oct-07
Historical Collateral Level REO Report
Group 2

Disclosure Control #	REO Date	City	State	Property Type	Actual Balance	Scheduled Balance	Recent Appraisal Value	Appraisal Date	Appraisal Reduction Amount	Date Liquidated	Liquidation Proceeds	Liquidation Expenses	Realized Loss
4001235325	28-Sep-07	Tazewell	TN	SF Unattached Dwelling	69,000.00	69,000.00	0.00						
4001200700	28-Sep-07	Jackson	MI	SF Unattached Dwelling	51,177.83	51,012.10	0.00						
4001219923	27-Sep-07	Romulus	MI	SF Unattached Dwelling	68,000.00	67,722.91	0.00						
4001177737	19-Sep-07	Rochester	MI	SF Unattached Dwelling	539,611.12	536,818.67	0.00						
4001192827	13-Sep-07	Tarzana	CA	SF Unattached Dwelling	1,092,000.00	1,092,000.00	0.00						
4001259843	11-Sep-07	Saint Paul	MN	SF Unattached Dwelling	187,981.89	187,851.39	0.00						
4001229658	10-Sep-07	Arlington	VA	SF Unattached Dwelling	569,968.39	569,739.55	0.00						
4001284063	5-Sep-07	Houston	TX	SF Unattached Dwelling	239,200.00	238,076.56	0.00						
4001201645	5-Sep-07	Fort Worth	TX	SF Unattached Dwelling	106,940.94	106,515.02	0.00						
4001166980	5-Sep-07	Griffin	GA	SF Unattached Dwelling	67,958.38	67,658.75	0.00						
4001221876	30-Aug-07	Madison	TN	SF Unattached Dwelling	99,132.76	98,649.43	0.00						
4001232911	28-Aug-07	Culleoka	TN	SF Unattached Dwelling	181,941.19	181,513.53	0.00						
4001252484	8-Aug-07	San Antonio	TX	SF Unattached Dwelling	50,000.00	49,810.42	0.00						
4001236382	11-Jul-07	Nixa	MO	SF Unattached Dwelling	642,814.34	640,036.67	0.00						
Total					3,965,726.84	3,956,405.00	0.00		0.00		0.00	0.00	0.00



**First Franklin Mortgage Loan Trust
Mortgage Loan Asset-Backed Certificates
Series 2007-1**

**Distribution Date: 25-Oct-07
Mortgage Loan Characteristics Part I
Total (All Loans)**

Distribution by Current Ending Principal Balance

Min	Max	Count	% of Total	Balance	% of Total
24,000	to 68,000	1,068	10.35%	57,590,142	2.73%
68,000	to 86,000	809	7.84%	62,350,652	2.95%
86,000	to 104,000	825	8.00%	78,350,015	3.71%
104,000	to 122,000	822	7.97%	93,002,378	4.41%
122,000	to 140,000	903	8.75%	118,376,645	5.61%
140,000	to 159,000	740	7.17%	110,635,046	5.24%
159,000	to 209,000	1,652	16.01%	301,033,225	14.26%
209,000	to 259,000	1,083	10.50%	250,254,137	11.86%
259,000	to 309,000	596	5.78%	168,051,656	7.96%
309,000	to 359,000	465	4.51%	154,748,467	7.33%
359,000	to 410,000	323	3.13%	123,230,098	5.84%
410,000	to 1,580,000	1,030	9.98%	593,054,673	28.10%
		10,316	100.00%	2,110,677,134	100.00%

Distribution by Cut-off Principal Balance

Min	Max	Count	% of Total	Balance	% of Total
24,000	to 68,000	1,111	10.33%	60,149,205	2.69%
68,000	to 86,000	830	7.72%	64,098,207	2.87%
86,000	to 104,000	851	7.91%	80,971,507	3.62%
104,000	to 122,000	845	7.86%	95,793,053	4.29%
122,000	to 140,000	917	8.53%	120,420,170	5.39%
140,000	to 160,000	853	7.93%	128,628,373	5.76%
160,000	to 212,000	1,717	15.96%	317,770,329	14.22%
212,000	to 264,000	1,120	10.41%	263,385,860	11.79%
264,000	to 316,000	629	5.85%	181,582,619	8.13%
316,000	to 368,000	513	4.77%	175,528,095	7.86%
368,000	to 420,000	307	2.85%	121,123,246	5.42%
420,000	to 1,580,000	1,062	9.87%	625,076,463	27.97%
		10,755	100.00%	2,234,527,127	100.00%

Distribution by Current Mortgage Rate

Min	Max	Count	% of Total	Balance	% of Total
5.25%	to 6.80%	983	9.53%	292,766,705	13.87%
6.80%	to 7.05%	597	5.79%	169,618,348	8.04%
7.05%	to 7.30%	593	5.75%	148,842,941	7.05%
7.30%	to 7.55%	814	7.89%	190,116,092	9.01%
7.55%	to 7.80%	985	9.55%	226,456,456	10.73%
7.80%	to 8.05%	1,264	12.25%	261,432,622	12.39%
8.05%	to 8.39%	906	8.78%	171,419,625	8.12%
8.39%	to 8.73%	1,103	10.69%	193,590,534	9.17%
8.73%	to 9.08%	929	9.01%	154,395,540	7.31%
9.08%	to 9.42%	560	5.43%	81,683,358	3.87%
9.42%	to 9.81%	539	5.22%	80,048,690	3.79%
9.81%	to 13.20%	1,043	10.11%	140,306,223	6.65%
		10,316	100.00%	2,110,677,134	100.00%

Distribution by Original Mortgage Rate

Min	Max	Count	% of Total	Balance	% of Total
5.25%	to 6.80%	1,010	9.39%	303,921,954	13.60%
6.80%	to 7.05%	616	5.73%	177,257,491	7.93%
7.05%	to 7.30%	619	5.76%	157,442,845	7.05%
7.30%	to 7.55%	852	7.92%	201,206,198	9.00%
7.55%	to 7.80%	1,023	9.51%	237,990,683	10.65%
7.80%	to 8.05%	1,303	12.12%	273,897,873	12.26%
8.05%	to 8.41%	1,080	10.04%	209,728,623	9.39%
8.41%	to 8.75%	1,167	10.85%	209,008,700	9.35%
8.75%	to 9.09%	830	7.72%	137,894,819	6.17%
9.09%	to 9.44%	583	5.42%	88,121,125	3.94%
9.44%	to 9.84%	569	5.29%	86,620,438	3.88%
9.84%	to 13.20%	1,103	10.26%	151,436,378	6.78%
		10,755	100.00%	2,234,527,127	100.00%



**First Franklin Mortgage Loan Trust
Mortgage Loan Asset-Backed Certificates
Series 2007-1**

***Distribution Date: 25-Oct-07
Mortgage Loan Characteristics Part II
Total (All Loans)***

Distribution by Product Characteristics (Current)

Product Type	# of Loans	Ending Balance	% of Balance	WAMM	WAC
Adjustable	7,213	1,682,464,805	79.71%	352.28	7.79%
Fixed 1st Lien	3,103	428,212,329	20.29%	345.49	8.56%

Distribution by Product Characteristics (Cut-off)

Product Type	# of Loans	Original Principal Balance	% of Balance	WAMM	WAC
Adjustable	7,566	1,792,058,602	80.20%	360.00	7.81%
Fixed 1st Lien	3,189	442,468,525	19.80%	353.29	8.58%

Total 10,316 2,110,677,134 100.00%

Total 10,755 2,234,527,127 100.00%

Distribution by Property Types (Current)

Property Type	# of Loans	Ending Balance	% of Balance	WAMM	WAC
SF Unattached Dwelling	7,678	1,461,726,216	69.25%	350.73	7.99%
PUD	1,614	393,826,767	18.66%	351.41	7.90%
Multifamily	413	130,000,096	6.16%	351.06	7.62%
Condo - Low Facility	557	107,295,479	5.08%	350.94	8.06%
Condo - High Facility	50	17,227,344	0.82%	352.17	7.83%
Other	4	601,232	0.03%	351.83	7.42%

Total 10,316 2,110,677,134 100.00%

Distribution by Property Types (Cut-off)

Property Type	# of Loans	Ending Balance	% of Balance	WAMM	WAC
SF Unattached Dwelling	7,990	1,545,152,863	69.15%	358.51	8.00%
PUD	1,686	417,299,109	18.68%	359.18	7.90%
Multifamily	433	137,481,685	6.15%	358.87	7.63%
Condo - Low Facility	589	115,615,994	5.17%	358.48	8.07%
Condo - High Facility	53	18,373,342	0.82%	360.00	7.89%
Other	4	604,135	0.03%	360.00	7.42%

Total 10,755 2,234,527,127 100.00%



**First Franklin Mortgage Loan Trust
Mortgage Loan Asset-Backed Certificates
Series 2007-1**

***Distribution Date: 25-Oct-07
Mortgage Loan Characteristics Part II
Total (All Loans)***

Distribution by Occupancy Type (Current)

Occupancy Type	# of Loans	Ending Balance	% of Balance	WAMM	WAC
Owner Occupied - Primary Residence	9,766	2,030,752,772	96.21%	351.01	7.96%
Non-Owner Occupied	500	70,304,556	3.33%	347.60	7.66%
Owner Occupied - Secondary Residence	50	9,619,806	0.46%	351.63	8.12%
Total	10,316	2,110,677,134	100.00%		

Distribution by Occupancy Type (Cut-off)

Occupancy Type	# of Loans	Ending Balance	% of Balance	WAMM	WAC
Owner Occupied - Primary Residence	10,154	2,143,151,106	95.91%	358.77	7.97%
Non-Owner Occupied	548	80,913,378	3.62%	355.87	7.67%
Owner Occupied - Secondary Residence	53	10,462,643	0.47%	359.49	8.13%
Total	10,755	2,234,527,127	100.00%		

Distribution by Loan Purpose (Current)

Loan Purpose	# of Loans	Ending Balance	% of Balance	WAMM	WAC
Purchase	6,206	1,259,111,185	59.65%	351.75	8.01%
Refinance/Equity Takeout	3,582	746,910,736	35.39%	349.47	7.88%
Refinance/No Cash Out	528	104,655,213	4.96%	350.89	7.70%
Total	10,316	2,110,677,134	100.00%		

Distribution by Loan Purpose (Cut-off)

Loan Purpose	# of Loans	Ending Balance	% of Balance	WAMM	WAC
Purchase	6,462	1,336,047,831	59.79%	359.45	8.02%
Refinance/Equity Takeout	3,742	788,432,151	35.28%	357.35	7.90%
Refinance/No Cash Out	551	110,047,145	4.92%	358.66	7.71%
Total	10,755	2,234,527,127	100.00%		



First Franklin Mortgage Loan Trust
Mortgage Loan Asset-Backed Certificates
Series 2007-1

Distribution Date: 25-Oct-07
Mortgage Loan Characteristics Part II
Total (All Loans)

Distribution by Originator Concentration > 10% (Current)

Originator	# of Loans	Ending Balance	% of Balance	WAMM	WAC
First Franklin Financial Corp	10,316	2,110,677,134	100.00%	350.90	7.95%

Distribution by Originator Concentration > 10% (Cut-off)

Originator	# of Loans	Ending Balance	% of Balance	WAMM	WAC
First Franklin Financial Corp	10,755	2,234,527,127	100.00%	358.67	7.96%

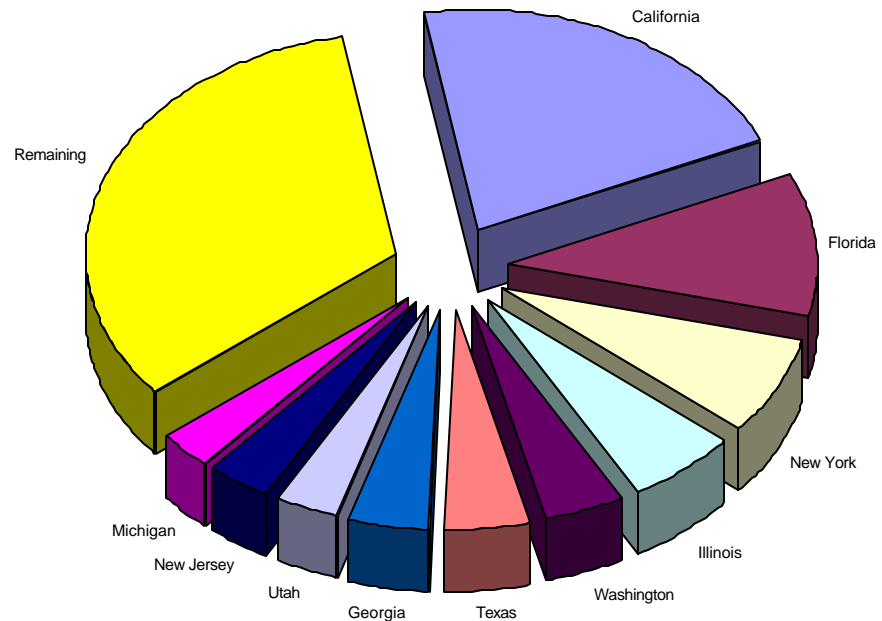
**First Franklin Mortgage Loan Trust
Mortgage Loan Asset-Backed Certificates
Series 2007-1**

**Distribution Date: 25-Oct-07
Geographic Concentration
Total (All Loans)**

Top 10 Current State Concentration

Geographic Distribution	# of Loans	Balance ⁽¹⁾	% of Balance	WAMM	WAC
California	1,091	448,159,942	21.23%	351	7.27%
Florida	972	218,953,449	10.37%	352	7.86%
New York	600	156,135,169	7.40%	351	7.84%
Illinois	591	119,710,409	5.67%	352	8.23%
Washington	355	90,881,404	4.31%	352	7.67%
Texas	762	90,681,261	4.30%	348	8.30%
Georgia	514	88,108,447	4.17%	351	8.56%
Utah	355	73,674,532	3.49%	351	7.88%
New Jersey	225	65,702,162	3.11%	351	8.08%
Michigan	441	58,408,067	2.77%	351	8.45%
Remaining	4,410	700,262,291	33.18%	350	8.25%

Top 10 Current State Concentration



Top 10 Original State Concentration

Geographic Distribution	# of Loans	Balance ⁽¹⁾	% of Balance	WAMM	WAC
California	1,149	477,940,334	21.39%	359	7.29%
Florida	996	225,727,197	10.10%	359	7.87%
New York	621	164,615,314	7.37%	359	7.84%
Illinois	648	136,475,028	6.11%	360	8.28%
Washington	364	94,225,108	4.22%	360	7.67%
Georgia	542	93,433,255	4.18%	359	8.54%
Texas	776	93,318,429	4.18%	356	8.31%
Utah	368	78,083,447	3.49%	359	7.90%
New Jersey	239	69,329,500	3.10%	359	8.08%
Michigan	459	62,602,395	2.80%	359	8.47%
Remaining	4,593	738,777,121	33.06%	358	8.27%

⁽¹⁾ Based on Current Period Ending Principal Balance



**First Franklin Mortgage Loan Trust
Mortgage Loan Asset-Backed Certificates
Series 2007-1**

***Distribution Date: 25-Oct-07
Current Period Realized Loss Detail***

Total (All Loans)

Disclosure Control #	Original Liquidation Balance	Net Liquidation Proceeds	Loss-Certs Non-adjusted	Subsequent Recov/(Exp)	Loss-Certs Adjusted	Loss Severity	Loan-to-Value	FICO	Lien Position	Liq Type	Occ Type
4001248545	679,464.03	370,284.31	309,179.72	0.00	309,179.72	45.50%	100.00%	663	1	C	1
4001074503	44,820.35	(4,792.52)	49,612.87	0.00	49,612.87	110.69%	90.00%	761	1	C	3
4001253292	0.00	0.00	0.00	(250.00)	250.00	0.00%	100.00%	672	1	P	1
4001270083	0.00	0.00	0.00	(300.60)	300.60	0.00%	100.00%	589	1	P	1
Current Total	724,284.38	365,491.79	358,792.59	(550.60)	359,343.19						
Cumulative	724,284.38	365,491.79	358,792.59	(550.60)	359,343.19						

Liq. Type Code - Legend

BK Discharged	B	Paid in Full
Charge-off	C	REO
Foreclosure	F	Short Sale
Retain Lien	L	Third Party
Loan Sale	O	Settled

Occ Type Code - Legend

P	Primary	1
R	Secondary	2
S	Investment	3
T		
X		



**First Franklin Mortgage Loan Trust
Mortgage Loan Asset-Backed Certificates
Series 2007-1**

***Distribution Date: 25-Oct-07
Historical Realized Loss Summary
Total (All Loans)***

Distribution Date	----- Current Realized Loss -----				----- Previous Liquidations/Payoffs -----						Realized Loss Adjusted	Cumulative Realized Loss
	Beginning Scheduled Balance	Net Liquidation Proceeds	Realized Loss	Loan Count	Claims on Prior Liquidations		Recovery on Prior Liquidations		(Claims)/Recoveries on Prior Payoffs			
					Amount	Count	Amount	Count	Amount	Count		
25-Oct-07	724,284.38	365,491.79	358,792.59	2	0.00	0	0.00	0	(550.60)	2	359,343.19	359,343.19
25-Sep-07	0.00	0.00	0.00	0	0.00	0	0.00	0	0.00	0	0.00	0.00
27-Aug-07	0.00	0.00	0.00	0	0.00	0	0.00	0	0.00	0	0.00	0.00
25-Jul-07	0.00	0.00	0.00	0	0.00	0	0.00	0	0.00	0	0.00	0.00
25-Jun-07	0.00	0.00	0.00	0	0.00	0	0.00	0	0.00	0	0.00	0.00
25-May-07	0.00	0.00	0.00	0	0.00	0	0.00	0	0.00	0	0.00	0.00
25-Apr-07	0.00	0.00	0.00	0	0.00	0	0.00	0	0.00	0	0.00	0.00
Total	724,284.38	365,491.79	358,792.59	2	0.00	0	0.00	0	(550.60)	2	359,343.19	



First Franklin Mortgage Loan Trust
Mortgage Loan Asset-Backed Certificates
Series 2007-1

Distribution Date: 25-Oct-07
Historical Realized Loss Summary
Group 1

Distribution Date	----- Current Realized Loss -----				----- Previous Liquidations/Payoffs -----						Realized Loss Adjusted	Cumulative Realized Loss
	Beginning Scheduled Balance	Net Liquidation Proceeds	Realized Loss	Loan Count	Claims on Prior Liquidations		Recovery on Prior Liquidations		(Claims)/Recoveries on Prior Payoffs			
					Amount	Count	Amount	Count	Amount	Count		
25-Oct-07	0.00	0.00	0.00	0	0.00	0	0.00	0	0.00	0	0.00	0.00
25-Sep-07	0.00	0.00	0.00	0	0.00	0	0.00	0	0.00	0	0.00	0.00
27-Aug-07	0.00	0.00	0.00	0	0.00	0	0.00	0	0.00	0	0.00	0.00
25-Jul-07	0.00	0.00	0.00	0	0.00	0	0.00	0	0.00	0	0.00	0.00
25-Jun-07	0.00	0.00	0.00	0	0.00	0	0.00	0	0.00	0	0.00	0.00
25-May-07	0.00	0.00	0.00	0	0.00	0	0.00	0	0.00	0	0.00	0.00
25-Apr-07	0.00	0.00	0.00	0	0.00	0	0.00	0	0.00	0	0.00	0.00
Total	0.00	0.00	0.00	0	0.00	0	0.00	0	0.00	0	0.00	0.00



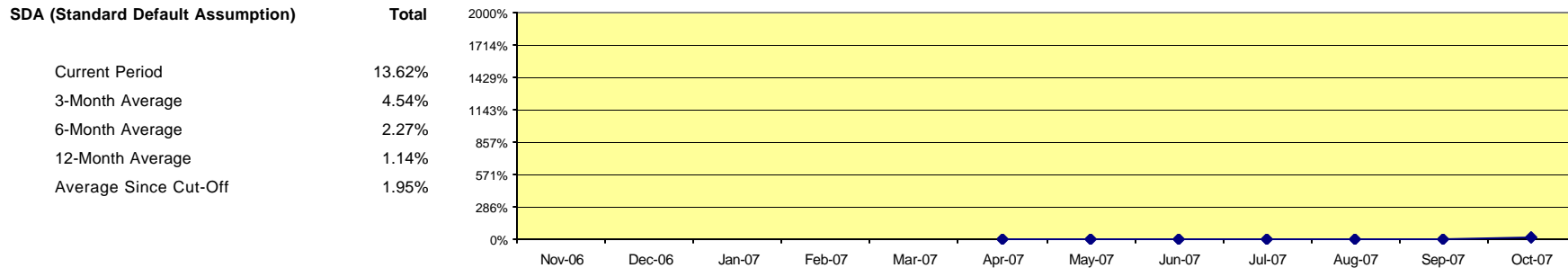

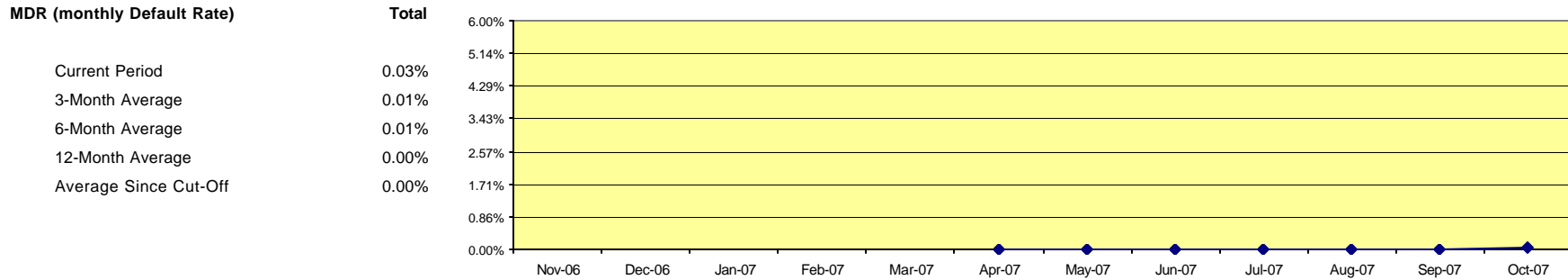
**First Franklin Mortgage Loan Trust
Mortgage Loan Asset-Backed Certificates
Series 2007-1**

***Distribution Date: 25-Oct-07
Historical Realized Loss Summary
Group 2***

Distribution Date	----- Current Realized Loss -----				----- Previous Liquidations/Payoffs -----						Realized Loss Adjusted	Cumulative Realized Loss
	Beginning Scheduled Balance	Net Liquidation Proceeds	Realized Loss	Loan Count	Claims on Prior Liquidations		Recovery on Prior Liquidations		(Claims)/Recoveries on Prior Payoffs			
					Amount	Count	Amount	Count	Amount	Count		
25-Oct-07	724,284.38	365,491.79	358,792.59	2	0.00	0	0.00	0	(550.60)	2	359,343.19	359,343.19
25-Sep-07	0.00	0.00	0.00	0	0.00	0	0.00	0	0.00	0	0.00	0.00
27-Aug-07	0.00	0.00	0.00	0	0.00	0	0.00	0	0.00	0	0.00	0.00
25-Jul-07	0.00	0.00	0.00	0	0.00	0	0.00	0	0.00	0	0.00	0.00
25-Jun-07	0.00	0.00	0.00	0	0.00	0	0.00	0	0.00	0	0.00	0.00
25-May-07	0.00	0.00	0.00	0	0.00	0	0.00	0	0.00	0	0.00	0.00
25-Apr-07	0.00	0.00	0.00	0	0.00	0	0.00	0	0.00	0	0.00	0.00
Total	724,284.38	365,491.79	358,792.59	2	0.00	0	0.00	0	(550.60)	2	359,343.19	

**First Franklin Mortgage Loan Trust
Mortgage Loan Asset-Backed Certificates
Series 2007-1**

**Distribution Date: 25-Oct-07
Realized Loss Summary
Total (All Loans)**



MDR	Monthly Default Rate	$(\text{Beginning Principal Balance of Liquidated Loans}) / (\text{Total Beginning Principal Balance})$
CDR	Conditional Default Rate	$1 - (1 - \text{MDR})^{12}$
SDA	Standard Default Assumption	If WAS=30 then CDR/(WAS*0.02) else if 30<WAS=60 then CDR/0.6 else if 60<WAS=120 then CDR/(0.6-(WAS-60)*0.0095) else if WAS>120 then CDR/0.03
WAS	Weighted Average Seasoning	$(\text{Original Term} - \text{Remaining Term}) * (\text{Current Scheduled Balance} / \text{Deal Scheduled Principal Balance})$



First Franklin Mortgage Loan Trust
Mortgage Loan Asset-Backed Certificates
Series 2007-1

Distribution Date: 25-Oct-07
Servicemembers Civil Relief Act
Total (All Loans)

Disclosure Control #	Group	Beginning Balance	Scheduled Principal	Unscheduled Principal	Ending balance	Loan Rate	P&I Amount	Scheduled Interest	Interest Received	Relief Act Interest Shortfall
4001207449	Group 2 ARMS	220,023.41	0.00	0.00	220,034.86	7.30%	1,338.48	1,338.48	384.98	953.50
4001267963	Group 1 ARMS	194,240.72	52.94	0.00	194,187.78	7.95%	1,339.78	1,286.84	971.20	315.64
Total		414,264.13	52.94	0.00	414,222.64		2,678.26	2,625.32	1,356.18	1,269.14



**First Franklin Mortgage Loan Trust
Mortgage Loan Asset-Backed Certificates
Series 2007-1**

***Distribution Date: 25-Oct-07
Material Breaches Detail***

Disclosure Control #	Loan Group #	Ending Principal Balance	Material Breach Date	Material Breach Description
-------------------------	--------------	-----------------------------	-------------------------	-----------------------------

Material breaches of pool asset representation or warranties or transaction covenants.



**First Franklin Mortgage Loan Trust
Mortgage Loan Asset-Backed Certificates
Series 2007-1**

***Distribution Date: 25-Oct-07
Modified Loan Detail
Total (All Loans)***

Disclosure Control #	Loan Group #	Modified Maturity Date	Cutoff Maturity Date	Modification Description
-------------------------	--------------	---------------------------	-------------------------	--------------------------

Modifications include any extensions or waivers to the mortgage loan terms, fees, penalties or payments during the preceding calendar month or that have become material over time.



**First Franklin Mortgage Loan Trust
Mortgage Loan Asset-Backed Certificates
Series 2007-1**

***Distribution Date: 25-Oct-07
Collateral Asset Changes***

Disclosure
Control #

Beginning Principal Balance

Description



**First Franklin Mortgage Loan Trust
Mortgage Loan Asset-Backed Certificates
Series 2007-1**

***Distribution Date: 25-Oct-07
Substitution Detail History***

--- Loans Substituted Into Pool ---

----- Loans Substituted Out of Pool -----

Investor #	Period	Beginning Principal Balance	Investor #	Period	Beginning Principal Balance	Adjusted for Principal	Substitution Code
------------	--------	-----------------------------	------------	--------	-----------------------------	------------------------	-------------------



**First Franklin Mortgage Loan Trust
Mortgage Loan Asset-Backed Certificates
Series 2007-1**

***Distribution Date: 25-Oct-07
Substitution Detail History Summary***

- - - Loans Substituted Into Pool - - -

- - - Loans Substituted Out of Pool - - -

Period	Count	Beginning Principal Balance	Count	Beginning Principal Balance	Adjusted for Principal	Difference Into vs. Out
--------	-------	-----------------------------	-------	-----------------------------	------------------------	----------------------------