



First Franklin Mortgage Loan Trust
Mortgage Loan Asset-Backed Certificates
Series 2007-2

Distribution Date: 25-Oct-07

ABN AMRO Acct : 724693.1

Payment Date: 25-Oct-07
Prior Payment: 25-Sep-07
Next Payment: 26-Nov-07
Record Date: 28-Sep-07

Distribution Count: 6

Closing Date: 26-Apr-07
First Pay. Date: 25-May-07
Rated Final Payment Date: 25-May-37
Determination Date: 15-Oct-07

Delinq Method: OTS

Outside Parties To The Transaction

Depositor: Merrill Lynch Mortgage Investors, Inc.
Underwriter: Merrill Lynch Mortgage Lending, Inc.
Master Servicer: Home Loan Services
Rating Agency: Standard & Poor's Ratings Services/Moody's Investors Service

Contact Information:

Analyst: Ana Carsey 714.259.6868
ana.carsey@abnamro.com
Administrator: John Chozen 312.992.1816
john.chozen@abnamro.com
LaSalle Website: www.etrustee.net

Effective October 1, 2007, Bank of America Corporation, parent corporation of Bank of America, N.A. ("Bank of America") and Banc of America Securities LLC ("BAS"), has acquired ABN AMRO North America Holding Company, parent company of LaSalle Bank Corporation and LaSalle Bank National Association ("LaSalle"), from ABN AMRO Bank N.V. (the "Acquisition").



**First Franklin Mortgage Loan Trust
Mortgage Loan Asset-Backed Certificates
Series 2007-2**

Table of Contents

<i>Content:</i>	<i>Pages</i>
Statement to Certificate Holders	3
Statement to Certificate Holders (Factors)	4
Pool/Non-Pool Funds Cash Reconciliation	5
Cash Reconciliation Summary	6-7
Pool Detail and Performance Indicators	8-10
Bond Interest Reconciliation Part I	11
Bond Interest Reconciliation Part II	12
Bond Principal Reconciliation	13
Rating Information	14
15 Month Loan Status Summary Part I	15-21
15 Month Loan Status Summary Part II	22-28
15 Month Historical Payoff Summary	29-31
Prepayment Premium Loan Detail	32
Prepayment Summary	33
Historical Collateral Level REO Report	34-36
Mortgage Loan Characteristics Part I	37
Mortgage Loan Characteristics Part II	38-40
Geographic Concentration	41
Current Period Realized Loss Detail	42
Historical Realized Loss Summary	43-45
Realized Loss Summary	46
Servicemembers Civil Relief Act	47
Material Breaches Detail	48
Modified Loan Detail (Historical)	49
Collateral Asset Changes	50
Substitution Detail History	51
Substitution Detail History Summary	52



**First Franklin Mortgage Loan Trust
Mortgage Loan Asset-Backed Certificates
Series 2007-2**

**Distribution Date: 25-Oct-07
BOND PAYMENT TIER**

Class	CUSIP	Original Face Value ⁽¹⁾	Beginning Certificate Balance	Principal Payment	Principal Adjustment or Loss	Deferred Interest	Ending Certificate Balance	Interest Payment ⁽²⁾	Interest Adjustment	Pass-Through Rate
A-1	59024QAA8	588,366,000.00	563,157,001.30	5,165,341.26	0.00	0.00	557,991,660.04	2,473,784.45	0.00	5.2712500000%
A-2A	59024QAB6	424,412,000.00	374,644,966.34	4,811,807.59	0.00	0.00	369,833,158.75	1,636,339.94	0.00	5.2412500000%
A-2B	59024QAC4	233,167,000.00	233,167,000.00	0.00	0.00	0.00	233,167,000.00	1,030,063.80	0.00	5.3012500000%
A-2C	59024QAD2	261,537,000.00	261,537,000.00	0.00	0.00	0.00	261,537,000.00	1,170,650.51	0.00	5.3712500000%
A-2D	59024QAE0	108,238,000.00	108,238,000.00	0.00	0.00	0.00	108,238,000.00	491,693.66	0.00	5.4512500000%
M-1	59024QAF7	79,084,000.00	79,084,000.00	0.00	0.00	0.00	79,084,000.00	363,209.75	0.00	5.5112500000%
M-2	59024QAG5	78,083,000.00	78,083,000.00	0.00	0.00	0.00	78,083,000.00	364,468.67	0.00	5.6012500000%
M-3	59024QAH3	25,027,000.00	25,027,000.00	0.00	0.00	0.00	25,027,000.00	119,112.88	0.00	5.7112500000%
M-4	59024QAJ9	31,033,000.00	31,033,000.00	0.00	0.00	0.00	31,033,000.00	158,559.23	0.00	6.1312500000%
M-5	59024QAK6	26,028,000.00	26,028,000.00	0.00	0.00	0.00	26,028,000.00	138,409.31	0.00	6.3812500000%
M-6	59024QAL4	20,021,000.00	20,021,000.00	0.00	0.00	0.00	20,021,000.00	114,807.92	0.00	6.8812500000%
B-1	59024QAM2	22,024,000.00	22,024,000.00	0.00	0.00	0.00	22,024,000.00	134,552.88	0.00	7.3312500000%
B-2	59024QAN0	16,017,000.00	16,017,000.00	0.00	0.00	0.00	16,017,000.00	97,853.86	0.00	7.3312500000%
B-3	59024QAP5	24,025,000.00	24,025,000.00	0.00	0.00	0.00	24,025,000.00	146,777.73	0.00	7.3312500000%
C	59024QAR1	2,002,131,979.11 N	1,927,155,256.96	0.00	0.00	0.00	1,917,178,108.11	4,033,902.45	(182.72)	N/A
P	59024QAR3		0.00	0.00	0.00	0.00	0.00	32,907.61	32,907.61	N/A
R	59024QAS9	100.00	0.00	0.00	0.00	0.00	0.00	0.00	0.00	N/A
Total		1,937,062,100.00	1,862,085,967.64	9,977,148.85	0.00	0.00	1,852,108,818.79	12,507,094.65	32,724.89	
								Total P&I Payment	22,484,243.50	

⁽¹⁾ N denotes notional balance not included in total ⁽²⁾ Accrued Interest plus/minus Interest Adjustment minus Deferred Interest equals Interest Payment



**First Franklin Mortgage Loan Trust
Mortgage Loan Asset-Backed Certificates
Series 2007-2**

Distribution Date: 25-Oct-07
Statement to Certificate Holders (FACTORS)
BOND PAYMENT TIER

Class	CUSIP	Original Face Value	Beginning Certificate Balance *	Principal Payment *	Principal Adjustment or Loss	Deferred Interest *	Ending Certificate Balance *	Interest Payment *	Interest Adjustment*	Next Rate **
A-1	59024QAA8	588,366,000.00	957.154222547	8.779129419	0.000000000	0.000000000	948.375093128	4.204499325	0.000000000	5.01250000%
A-2A	59024QAB6	424,412,000.00	882.738863031	11.337586096	0.000000000	0.000000000	871.401276935	3.855545885	0.000000000	4.98250000%
A-2B	59024QAC4	233,167,000.00	1000.000000000	0.000000000	0.000000000	0.000000000	1000.000000000	4.417708338	0.000000000	5.04250000%
A-2C	59024QAD2	261,537,000.00	1000.000000000	0.000000000	0.000000000	0.000000000	1000.000000000	4.476041669	0.000000000	5.11250000%
A-2D	59024QAE0	108,238,000.00	1000.000000000	0.000000000	0.000000000	0.000000000	1000.000000000	4.542708291	0.000000000	5.19250000%
M-1	59024QAF7	79,084,000.00	1000.000000000	0.000000000	0.000000000	0.000000000	1000.000000000	4.592708386	0.000000000	5.25250000%
M-2	59024QAG5	78,083,000.00	1000.000000000	0.000000000	0.000000000	0.000000000	1000.000000000	4.667708336	0.000000000	5.34250000%
M-3	59024QAH3	25,027,000.00	1000.000000000	0.000000000	0.000000000	0.000000000	1000.000000000	4.759375075	0.000000000	5.45250000%
M-4	59024QAJ9	31,033,000.00	1000.000000000	0.000000000	0.000000000	0.000000000	1000.000000000	5.109374859	0.000000000	5.87250000%
M-5	59024QAK6	26,028,000.00	1000.000000000	0.000000000	0.000000000	0.000000000	1000.000000000	5.317708237	0.000000000	6.12250000%
M-6	59024QAL4	20,021,000.00	1000.000000000	0.000000000	0.000000000	0.000000000	1000.000000000	5.734374906	0.000000000	6.62250000%
B-1	59024QAM2	22,024,000.00	1000.000000000	0.000000000	0.000000000	0.000000000	1000.000000000	6.109375227	0.000000000	7.07250000%
B-2	59024QAN0	16,017,000.00	1000.000000000	0.000000000	0.000000000	0.000000000	1000.000000000	6.109375039	0.000000000	7.07250000%
B-3	59024QAP5	24,025,000.00	1000.000000000	0.000000000	0.000000000	0.000000000	1000.000000000	6.109374818	0.000000000	7.07250000%
C	59024QAR1	2,002,131,979.11 N	962.551558572	0.000000000	0.000000000	0.000000000	957.568296253	2.014803466	(0.000091263)	N/A
P	59024QAQ3									N/A
R	59024QAS9	100.00	0.000000000	0.000000000	0.000000000	0.000000000	0.000000000	0.000000000	0.000000000	N/A

* Per \$1,000 of Original Face Value ** Estimated



**First Franklin Mortgage Loan Trust
Mortgage Loan Asset-Backed Certificates
Series 2007-2**

**Distribution Date: 25-Oct-07
Cash Reconciliation Summary**

Pool Source of Funds		Non-Pool Source of Funds	
Interest Summary		Supplemental Interest Trust	
Interest Summary		Principal Summary	
Scheduled Interest	13,277,270.61	Scheduled Prin Distribution	610,343.90
Fees	802,900.35	Curtailments	75,877.16
Remittance Interest	12,474,370.26	Prepayments in Full	9,290,927.79
Other Interest Proceeds/Shortfalls		Liquidation Proceeds	0.00
Prepayment Penalties	32,907.61	Repurchase Proceeds	0.00
Other Interest Loss	0.00	Other Principal Proceeds	0.00
Other Interest Proceeds	0.00	Remittance Principal	9,977,148.85
Non-advancing Interest	0.00		
Non-Supported Interest Shortfall	0.00		
Relief Act Shortfall	(183.18)		
Modification Shortfall	0.00		
Other Interest Proceeds/Shortfalls	32,724.43		
Interest Adjusted	12,507,094.69		
Fee Summary			
Total Servicing Fees	802,900.35		
Total Trustee Fees	0.00		
LPMI Fees	0.00		
Credit Manager's Fees	0.00		
Unpaid Serv Fees (Charged-off Loans)	0.00		
Misc. Fees / Trust Expense	0.00		
Insurance Premium	0.00		
Total Fees	802,900.35		
Advances (Principal & Interest)			
Prior Month's Outstanding Advances	N/A		
Current Advances	N/A		
Reimbursement of Prior Advances	N/A		
Outstanding Advances	N/A		
		Cap Contract Payment	0.00
		Corridor Contracts	
		Class A-1 Certificates	0.00
		Class A-2 Certificates	0.00
		Subordinate Certificates	0.00
		Class C Certificates	0.00
		P&I Due Certificate Holders	<u>22,484,243.54</u>

P&I Advances as of the end of the Due Period do not reflect the amount of advances remitted by the Servicer on the Servicer Remittance Date due to additional proceeds received between the end of the Due Period and the Servicer Remittance Date and netted from the P&I Advances stated as of the end of the Due Period.



First Franklin Mortgage Loan Trust
Mortgage Loan Asset-Backed Certificates
Series 2007-2

Distribution Date: 25-Oct-07
Cash Reconciliation Summary Group 1

	Group 1 Fixed	Group 1 ARM	Total
Interest Summary			
Scheduled Interest	965,166.47	3,891,188.44	4,856,354.91
Fees	57,021.53	236,257.34	293,278.87
Remittance Interest	908,144.94	3,654,931.10	4,563,076.04
Other Interest Proceeds/Shortfalls			
Prepayment Penalties	7,511.76	10,369.64	17,881.40
Other Interest Loss	0.00	0.00	0.00
Other Interest Proceeds	0.00	0.00	0.00
Non-advancing Interest	0.00	0.00	0.00
Net PPIS/Relief Act Shortfall	0.00	0.00	0.00
Modification Shortfall	0.00	0.00	0.00
Other Interest Proceeds/Shortfalls	7,511.76	10,369.64	17,881.40
Interest Adjusted	915,656.70	3,665,300.74	4,580,957.44
Principal Summary			
Scheduled Principal Distribution	73,026.67	174,256.19	247,282.86
Curtailments	5,331.32	26,554.00	31,885.32
Prepayments in Full	793,896.61	4,092,276.47	4,886,173.08
Liquidation Proceeds	0.00	0.00	0.00
Repurchase Proceeds	0.00	0.00	0.00
Other Principal Proceeds	0.00	0.00	0.00
Less Mod Losses	0.00	0.00	0.00
Remittance Principal	872,254.60	4,293,086.66	5,165,341.26
Fee Summary			
Total Servicing Fees	57,021.53	236,257.34	293,278.87
Total Trustee Fees	0.00	0.00	0.00
LPMI Fees	0.00	0.00	0.00
Misc. Fees	0.00	0.00	0.00
Total Fees	57,021.53	236,257.34	293,278.87
Beginning Principal Balance	136,852,081.90	567,017,045.73	703,869,127.63
Ending Principal Balance	135,979,827.30	562,723,959.07	698,703,786.37



First Franklin Mortgage Loan Trust
Mortgage Loan Asset-Backed Certificates
Series 2007-2

Distribution Date: 25-Oct-07
Cash Reconciliation Summary Group 2

	Group 2 Fixed	Group 2 ARM	Total
Interest Summary			
Scheduled Interest	1,745,173.09	6,675,742.61	8,420,915.70
Fees	94,279.71	415,341.77	509,621.48
Remittance Interest	1,650,893.38	6,260,400.84	7,911,294.22
Other Interest Proceeds/Shortfalls			
Prepayment Penalties	2,090.87	12,935.34	15,026.21
Other Interest Loss	0.00	0.00	0.00
Other Interest Proceeds	0.00	0.00	0.00
Non-advancing Interest	0.00	0.00	0.00
Net PPIS/Relief Act Shortfall	0.00	(183.18)	(183.18)
Modification Shortfall	0.00	0.00	0.00
Other Interest Proceeds/Shortfalls	2,090.87	12,752.16	14,843.03
Interest Adjusted	1,652,984.25	6,273,153.00	7,926,137.25
Principal Summary			
Scheduled Principal Distribution	104,871.61	258,189.43	363,061.04
Curtailments	14,318.47	29,673.37	43,991.84
Prepayments in Full	1,183,673.87	3,221,080.84	4,404,754.71
Liquidation Proceeds	0.00	0.00	0.00
Repurchase Proceeds	0.00	0.00	0.00
Other Principal Proceeds	0.00	0.00	0.00
Less Mod Losses	0.00	0.00	0.00
Remittance Principal	1,302,863.95	3,508,943.64	4,811,807.59
Fee Summary			
Total Servicing Fees	94,279.71	415,341.77	509,621.48
Total Trustee Fees	0.00	0.00	0.00
LPMI Fees	0.00	0.00	0.00
Misc. Fees	0.00	0.00	0.00
Total Fees	94,279.71	415,341.77	509,621.48
Beginning Principal Balance	226,351,371.31	996,934,758.02	1,223,286,129.33
Ending Principal Balance	225,048,507.36	993,425,814.38	1,218,474,321.74



**First Franklin Mortgage Loan Trust
Mortgage Loan Asset-Backed Certificates
Series 2007-2**

**Distribution Date: 25-Oct-07
Pool Detail and Performance Indicators Total (All Loans)**

Pool Detail			Performance Indicators			Misc/Additional Information					
Pool Level Information			Factors Impacting Principal Payment Rules			WA Rates/Life					
Historical	Amount	Count	Delinquency Levels	Num	Den	%	Fixed	Adj	Overall		
Cut-off Pool Balance	2,002,131,979.11	10,106	3 mo. Rolling Average	86,335,789	1,927,981,209	4.49%	WAC - Remit Current	8.46%	7.61%	7.77%	
Cum Scheduled Principal	3,657,040.52		6 mo. Rolling Average	46,488,972	1,956,092,294	2.41%	WAC - Remit Original	8.48%	7.63%	7.79%	
Cum Unscheduled Principal	81,296,830.48		12 mo. Rolling Average	46,488,972	1,956,092,294	2.41%	WAC - Current	8.95%	8.11%	8.27%	
Cum Liquidations	0.00		Loss Levels	Amount	Count		WAC - Original	8.98%	8.13%	8.29%	
Cum Repurchases	23,511,154.84		3 mo. Cum Loss	0.00	0		WAL - Current	346.27	353.41	352.07	
			6 mo. Cum loss	0.00	0		WAL - Original	351.33	358.41	357.09	
			12 mo. Cum Loss	0.00	0						
Current	Amount	Count	%				Current Index Rate			5.131250%	
Beginning Pool	1,927,155,256.96	9,822	96.26%				Next Index Rate			4.872500%	
Scheduled Principal	610,343.90		0.03%				Prepayment Charges	Amount	Count		
Unscheduled Principal	9,366,804.95	47	0.47%				Current	32,907.61	7		
Liquidations	0.00	0	0.00%				Cumulative	208,122.14	61		
Repurchases	0.00	0	0.00%								
Ending Pool	1,917,178,108.11	9,775	95.76%								
Ending Actual Balance	1,917,914,943.18										
Average Loan Balance	196,130.75										
Current Loss Detail	Amount										
Liquidation	0.00										
Realized Loss	0.00										
Realized Loss Adjustment	0.00										
Net Liquidation	0.00										
Credit Enhancement	Amount	%									
Original OC	65,069,879.11	3.25%									
Target OC	65,069,289.32	3.25%									
Beginning OC	65,069,289.32										
Ending OC	65,069,289.32										
Most Senior Certificates	1,540,743,967.64										

Legend: (1) 60 Days+, REO, BK, F/C % (3) Condn: Cum Loss > specified thresholds (5) Defined Benchmark
 (2) (1) > (6) * (4), then TRUE (4) (Ending Pool Bal - Most Senior Certs) / Ending Pool Bal (6) Defined Benchmark (Used in Delinq Event Calc)
Note: Delinquency and Loss Event Triggers may be flagged as "Yes" prior to the Step Down Date on account of the percentage thresholds being breached.



**First Franklin Mortgage Loan Trust
Mortgage Loan Asset-Backed Certificates
Series 2007-2**

**Distribution Date: 25-Oct-07
Pool Detail and Performance Indicators Group 1**

Pool Detail			Performance Indicators			Misc/Additional Information				
Pool Level Information			Factors Impacting Principal Payment Rules			WA Rates/Life				
Historical	Amount	Count	Delinquency Levels	Num	Den	%	Fixed	Adj	Overall	
Cut-off Pool Balance	729,078,438.79	3,840	3 mo. Rolling Average	20,900,565	704,096,132	2.98%	WAC - Remit Current	7.96%	7.74%	7.78%
Cum Scheduled Principal	1,483,619.66		6 mo. Rolling Average	11,480,350	713,233,235	1.63%	WAC - Remit Original	7.99%	7.75%	7.80%
Cum Unscheduled Principal	28,891,032.76		12 mo. Rolling Average	11,480,350	713,233,235	1.63%	WAC - Current	8.46%	8.24%	8.28%
Cum Liquidations	0.00		Loss Levels	Amount	Count		WAC - Original	8.49%	8.25%	8.30%
Cum Repurchases	3,765,353.90		3 mo. Cum Loss	0.00	0		WAL - Current	345.55	353.34	351.82
			6 mo. Cum loss	0.00	0		WAL - Original	350.64	358.34	356.85
			12 mo. Cum Loss	0.00	0					
Current	Amount	Count	%							
Beginning Pool	703,869,127.63	3,728	96.54%							
Scheduled Principal	247,282.86		0.03%							
Unscheduled Principal	4,918,058.40	26	0.67%							
Liquidations	0.00	0	0.00%							
Repurchases	0.00	0	0.00%							
Ending Pool	698,703,786.37	3,702	95.83%							
Ending Actual Balance	698,988,162.92									
Average Loan Balance	188,736.84									
Current Loss Detail	Amount									
Liquidation	0.00									
Realized Loss	0.00									
Realized Loss Adjustment	0.00									
Net Liquidation	0.00									
							Prepayment Charges			
							Amount	Count		
							Current	17,881.40	3	
							Cumulative	98,169.58	22	
							Pool Composition			
							Properties	Balance	%/Score	
							Cut-off LTV	589,650,214.75	83.59%	
							Cash Out/Refinance	441,829,188.61	62.64%	
							SFR	487,551,076.53	69.12%	
							Owner Occupied	667,091,656.59	94.57%	
							Min	Max	WA	
							FICO	540	820	633.74

Legend: (1) 60 Days+, REO, BK, F/C % (2) (1) > (6) * (4), then TRUE (3) Condn: Cum Loss > specified thresholds (4) (Ending Pool Bal - Most Senior Certs) / Ending Pool Bal (5) Defined Benchmark (6) Defined Benchmark (Used in Delinq Event Calc)

Note: Delinquency and Loss Event Triggers may be flagged as "Yes" prior to the Step Down Date on account of the percentage thresholds being breached.



**First Franklin Mortgage Loan Trust
Mortgage Loan Asset-Backed Certificates
Series 2007-2**

***Distribution Date: 25-Oct-07
Bond Interest Reconciliation***

-- Accrual --															----- Recovered -----		----- Outstanding -----	
Class	Method	Days	Opening Balance	Pass-Thru Rate	Accrual Certificate Interest	Total Interest Additions	Total Interest Deductions	Distributable Certificate Interest	Interest Payment Amount	Interest Carry-Forward Amount	Floating Rate Certificate Carry-Over	Interest Carry-Forward Amount	Floating Rate Certificate Carry-Over	Net Cap Rate in Effect Y/N				
A-1	Act/360	30	563,157,001.30	5.271250000%	2,473,784.45	0.00	0.00	2,473,784.45	2,473,784.45	0.00	0.00	0.00	0.00	No				
A-2A	Act/360	30	374,644,966.34	5.241250000%	1,636,339.94	0.00	0.00	1,636,339.94	1,636,339.94	0.00	0.00	0.00	0.00	No				
A-2B	Act/360	30	233,167,000.00	5.301250000%	1,030,063.80	0.00	0.00	1,030,063.80	1,030,063.80	0.00	0.00	0.00	0.00	No				
A-2C	Act/360	30	261,537,000.00	5.371250000%	1,170,650.51	0.00	0.00	1,170,650.51	1,170,650.51	0.00	0.00	0.00	0.00	No				
A-2D	Act/360	30	108,238,000.00	5.451250000%	491,693.66	0.00	0.00	491,693.67	491,693.66	0.00	0.00	0.00	0.00	No				
M-1	Act/360	30	79,084,000.00	5.511250000%	363,209.75	0.00	0.00	363,209.75	363,209.75	0.00	0.00	0.00	0.00	No				
M-2	Act/360	30	78,083,000.00	5.601250000%	364,468.67	0.00	0.00	364,468.67	364,468.67	0.00	0.00	0.00	0.00	No				
M-3	Act/360	30	25,027,000.00	5.711250000%	119,112.88	0.00	0.00	119,112.88	119,112.88	0.00	0.00	0.00	0.00	No				
M-4	Act/360	30	31,033,000.00	6.131250000%	158,559.23	0.00	0.00	158,559.23	158,559.23	0.00	0.00	0.00	0.00	No				
M-5	Act/360	30	26,028,000.00	6.381250000%	138,409.31	0.00	0.00	138,409.31	138,409.31	0.00	0.00	0.00	0.00	No				
M-6	Act/360	30	20,021,000.00	6.881250000%	114,807.92	0.00	0.00	114,807.92	114,807.92	0.00	0.00	0.00	0.00	No				
B-1	Act/360	30	22,024,000.00	7.331250000%	134,552.88	0.00	0.00	134,552.88	134,552.88	0.00	0.00	0.00	0.00	No				
B-2	Act/360	30	16,017,000.00	7.331250000%	97,853.86	0.00	0.00	97,853.86	97,853.86	0.00	0.00	0.00	0.00	No				
B-3	Act/360	30	24,025,000.00	7.331250000%	146,777.73	0.00	0.00	146,777.73	146,777.73	0.00	0.00	0.00	0.00	No				
C			1,927,155,256.96	N/A	4,034,085.17	0.00	0.00	4,033,902.45	4,033,902.45	0.00	0.00	0.00	0.00	No				
P				N/A	0.00	32,907.61	0.00	32,907.61	32,907.61	0.00	0.00	0.00	0.00	No				
R	Act/360	30	0.00	5.271250000%	0.00	0.00	0.00	0.00	0.00	0.00	0.00	0.00	0.00	N/A				
Total			1,862,085,967.64		12,474,369.76	32,907.61	0.00	12,507,094.66	12,507,094.65	0.00	0.00	0.00	0.00					



**First Franklin Mortgage Loan Trust
Mortgage Loan Asset-Backed Certificates
Series 2007-2**

**Distribution Date: 25-Oct-07
Bond Interest Reconciliation - Part II**

Class	Record Date	Prior Interest Due Date	Current Interest Due Date	----- REMIC -----				----- Non-REMIC -----			----- Deductions -----			
				Accrual Certificate Interest	Interest Carry-Forward	Supplemental Interest Trust	Payments From Cap Contracts	Prepayment Premiums	Floating Rate Certificate Carry-Over	Other Interest Proceeds ⁽¹⁾	Non-Supported Interest Shortfall	Interest Carry-Forward ⁽²⁾	Floating Rate Certificate Carry-Over	
A-1	28-Sep-07	25-Sep-07	25-Oct-07	2,473,784.45	0.00	0.00	0.00	0.00	0.00	0.00	0.00	0.00	0.00	0.00
A-2A	28-Sep-07	25-Sep-07	25-Oct-07	1,636,339.94	0.00	0.00	0.00	0.00	0.00	0.00	0.00	0.00	0.00	0.00
A-2B	28-Sep-07	25-Sep-07	25-Oct-07	1,030,063.80	0.00	0.00	0.00	0.00	0.00	0.00	0.00	0.00	0.00	0.00
A-2C	28-Sep-07	25-Sep-07	25-Oct-07	1,170,650.51	0.00	0.00	0.00	0.00	0.00	0.00	0.00	0.00	0.00	0.00
A-2D	28-Sep-07	25-Sep-07	25-Oct-07	491,693.66	0.00	0.00	0.00	0.00	0.00	0.00	0.00	0.00	0.00	0.00
M-1	28-Sep-07	25-Sep-07	25-Oct-07	363,209.75	0.00	0.00	0.00	0.00	0.00	0.00	0.00	0.00	0.00	0.00
M-2	28-Sep-07	25-Sep-07	25-Oct-07	364,468.67	0.00	0.00	0.00	0.00	0.00	0.00	0.00	0.00	0.00	0.00
M-3	28-Sep-07	25-Sep-07	25-Oct-07	119,112.88	0.00	0.00	0.00	0.00	0.00	0.00	0.00	0.00	0.00	0.00
M-4	28-Sep-07	25-Sep-07	25-Oct-07	158,559.23	0.00	0.00	0.00	0.00	0.00	0.00	0.00	0.00	0.00	0.00
M-5	28-Sep-07	25-Sep-07	25-Oct-07	138,409.31	0.00	0.00	0.00	0.00	0.00	0.00	0.00	0.00	0.00	0.00
M-6	28-Sep-07	25-Sep-07	25-Oct-07	114,807.92	0.00	0.00	0.00	0.00	0.00	0.00	0.00	0.00	0.00	0.00
B-1	28-Sep-07	25-Sep-07	25-Oct-07	134,552.88	0.00	0.00	0.00	0.00	0.00	0.00	0.00	0.00	0.00	0.00
B-2	28-Sep-07	25-Sep-07	25-Oct-07	97,853.86	0.00	0.00	0.00	0.00	0.00	0.00	0.00	0.00	0.00	0.00
B-3	28-Sep-07	25-Sep-07	25-Oct-07	146,777.73	0.00	0.00	0.00	0.00	0.00	0.00	0.00	0.00	0.00	0.00
C	28-Sep-07	1-Sep-07	1-Oct-07	4,034,085.17	0.00	0.00	0.00	0.00	0.00	0.00	0.00	0.00	0.00	0.00
P	28-Sep-07	1-Sep-07	1-Oct-07	0.00	0.00	0.00	0.00	0.00	32,907.61	0.00	0.00	0.00	0.00	0.00
R	28-Sep-07	25-Sep-07	25-Oct-07	0.00	0.00	0.00	0.00	0.00	0.00	0.00	0.00	0.00	0.00	0.00
Total				12,474,369.76	0.00	0.00	0.00	32,907.61	0.00	0.00	0.00	0.00	0.00	0.00

⁽¹⁾ Other Interest Proceeds are additional interest amounts specifically allocated to the bond(s) and used in determining the bonds Distributable Interest.

⁽²⁾ Interest Carry-Forward Shortfall is unpaid interest with interest thereon.



**First Franklin Mortgage Loan Trust
Mortgage Loan Asset-Backed Certificates
Series 2007-2**

***Distribution Date: 25-Oct-07
Bond Principal Reconciliation***

Class	Original Class Balance	Beginning Class Balance	Scheduled Principal Payment	Unscheduled Principal Payment	Extra Principal Payment	----- L o s s e s -----				Ending Class Balance	Rated Final Maturity	- Credit Support -	
						Prior Loss Reimburs.	Current Losses	Cumulative Losses	Interest on Losses			Original	Current
A-1	588,366,000.00	563,157,001.30	247,282.86	4,918,058.40	0.00	0.00	0.00	0.00	0.00	557,991,660.04	25-May-37	19.30%	20.16%
A-2A	424,412,000.00	374,644,966.34	363,061.04	4,448,746.55	0.00	0.00	0.00	0.00	0.00	369,833,158.75	25-May-37	19.30%	20.16%
A-2B	233,167,000.00	233,167,000.00	0.00	0.00	0.00	0.00	0.00	0.00	0.00	233,167,000.00	25-May-37	19.30%	20.16%
A-2C	261,537,000.00	261,537,000.00	0.00	0.00	0.00	0.00	0.00	0.00	0.00	261,537,000.00	25-May-37	19.30%	20.16%
A-2D	108,238,000.00	108,238,000.00	0.00	0.00	0.00	0.00	0.00	0.00	0.00	108,238,000.00	25-May-37	19.30%	20.16%
M-1	79,084,000.00	79,084,000.00	0.00	0.00	0.00	0.00	0.00	0.00	0.00	79,084,000.00	25-May-37	15.35%	16.03%
M-2	78,083,000.00	78,083,000.00	0.00	0.00	0.00	0.00	0.00	0.00	0.00	78,083,000.00	25-May-37	11.45%	11.96%
M-3	25,027,000.00	25,027,000.00	0.00	0.00	0.00	0.00	0.00	0.00	0.00	25,027,000.00	25-May-37	10.20%	10.65%
M-4	31,033,000.00	31,033,000.00	0.00	0.00	0.00	0.00	0.00	0.00	0.00	31,033,000.00	25-May-37	8.65%	9.03%
M-5	26,028,000.00	26,028,000.00	0.00	0.00	0.00	0.00	0.00	0.00	0.00	26,028,000.00	25-May-37	7.35%	7.68%
M-6	20,021,000.00	20,021,000.00	0.00	0.00	0.00	0.00	0.00	0.00	0.00	20,021,000.00	25-May-37	6.35%	6.63%
B-1	22,024,000.00	22,024,000.00	0.00	0.00	0.00	0.00	0.00	0.00	0.00	22,024,000.00	25-May-37	5.25%	5.48%
B-2	16,017,000.00	16,017,000.00	0.00	0.00	0.00	0.00	0.00	0.00	0.00	16,017,000.00	25-May-37	4.45%	4.65%
B-3	24,025,000.00	24,025,000.00	0.00	0.00	0.00	0.00	0.00	0.00	0.00	24,025,000.00	25-May-37	3.25%	3.39%
C	2,002,131,979.11	1,927,155,256.96	0.00	0.00	0.00	0.00	0.00	0.00	0.00	1,917,178,108.11	25-May-37	N/A	N/A
P			0.00	0.00	0.00	0.00	0.00	0.00	0.00	0.00	25-May-37	N/A	N/A
R	100.00	0.00	0.00	0.00	0.00	0.00	0.00	0.00	0.00	0.00	25-May-37	N/A	N/A
Total	1,937,062,100.00	1,862,085,967.64	610,343.90	9,366,804.95	0.00	0.00	0.00	0.00	0.00	1,852,108,818.79			



**First Franklin Mortgage Loan Trust
Mortgage Loan Asset-Backed Certificates
Series 2007-2**

***Distribution Date: 25-Oct-07
Ratings Information***

Class	CUSIP	----- Original Ratings -----				----- Ratings Change / Change Date ⁽¹⁾ -----			
		Fitch	Moody's	DBRS	S&P	Fitch	Moody's	DBRS	S&P
A-1	59024QAA8	NR	Aaa	NR	AAA				
A-2A	59024QAB6	NR	Aaa	NR	AAA				
A-2B	59024QAC4	NR	Aaa	NR	AAA				
A-2C	59024QAD2	NR	Aaa	NR	AAA				
A-2D	59024QAE0	NR	Aaa	NR	AAA				
M-1	59024QAF7	NR	Aa1	NR	AA+				
M-2	59024QAG5	NR	Aa2	NR	AA				
M-3	59024QAH3	NR	Aa3	NR	AA-				
M-4	59024QAJ9	NR	A1	NR	A+				
M-5	59024QAK6	NR	A2	NR	A				
M-6	59024QAL4	NR	A3	NR	A-				
B-1	59024QAM2	NR	Baa1	NR	BBB+				
B-2	59024QAN0	NR	Baa1	NR	BBB				
B-3	59024QAP5	NR	Baa2	NR	BBB-				
C	59024QAR1	NR	NR	NR	NR				
P	59024QAQ3	NR	NR	NR	NR				
R	59024QAS9	NR	NR	NR	AAA				

NR - Designates that the class was not rated by the rating agency.

⁽¹⁾ Changed ratings provided on this report are based on information provided by the applicable rating agency via electronic transmission. It shall be understood that this transmission will generally have been provided to LaSalle within 30 days of the payment date listed on this statement. Because ratings may have changed during the 30 day window, or may not be being provided by the rating agency in an electronic format and therefore not being updated on this report, LaSalle recommends that investors obtain current rating information directly from the rating agency.



**First Franklin Mortgage Loan Trust
Mortgage Loan Asset-Backed Certificates
Series 2007-2**

Distribution Date: 25-Oct-07

Asset-Backed Facts ~ 15 Month Historical Loan Status Summary Part I (as of Cut-Off)

Distribution Date	Current		Delinq 1 Month		Delinq 2 Months		Delinq 3+ Months		Bankruptcy		Foreclosure		REO	
	Count	Balance	Count	Balance	Count	Balance	Count	Balance	Count	Balance	Count	Balance	Count	Balance
Total (All Loans)														
25-Oct-07	8,901	1,700,487,427	356	78,829,706	224	54,952,432	35	7,976,292	20	3,644,260	234	70,771,773	5	516,218
25-Sep-07	9,192	1,769,037,926	326	74,339,607	170	48,086,836	15	2,836,300	16	2,721,905	103	30,132,682	0	0
27-Aug-07	9,485	1,839,176,787	251	63,064,806	82	21,268,629	4	818,857	13	1,998,055	45	13,283,126	0	0
25-Jul-07	9,748	1,910,595,170	172	44,231,965	47	13,287,126	1	283,710	13	1,918,577	7	1,552,101	0	0
25-Jun-07	9,961	1,962,971,143	68	19,578,180	5	1,634,399	0	0	7	1,250,555	0	0	0	0
25-May-07	10,066	1,992,680,752	9	2,626,464	0	0	0	0	0	0	0	0	0	0

Total (All Loans)														
25-Oct-07	91.06%	88.70%	3.64%	4.11%	2.29%	2.87%	0.36%	0.42%	0.20%	0.19%	2.39%	3.69%	0.05%	0.03%
25-Sep-07	93.59%	91.80%	3.32%	3.86%	1.73%	2.50%	0.15%	0.15%	0.16%	0.14%	1.05%	1.56%	0.00%	0.00%
27-Aug-07	96.00%	94.82%	2.54%	3.25%	0.83%	1.10%	0.04%	0.04%	0.13%	0.10%	0.46%	0.68%	0.00%	0.00%
25-Jul-07	97.60%	96.89%	1.72%	2.24%	0.47%	0.67%	0.01%	0.01%	0.13%	0.10%	0.07%	0.08%	0.00%	0.00%
25-Jun-07	99.20%	98.87%	0.68%	0.99%	0.05%	0.08%	0.00%	0.00%	0.07%	0.06%	0.00%	0.00%	0.00%	0.00%
25-May-07	99.91%	99.87%	0.09%	0.13%	0.00%	0.00%	0.00%	0.00%	0.00%	0.00%	0.00%	0.00%	0.00%	0.00%

Delinquency Balances are Exclusive of REO, Foreclosures and Bankruptcies.



**First Franklin Mortgage Loan Trust
Mortgage Loan Asset-Backed Certificates
Series 2007-2**

Distribution Date: 25-Oct-07

Asset-Backed Facts ~ 15 Month Historical Loan Status Summary Part I (as of Cut-Off)

Distribution Date	Current		Delinq 1 Month		Delinq 2 Months		Delinq 3+ Months		Bankruptcy		Foreclosure		REO	
	Count	Balance	Count	Balance	Count	Balance	Count	Balance	Count	Balance	Count	Balance	Count	Balance
Group 1 - Total														
25-Oct-07	3,425	641,323,611	106	21,790,458	86	17,248,178	15	3,862,454	6	1,346,147	63	12,990,383	1	142,555
25-Sep-07	3,523	661,639,390	120	24,255,331	49	10,268,191	4	861,446	4	865,189	28	5,979,580	0	0
27-Aug-07	3,635	685,111,787	75	15,466,125	24	5,234,112	3	765,329	4	778,421	12	2,359,707	0	0
25-Jul-07	3,716	702,204,095	52	10,299,556	16	3,832,555	1	283,710	5	911,572	2	223,313	0	0
25-Jun-07	3,787	716,228,072	22	5,578,970	1	283,769	0	0	3	645,487	0	0	0	0
25-May-07	3,826	725,825,372	3	794,544	0	0	0	0	0	0	0	0	0	0

Group 1 - Total														
25-Oct-07	92.52%	91.79%	2.86%	3.12%	2.32%	2.47%	0.41%	0.55%	0.16%	0.19%	1.70%	1.86%	0.03%	0.02%
25-Sep-07	94.50%	94.00%	3.22%	3.45%	1.31%	1.46%	0.11%	0.12%	0.11%	0.12%	0.75%	0.85%	0.00%	0.00%
27-Aug-07	96.86%	96.53%	2.00%	2.18%	0.64%	0.74%	0.08%	0.11%	0.11%	0.11%	0.32%	0.33%	0.00%	0.00%
25-Jul-07	98.00%	97.83%	1.37%	1.43%	0.42%	0.53%	0.03%	0.04%	0.13%	0.13%	0.05%	0.03%	0.00%	0.00%
25-Jun-07	99.32%	99.10%	0.58%	0.77%	0.03%	0.04%	0.00%	0.00%	0.08%	0.09%	0.00%	0.00%	0.00%	0.00%
25-May-07	99.92%	99.89%	0.08%	0.11%	0.00%	0.00%	0.00%	0.00%	0.00%	0.00%	0.00%	0.00%	0.00%	0.00%

Delinquency Balances are Exclusive of REO, Foreclosures and Bankruptcies.



**First Franklin Mortgage Loan Trust
Mortgage Loan Asset-Backed Certificates
Series 2007-2**

**Distribution Date: 25-Oct-07
Asset-Backed Facts ~ 15 Month Historical Loan Status Summary Part I (as of Cut-Off)**

Distribution Date	Current		Delinq 1 Month		Delinq 2 Months		Delinq 3+ Months		Bankruptcy		Foreclosure		REO		
	Count	Balance	Count	Balance	Count	Balance	Count	Balance	Count	Balance	Count	Balance	Count	Balance	
Group 1 Fixed															
25-Oct-07	804	128,309,945	19	2,600,685	17	2,322,221	4	550,236	2	593,891	10	1,460,294	1	142,555	
25-Sep-07	822	131,191,089	22	3,175,269	9	1,128,155	2	292,548	1	308,566	5	756,455	0	0	
27-Aug-07	841	134,133,519	14	2,087,562	5	686,320	0	0	2	369,052	2	301,460	0	0	
25-Jul-07	855	136,546,321	13	1,887,066	2	424,546	0	0	2	369,147	1	103,508	0	0	
25-Jun-07	871	138,726,824	4	831,269	0	0	0	0	1	308,785	0	0	0	0	
25-May-07	879	140,569,100	0	0	0	0	0	0	0	0	0	0	0	0	

Group 1 Fixed															
25-Oct-07	93.82%	94.36%	2.22%	1.91%	1.98%	1.71%	0.47%	0.40%	0.23%	0.44%	1.17%	1.07%	0.12%	0.10%	
25-Sep-07	95.47%	95.86%	2.56%	2.32%	1.05%	0.82%	0.23%	0.21%	0.12%	0.23%	0.58%	0.55%	0.00%	0.00%	
27-Aug-07	97.34%	97.50%	1.62%	1.52%	0.58%	0.50%	0.00%	0.00%	0.23%	0.27%	0.23%	0.22%	0.00%	0.00%	
25-Jul-07	97.94%	98.00%	1.49%	1.35%	0.23%	0.30%	0.00%	0.00%	0.23%	0.26%	0.11%	0.07%	0.00%	0.00%	
25-Jun-07	99.43%	99.18%	0.46%	0.59%	0.00%	0.00%	0.00%	0.00%	0.11%	0.22%	0.00%	0.00%	0.00%	0.00%	
25-May-07	100.00%	100.00%	0.00%	0.00%	0.00%	0.00%	0.00%	0.00%	0.00%	0.00%	0.00%	0.00%	0.00%	0.00%	

Delinquency Balances are Exclusive of REO, Foreclosures and Bankruptcies.



**First Franklin Mortgage Loan Trust
Mortgage Loan Asset-Backed Certificates
Series 2007-2**

Distribution Date: 25-Oct-07

Asset-Backed Facts ~ 15 Month Historical Loan Status Summary Part I (as of Cut-Off)

Distribution Date	Current		Delinq 1 Month		Delinq 2 Months		Delinq 3+ Months		Bankruptcy		Foreclosure		REO	
	Count	Balance	Count	Balance	Count	Balance	Count	Balance	Count	Balance	Count	Balance	Count	Balance
Group 1 ARM														
25-Oct-07	2,621	513,013,666	87	19,189,773	69	14,925,957	11	3,312,218	4	752,256	53	11,530,089	0	0
25-Sep-07	2,701	530,448,301	98	21,080,062	40	9,140,036	2	568,897	3	556,623	23	5,223,126	0	0
27-Aug-07	2,794	550,978,268	61	13,378,563	19	4,547,793	3	765,329	2	409,370	10	2,058,247	0	0
25-Jul-07	2,861	565,657,774	39	8,412,490	14	3,408,008	1	283,710	3	542,425	1	119,805	0	0
25-Jun-07	2,916	577,501,248	18	4,747,701	1	283,769	0	0	2	336,702	0	0	0	0
25-May-07	2,947	585,256,272	3	794,544	0	0	0	0	0	0	0	0	0	0

Group 1 ARM														
25-Oct-07	92.13%	91.17%	3.06%	3.41%	2.43%	2.65%	0.39%	0.59%	0.14%	0.13%	1.86%	2.05%	0.00%	0.00%
25-Sep-07	94.21%	93.55%	3.42%	3.72%	1.40%	1.61%	0.07%	0.10%	0.10%	0.10%	0.80%	0.92%	0.00%	0.00%
27-Aug-07	96.71%	96.30%	2.11%	2.34%	0.66%	0.79%	0.10%	0.13%	0.07%	0.07%	0.35%	0.36%	0.00%	0.00%
25-Jul-07	98.01%	97.79%	1.34%	1.45%	0.48%	0.59%	0.03%	0.05%	0.10%	0.09%	0.03%	0.02%	0.00%	0.00%
25-Jun-07	99.28%	99.08%	0.61%	0.81%	0.03%	0.05%	0.00%	0.00%	0.07%	0.06%	0.00%	0.00%	0.00%	0.00%
25-May-07	99.90%	99.86%	0.10%	0.14%	0.00%	0.00%	0.00%	0.00%	0.00%	0.00%	0.00%	0.00%	0.00%	0.00%

Delinquency Balances are Exclusive of REO, Foreclosures and Bankruptcies.



**First Franklin Mortgage Loan Trust
Mortgage Loan Asset-Backed Certificates
Series 2007-2**

**Distribution Date: 25-Oct-07
Asset-Backed Facts ~ 15 Month Historical Loan Status Summary Part I (as of Cut-Off)**

Distribution Date	Current		Delinq 1 Month		Delinq 2 Months		Delinq 3+ Months		Bankruptcy		Foreclosure		REO		
	Count	Balance	Count	Balance	Count	Balance	Count	Balance	Count	Balance	Count	Balance	Count	Balance	
Group 2 - Total															
25-Oct-07	5,476	1,059,163,816	250	57,039,248	138	37,704,254	20	4,113,838	14	2,298,113	171	57,781,390	4	373,663	
25-Sep-07	5,669	1,107,398,535	206	50,084,276	121	37,818,645	11	1,974,855	12	1,856,716	75	24,153,102	0	0	
27-Aug-07	5,850	1,154,065,000	176	47,598,681	58	16,034,516	1	53,528	9	1,219,633	33	10,923,419	0	0	
25-Jul-07	6,032	1,208,391,074	120	33,932,409	31	9,454,571	0	0	8	1,007,004	5	1,328,788	0	0	
25-Jun-07	6,174	1,246,743,071	46	13,999,210	4	1,350,630	0	0	4	605,068	0	0	0	0	
25-May-07	6,240	1,266,855,381	6	1,831,920	0	0	0	0	0	0	0	0	0	0	

Group 2 - Total															
25-Oct-07	90.17%	86.93%	4.12%	4.68%	2.27%	3.09%	0.33%	0.34%	0.23%	0.19%	2.82%	4.74%	0.07%	0.03%	
25-Sep-07	93.03%	90.53%	3.38%	4.09%	1.99%	3.09%	0.18%	0.16%	0.20%	0.15%	1.23%	1.97%	0.00%	0.00%	
27-Aug-07	95.48%	93.83%	2.87%	3.87%	0.95%	1.30%	0.02%	0.00%	0.15%	0.10%	0.54%	0.89%	0.00%	0.00%	
25-Jul-07	97.35%	96.35%	1.94%	2.71%	0.50%	0.75%	0.00%	0.00%	0.13%	0.08%	0.08%	0.11%	0.00%	0.00%	
25-Jun-07	99.13%	98.74%	0.74%	1.11%	0.06%	0.11%	0.00%	0.00%	0.06%	0.05%	0.00%	0.00%	0.00%	0.00%	
25-May-07	99.90%	99.86%	0.10%	0.14%	0.00%	0.00%	0.00%	0.00%	0.00%	0.00%	0.00%	0.00%	0.00%	0.00%	

Delinquency Balances are Exclusive of REO, Foreclosures and Bankruptcies.



**First Franklin Mortgage Loan Trust
Mortgage Loan Asset-Backed Certificates
Series 2007-2**

**Distribution Date: 25-Oct-07
Asset-Backed Facts ~ 15 Month Historical Loan Status Summary Part I (as of Cut-Off)**

Distribution Date	Current		Delinq 1 Month		Delinq 2 Months		Delinq 3+ Months		Bankruptcy		Foreclosure		REO	
	Count	Balance	Count	Balance	Count	Balance	Count	Balance	Count	Balance	Count	Balance	Count	Balance
Group 2 Fixed														
25-Oct-07	1,651	201,292,367	75	10,948,089	31	4,795,996	6	842,377	7	748,903	37	6,362,164	1	58,611
25-Sep-07	1,702	208,494,038	60	9,021,192	27	4,710,497	3	293,438	6	687,242	18	3,144,963	0	0
27-Aug-07	1,742	215,501,454	54	7,615,725	16	2,298,178	0	0	7	750,803	7	1,251,813	0	0
25-Jul-07	1,799	224,775,005	30	3,881,215	4	479,148	0	0	6	538,121	3	501,342	0	0
25-Jun-07	1,837	229,379,889	9	1,615,396	2	468,439	0	0	3	332,858	0	0	0	0
25-May-07	1,853	232,198,533	2	468,581	0	0	0	0	0	0	0	0	0	0

Group 2 Fixed														
Distribution Date	Current	Delinq 1 Month	Delinq 2 Months	Delinq 3+ Months	Bankruptcy	Foreclosure	REO							
	Count	Balance	Count	Balance	Count	Balance	Count	Balance	Count	Balance	Count	Balance	Count	Balance
25-Oct-07	91.32%	89.44%	4.15%	4.86%	1.71%	2.13%	0.33%	0.37%	0.39%	0.33%	2.05%	2.83%	0.06%	0.03%
25-Sep-07	93.72%	92.11%	3.30%	3.99%	1.49%	2.08%	0.17%	0.13%	0.33%	0.30%	0.99%	1.39%	0.00%	0.00%
27-Aug-07	95.40%	94.76%	2.96%	3.35%	0.88%	1.01%	0.00%	0.00%	0.38%	0.33%	0.38%	0.55%	0.00%	0.00%
25-Jul-07	97.67%	97.65%	1.63%	1.69%	0.22%	0.21%	0.00%	0.00%	0.33%	0.23%	0.16%	0.22%	0.00%	0.00%
25-Jun-07	99.24%	98.96%	0.49%	0.70%	0.11%	0.20%	0.00%	0.00%	0.16%	0.14%	0.00%	0.00%	0.00%	0.00%
25-May-07	99.89%	99.80%	0.11%	0.20%	0.00%	0.00%	0.00%	0.00%	0.00%	0.00%	0.00%	0.00%	0.00%	0.00%

Delinquency Balances are Exclusive of REO, Foreclosures and Bankruptcies.



**First Franklin Mortgage Loan Trust
Mortgage Loan Asset-Backed Certificates
Series 2007-2**

**Distribution Date: 25-Oct-07
Asset-Backed Facts ~ 15 Month Historical Loan Status Summary Part I (as of Cut-Off)**

Distribution Date	Current		Delinq 1 Month		Delinq 2 Months		Delinq 3+ Months		Bankruptcy		Foreclosure		REO	
	Count	Balance	Count	Balance	Count	Balance	Count	Balance	Count	Balance	Count	Balance	Count	Balance
Group 2 ARM														
25-Oct-07	3,825	857,871,449	175	46,091,160	107	32,908,258	14	3,271,461	7	1,549,210	134	51,419,226	3	315,051
25-Sep-07	3,967	898,904,497	146	41,063,084	94	33,108,148	8	1,681,417	6	1,169,474	57	21,008,139	0	0
27-Aug-07	4,108	938,563,546	122	39,982,956	42	13,736,338	1	53,528	2	468,830	26	9,671,606	0	0
25-Jul-07	4,233	983,616,070	90	30,051,194	27	8,975,423	0	0	2	468,883	2	827,446	0	0
25-Jun-07	4,337	1,017,363,182	37	12,383,814	2	882,191	0	0	1	272,210	0	0	0	0
25-May-07	4,387	1,034,656,847	4	1,363,338	0	0	0	0	0	0	0	0	0	0

Group 2 ARM														
25-Oct-07	89.68%	86.35%	4.10%	4.64%	2.51%	3.31%	0.33%	0.33%	0.16%	0.16%	3.14%	5.18%	0.07%	0.03%
25-Sep-07	92.73%	90.17%	3.41%	4.12%	2.20%	3.32%	0.19%	0.17%	0.14%	0.12%	1.33%	2.11%	0.00%	0.00%
27-Aug-07	95.51%	93.62%	2.84%	3.99%	0.98%	1.37%	0.02%	0.01%	0.05%	0.05%	0.60%	0.96%	0.00%	0.00%
25-Jul-07	97.22%	96.06%	2.07%	2.93%	0.62%	0.88%	0.00%	0.00%	0.05%	0.05%	0.05%	0.08%	0.00%	0.00%
25-Jun-07	99.09%	98.69%	0.85%	1.20%	0.05%	0.09%	0.00%	0.00%	0.02%	0.03%	0.00%	0.00%	0.00%	0.00%
25-May-07	99.91%	99.87%	0.09%	0.13%	0.00%	0.00%	0.00%	0.00%	0.00%	0.00%	0.00%	0.00%	0.00%	0.00%

Delinquency Balances are Exclusive of REO, Foreclosures and Bankruptcies.



**First Franklin Mortgage Loan Trust
Mortgage Loan Asset-Backed Certificates
Series 2007-2**

Distribution Date: 25-Oct-07

Asset-Backed Facts ~ 15 Month Historical Loan Status Summary Part II (as of Cut-Off)

Distribution Date	----- In Foreclosure and Delinquent -----								----- In REO and Delinquent -----								----- In Bankruptcy and Delinquent -----							
	Current		31-60 Days		61-90 Days		90 + Days		Current		31-60 Days		61-90 Days		90 + Days		Current		31-60 Days		61-90 Days		90 + Days	
#	Balance	#	Balance	#	Balance	#	Balance	#	Balance	#	Balance	#	Balance	#	Balance	#	Balance	#	Balance	#	Balance	#	Balance	
Total (All Loans)																								
25-Oct-07	0	0	0	0	0	0	234	70,771,773	0	0	0	0	0	0	5	516,218	11	2,327,267	1	168,900	1	147,307	7	1,000,786
25-Sep-07	0	0	0	0	0	0	103	30,132,682	0	0	0	0	0	0	0	0	10	1,745,389	2	350,838	2	294,427	2	331,250
27-Aug-07	0	0	0	0	19	6,490,417	26	6,792,709	0	0	0	0	0	0	0	0	11	1,725,872	1	75,563	0	0	1	196,620
25-Jul-07	0	0	1	407,725	5	1,072,574	1	71,802	0	0	0	0	0	0	0	0	11	1,589,000	0	0	2	329,576	0	0
25-Jun-07	0	0	0	0	0	0	0	0	0	0	0	0	0	0	0	0	6	1,117,632	1	132,922	0	0	0	0
25-May-07	0	0	0	0	0	0	0	0	0	0	0	0	0	0	0	0	0	0	0	0	0	0	0	0

Total (All Loans)																								
Distribution Date	Current	31-60 Days	61-90 Days	90 + Days	Current	31-60 Days	61-90 Days	90 + Days	Current	31-60 Days	61-90 Days	90 + Days	Current	31-60 Days	61-90 Days	90 + Days	Current	31-60 Days	61-90 Days	90 + Days	Current	31-60 Days	61-90 Days	90 + Days
25-Oct-07	0.00%	0.00%	0.00%	0.00%	0.00%	0.00%	2.39%	3.69%	0.00%	0.00%	0.00%	0.00%	0.00%	0.00%	0.05%	0.03%	0.11%	0.12%	0.01%	0.01%	0.01%	0.01%	0.07%	0.05%
25-Sep-07	0.00%	0.00%	0.00%	0.00%	0.00%	0.00%	1.05%	1.56%	0.00%	0.00%	0.00%	0.00%	0.00%	0.00%	0.10%	0.09%	0.02%	0.02%	0.02%	0.02%	0.02%	0.02%	0.02%	0.02%
27-Aug-07	0.00%	0.00%	0.00%	0.00%	0.19%	0.33%	0.26%	0.35%	0.00%	0.00%	0.00%	0.00%	0.00%	0.00%	0.11%	0.09%	0.01%	0.00%	0.00%	0.00%	0.00%	0.01%	0.01%	0.01%
25-Jul-07	0.00%	0.00%	0.01%	0.02%	0.05%	0.05%	0.01%	0.00%	0.00%	0.00%	0.00%	0.00%	0.00%	0.00%	0.11%	0.08%	0.00%	0.00%	0.02%	0.02%	0.00%	0.00%	0.00%	0.00%
25-Jun-07	0.00%	0.00%	0.00%	0.00%	0.00%	0.00%	0.00%	0.00%	0.00%	0.00%	0.00%	0.00%	0.00%	0.00%	0.06%	0.06%	0.01%	0.01%	0.00%	0.00%	0.00%	0.00%	0.00%	0.00%
25-May-07	0.00%	0.00%	0.00%	0.00%	0.00%	0.00%	0.00%	0.00%	0.00%	0.00%	0.00%	0.00%	0.00%	0.00%	0.00%	0.00%	0.00%	0.00%	0.00%	0.00%	0.00%	0.00%	0.00%	0.00%



**First Franklin Mortgage Loan Trust
Mortgage Loan Asset-Backed Certificates
Series 2007-2**

Distribution Date: 25-Oct-07

Asset-Backed Facts ~ 15 Month Historical Loan Status Summary Part II (as of Cut-Off)

Distribution Date	----- In Foreclosure and Delinquent -----								----- In REO and Delinquent -----								----- In Bankruptcy and Delinquent -----							
	Current		31-60 Days		61-90 Days		90 + Days		Current		31-60 Days		61-90 Days		90 + Days		Current		31-60 Days		61-90 Days		90 + Days	
#	Balance	#	Balance	#	Balance	#	Balance	#	Balance	#	Balance	#	Balance	#	Balance	#	Balance	#	Balance	#	Balance	#	Balance	
Group 1 - Total																								
25-Oct-07	0	0	0	0	0	0	63	12,990,383	0	0	0	0	0	0	1	142,555	4	936,061	0	0	1	147,307	1	262,779
25-Sep-07	0	0	0	0	0	0	28	5,979,580	0	0	0	0	0	0	0	0	2	514,350	2	350,838	0	0	0	0
27-Aug-07	0	0	0	0	4	883,123	8	1,476,585	0	0	0	0	0	0	0	0	4	778,421	0	0	0	0	0	0
25-Jul-07	0	0	0	0	2	223,313	0	0	0	0	0	0	0	0	0	0	4	778,669	0	0	1	132,903	0	0
25-Jun-07	0	0	0	0	0	0	0	0	0	0	0	0	0	0	0	0	2	512,565	1	132,922	0	0	0	0
25-May-07	0	0	0	0	0	0	0	0	0	0	0	0	0	0	0	0	0	0	0	0	0	0	0	0

Group 1 - Total																								
Date	Current	31-60 Days	61-90 Days	90 + Days	Current	31-60 Days	61-90 Days	90 + Days	Current	31-60 Days	61-90 Days	90 + Days	Current	31-60 Days	61-90 Days	90 + Days	Current	31-60 Days	61-90 Days	90 + Days	Current	31-60 Days	61-90 Days	90 + Days
25-Oct-07	0.00%	0.00%	0.00%	0.00%	0.00%	0.00%	0.00%	1.70%	0.00%	0.00%	0.00%	0.00%	0.00%	0.00%	0.00%	0.00%	0.03%	0.02%	0.11%	0.13%	0.00%	0.00%	0.03%	0.02%
25-Sep-07	0.00%	0.00%	0.00%	0.00%	0.00%	0.00%	0.00%	0.75%	0.00%	0.00%	0.00%	0.00%	0.00%	0.00%	0.00%	0.00%	0.05%	0.07%	0.05%	0.05%	0.00%	0.00%	0.00%	0.00%
27-Aug-07	0.00%	0.00%	0.00%	0.00%	0.11%	0.12%	0.21%	0.00%	0.00%	0.00%	0.00%	0.00%	0.00%	0.00%	0.11%	0.11%	0.00%	0.00%	0.00%	0.00%	0.00%	0.00%	0.00%	0.00%
25-Jul-07	0.00%	0.00%	0.00%	0.00%	0.05%	0.03%	0.00%	0.00%	0.00%	0.00%	0.00%	0.00%	0.00%	0.00%	0.11%	0.11%	0.00%	0.00%	0.00%	0.03%	0.03%	0.02%	0.00%	0.00%
25-Jun-07	0.00%	0.00%	0.00%	0.00%	0.00%	0.00%	0.00%	0.00%	0.00%	0.00%	0.00%	0.00%	0.00%	0.00%	0.05%	0.07%	0.03%	0.02%	0.00%	0.02%	0.00%	0.00%	0.00%	0.00%
25-May-07	0.00%	0.00%	0.00%	0.00%	0.00%	0.00%	0.00%	0.00%	0.00%	0.00%	0.00%	0.00%	0.00%	0.00%	0.00%	0.00%	0.00%	0.00%	0.00%	0.00%	0.00%	0.00%	0.00%	0.00%



**First Franklin Mortgage Loan Trust
Mortgage Loan Asset-Backed Certificates
Series 2007-2**

Distribution Date: 25-Oct-07

Asset-Backed Facts ~ 15 Month Historical Loan Status Summary Part II (as of Cut-Off)

Distribution Date	----- In Foreclosure and Delinquent -----								----- In REO and Delinquent -----								----- In Bankruptcy and Delinquent -----							
	Current		31-60 Days		61-90 Days		90 + Days		Current		31-60 Days		61-90 Days		90 + Days		Current		31-60 Days		61-90 Days		90 + Days	
#	Balance	#	Balance	#	Balance	#	Balance	#	Balance	#	Balance	#	Balance	#	Balance	#	Balance	#	Balance	#	Balance	#	Balance	
Group 1 Fixed																								
25-Oct-07	0	0	0	0	0	0	10	1,460,294	0	0	0	0	0	0	1	142,555	2	593,891	0	0	0	0	0	0
25-Sep-07	0	0	0	0	0	0	5	756,455	0	0	0	0	0	0	0	0	1	308,566	0	0	0	0	0	0
27-Aug-07	0	0	0	0	1	198,001	1	103,459	0	0	0	0	0	0	0	0	2	369,052	0	0	0	0	0	0
25-Jul-07	0	0	0	0	1	103,508	0	0	0	0	0	0	0	0	0	0	2	369,147	0	0	0	0	0	0
25-Jun-07	0	0	0	0	0	0	0	0	0	0	0	0	0	0	0	0	1	308,785	0	0	0	0	0	0
25-May-07	0	0	0	0	0	0	0	0	0	0	0	0	0	0	0	0	0	0	0	0	0	0	0	0

Group 1 Fixed																								
25-Oct-07	0.00%	0.00%	0.00%	0.00%	0.00%	0.00%	1.17%	1.07%	0.00%	0.00%	0.00%	0.00%	0.00%	0.00%	0.12%	0.10%	0.23%	0.44%	0.00%	0.00%	0.00%	0.00%	0.00%	0.00%
25-Sep-07	0.00%	0.00%	0.00%	0.00%	0.00%	0.00%	0.58%	0.55%	0.00%	0.00%	0.00%	0.00%	0.00%	0.00%	0.00%	0.00%	0.12%	0.23%	0.00%	0.00%	0.00%	0.00%	0.00%	0.00%
27-Aug-07	0.00%	0.00%	0.00%	0.00%	0.12%	0.14%	0.12%	0.08%	0.00%	0.00%	0.00%	0.00%	0.00%	0.00%	0.00%	0.00%	0.23%	0.27%	0.00%	0.00%	0.00%	0.00%	0.00%	0.00%
25-Jul-07	0.00%	0.00%	0.00%	0.00%	0.11%	0.07%	0.00%	0.00%	0.00%	0.00%	0.00%	0.00%	0.00%	0.00%	0.00%	0.00%	0.23%	0.26%	0.00%	0.00%	0.00%	0.00%	0.00%	0.00%
25-Jun-07	0.00%	0.00%	0.00%	0.00%	0.00%	0.00%	0.00%	0.00%	0.00%	0.00%	0.00%	0.00%	0.00%	0.00%	0.00%	0.00%	0.11%	0.22%	0.00%	0.00%	0.00%	0.00%	0.00%	0.00%
25-May-07	0.00%	0.00%	0.00%	0.00%	0.00%	0.00%	0.00%	0.00%	0.00%	0.00%	0.00%	0.00%	0.00%	0.00%	0.00%	0.00%	0.00%	0.00%	0.00%	0.00%	0.00%	0.00%	0.00%	0.00%



**First Franklin Mortgage Loan Trust
Mortgage Loan Asset-Backed Certificates
Series 2007-2**

Distribution Date: 25-Oct-07

Asset-Backed Facts ~ 15 Month Historical Loan Status Summary Part II (as of Cut-Off)

Distribution Date	----- In Foreclosure and Delinquent -----								----- In REO and Delinquent -----								----- In Bankruptcy and Delinquent -----								
	Current		31-60 Days		61-90 Days		90 + Days		Current		31-60 Days		61-90 Days		90 + Days		Current		31-60 Days		61-90 Days		90 + Days		
#	Balance	#	Balance	#	Balance	#	Balance	#	Balance	#	Balance	#	Balance	#	Balance	#	Balance	#	Balance	#	Balance	#	Balance		
Group 1 ARM																									
25-Oct-07	0	0	0	0	0	0	53	11,530,089	0	0	0	0	0	0	0	0	0	2	342,170	0	0	1	147,307	1	262,779
25-Sep-07	0	0	0	0	0	0	23	5,223,126	0	0	0	0	0	0	0	0	0	1	205,785	2	350,838	0	0	0	0
27-Aug-07	0	0	0	0	3	685,122	7	1,373,125	0	0	0	0	0	0	0	0	0	2	409,370	0	0	0	0	0	0
25-Jul-07	0	0	0	0	1	119,805	0	0	0	0	0	0	0	0	0	0	0	2	409,522	0	0	1	132,903	0	0
25-Jun-07	0	0	0	0	0	0	0	0	0	0	0	0	0	0	0	0	0	1	203,779	1	132,922	0	0	0	0
25-May-07	0	0	0	0	0	0	0	0	0	0	0	0	0	0	0	0	0	0	0	0	0	0	0	0	0

Group 1 ARM																									
25-Oct-07	0.00%	0.00%	0.00%	0.00%	0.00%	0.00%	1.86%	2.05%	0.00%	0.00%	0.00%	0.00%	0.00%	0.00%	0.00%	0.00%	0.00%	0.07%	0.06%	0.00%	0.00%	0.04%	0.03%	0.04%	0.05%
25-Sep-07	0.00%	0.00%	0.00%	0.00%	0.00%	0.00%	0.80%	0.92%	0.00%	0.00%	0.00%	0.00%	0.00%	0.00%	0.00%	0.00%	0.00%	0.03%	0.04%	0.07%	0.06%	0.00%	0.00%	0.00%	0.00%
27-Aug-07	0.00%	0.00%	0.00%	0.00%	0.10%	0.12%	0.24%	0.00%	0.00%	0.00%	0.00%	0.00%	0.00%	0.00%	0.00%	0.00%	0.00%	0.07%	0.07%	0.00%	0.00%	0.00%	0.00%	0.00%	0.00%
25-Jul-07	0.00%	0.00%	0.00%	0.00%	0.03%	0.02%	0.00%	0.00%	0.00%	0.00%	0.00%	0.00%	0.00%	0.00%	0.00%	0.00%	0.00%	0.07%	0.07%	0.00%	0.00%	0.03%	0.02%	0.00%	0.00%
25-Jun-07	0.00%	0.00%	0.00%	0.00%	0.00%	0.00%	0.00%	0.00%	0.00%	0.00%	0.00%	0.00%	0.00%	0.00%	0.00%	0.00%	0.00%	0.03%	0.03%	0.03%	0.02%	0.00%	0.00%	0.00%	0.00%
25-May-07	0.00%	0.00%	0.00%	0.00%	0.00%	0.00%	0.00%	0.00%	0.00%	0.00%	0.00%	0.00%	0.00%	0.00%	0.00%	0.00%	0.00%	0.00%	0.00%	0.00%	0.00%	0.00%	0.00%	0.00%	0.00%



**First Franklin Mortgage Loan Trust
Mortgage Loan Asset-Backed Certificates
Series 2007-2**

Distribution Date: 25-Oct-07

Asset-Backed Facts ~ 15 Month Historical Loan Status Summary Part II (as of Cut-Off)

Distribution Date	----- In Foreclosure and Delinquent -----								----- In REO and Delinquent -----								----- In Bankruptcy and Delinquent -----								
	Current		31-60 Days		61-90 Days		90 + Days		Current		31-60 Days		61-90 Days		90 + Days		Current		31-60 Days		61-90 Days		90 + Days		
#	Balance	#	Balance	#	Balance	#	Balance	#	Balance	#	Balance	#	Balance	#	Balance	#	Balance	#	Balance	#	Balance	#	Balance		
Group 2 - Total																									
25-Oct-07	0	0	0	0	0	0	0	171	57,781,390	0	0	0	0	0	0	4	373,663	7	1,391,206	1	168,900	0	0	6	738,007
25-Sep-07	0	0	0	0	0	0	0	75	24,153,102	0	0	0	0	0	0	0	0	8	1,231,038	0	0	2	294,427	2	331,250
27-Aug-07	0	0	0	0	15	5,607,294	18	5,316,125	0	0	0	0	0	0	0	0	0	7	947,450	1	75,563	0	0	1	196,620
25-Jul-07	0	0	1	407,725	3	849,261	1	71,802	0	0	0	0	0	0	0	0	0	7	810,331	0	0	1	196,673	0	0
25-Jun-07	0	0	0	0	0	0	0	0	0	0	0	0	0	0	0	0	0	4	605,068	0	0	0	0	0	0
25-May-07	0	0	0	0	0	0	0	0	0	0	0	0	0	0	0	0	0	0	0	0	0	0	0	0	0

Group 2 - Total																									
Distribution Date	Current	31-60 Days	61-90 Days	90 + Days	Current	31-60 Days	61-90 Days	90 + Days	Current	31-60 Days	61-90 Days	90 + Days	Current	31-60 Days	61-90 Days	90 + Days	Current	31-60 Days	61-90 Days	90 + Days	Current	31-60 Days	61-90 Days	90 + Days	
25-Oct-07	0.00%	0.00%	0.00%	0.00%	0.00%	0.00%	0.00%	2.82%	4.74%	0.00%	0.00%	0.00%	0.00%	0.00%	0.00%	0.00%	0.00%	0.00%	0.00%	0.00%	0.00%	0.00%	0.00%	0.00%	0.00%
25-Sep-07	0.00%	0.00%	0.00%	0.00%	0.00%	0.00%	0.00%	1.23%	1.97%	0.00%	0.00%	0.00%	0.00%	0.00%	0.00%	0.00%	0.00%	0.00%	0.00%	0.00%	0.00%	0.00%	0.00%	0.00%	0.00%
27-Aug-07	0.00%	0.00%	0.00%	0.00%	0.24%	0.46%	0.29%	0.43%	0.00%	0.00%	0.00%	0.00%	0.00%	0.00%	0.00%	0.00%	0.00%	0.00%	0.00%	0.00%	0.00%	0.00%	0.00%	0.00%	0.00%
25-Jul-07	0.00%	0.00%	0.02%	0.03%	0.05%	0.07%	0.02%	0.01%	0.00%	0.00%	0.00%	0.00%	0.00%	0.00%	0.00%	0.00%	0.00%	0.00%	0.00%	0.00%	0.00%	0.00%	0.00%	0.00%	0.00%
25-Jun-07	0.00%	0.00%	0.00%	0.00%	0.00%	0.00%	0.00%	0.00%	0.00%	0.00%	0.00%	0.00%	0.00%	0.00%	0.00%	0.00%	0.00%	0.00%	0.00%	0.00%	0.00%	0.00%	0.00%	0.00%	0.00%
25-May-07	0.00%	0.00%	0.00%	0.00%	0.00%	0.00%	0.00%	0.00%	0.00%	0.00%	0.00%	0.00%	0.00%	0.00%	0.00%	0.00%	0.00%	0.00%	0.00%	0.00%	0.00%	0.00%	0.00%	0.00%	0.00%



**First Franklin Mortgage Loan Trust
Mortgage Loan Asset-Backed Certificates
Series 2007-2**

Distribution Date: 25-Oct-07

Asset-Backed Facts ~ 15 Month Historical Loan Status Summary Part II (as of Cut-Off)

Distribution Date	----- In Foreclosure and Delinquent -----								----- In REO and Delinquent -----								----- In Bankruptcy and Delinquent -----							
	Current		31-60 Days		61-90 Days		90 + Days		Current		31-60 Days		61-90 Days		90 + Days		Current		31-60 Days		61-90 Days		90 + Days	
#	Balance	#	Balance	#	Balance	#	Balance	#	Balance	#	Balance	#	Balance	#	Balance	#	Balance	#	Balance	#	Balance	#	Balance	
Group 2 Fixed																								
25-Oct-07	0	0	0	0	0	0	37	6,362,164	0	0	0	0	0	0	1	58,611	4	442,640	1	168,900	0	0	2	137,363
25-Sep-07	0	0	0	0	0	0	18	3,144,963	0	0	0	0	0	0	0	0	5	611,689	0	0	1	75,554	0	0
27-Aug-07	0	0	0	0	3	670,957	4	580,856	0	0	0	0	0	0	0	0	6	675,240	1	75,563	0	0	0	0
25-Jul-07	0	0	0	0	2	429,540	1	71,802	0	0	0	0	0	0	0	0	6	538,121	0	0	0	0	0	0
25-Jun-07	0	0	0	0	0	0	0	0	0	0	0	0	0	0	0	0	3	332,858	0	0	0	0	0	0
25-May-07	0	0	0	0	0	0	0	0	0	0	0	0	0	0	0	0	0	0	0	0	0	0	0	0

Group 2 Fixed																								
Distribution Date	Current	31-60 Days	61-90 Days	90 + Days	Current	31-60 Days	61-90 Days	90 + Days	Current	31-60 Days	61-90 Days	90 + Days	Current	31-60 Days	61-90 Days	90 + Days	Current	31-60 Days	61-90 Days	90 + Days	Current	31-60 Days	61-90 Days	90 + Days
25-Oct-07	0.00%	0.00%	0.00%	0.00%	0.00%	0.00%	0.00%	2.05%	2.83%	0.00%	0.00%	0.00%	0.00%	0.00%	0.00%	0.00%	0.06%	0.03%	0.22%	0.20%	0.06%	0.08%	0.00%	0.00%
25-Sep-07	0.00%	0.00%	0.00%	0.00%	0.00%	0.00%	0.00%	0.99%	1.39%	0.00%	0.00%	0.00%	0.00%	0.00%	0.00%	0.00%	0.00%	0.00%	0.28%	0.27%	0.00%	0.00%	0.06%	0.03%
27-Aug-07	0.00%	0.00%	0.00%	0.00%	0.16%	0.30%	0.22%	0.26%	0.00%	0.00%	0.00%	0.00%	0.00%	0.00%	0.00%	0.00%	0.33%	0.30%	0.05%	0.03%	0.00%	0.00%	0.00%	0.00%
25-Jul-07	0.00%	0.00%	0.00%	0.00%	0.11%	0.19%	0.05%	0.03%	0.00%	0.00%	0.00%	0.00%	0.00%	0.00%	0.00%	0.00%	0.33%	0.23%	0.00%	0.00%	0.00%	0.00%	0.00%	0.00%
25-Jun-07	0.00%	0.00%	0.00%	0.00%	0.00%	0.00%	0.00%	0.00%	0.00%	0.00%	0.00%	0.00%	0.00%	0.00%	0.00%	0.00%	0.16%	0.14%	0.00%	0.00%	0.00%	0.00%	0.00%	0.00%
25-May-07	0.00%	0.00%	0.00%	0.00%	0.00%	0.00%	0.00%	0.00%	0.00%	0.00%	0.00%	0.00%	0.00%	0.00%	0.00%	0.00%	0.00%	0.00%	0.00%	0.00%	0.00%	0.00%	0.00%	0.00%



**First Franklin Mortgage Loan Trust
Mortgage Loan Asset-Backed Certificates
Series 2007-2**

Distribution Date: 25-Oct-07

Asset-Backed Facts ~ 15 Month Historical Loan Status Summary Part II (as of Cut-Off)

Distribution Date	----- In Foreclosure and Delinquent -----								----- In REO and Delinquent -----								----- In Bankruptcy and Delinquent -----							
	Current		31-60 Days		61-90 Days		90 + Days		Current		31-60 Days		61-90 Days		90 + Days		Current		31-60 Days		61-90 Days		90 + Days	
	#	Balance	#	Balance	#	Balance	#	Balance	#	Balance	#	Balance	#	Balance	#	Balance	#	Balance	#	Balance	#	Balance		
Group 2 ARM																								
25-Oct-07	0	0	0	0	0	0	134	51,419,226	0	0	0	0	0	0	3	315,051	3	948,566	0	0	0	0	4	600,644
25-Sep-07	0	0	0	0	0	0	57	21,008,139	0	0	0	0	0	0	0	0	3	619,350	0	0	1	218,874	2	331,250
27-Aug-07	0	0	0	0	12	4,936,337	14	4,735,269	0	0	0	0	0	0	0	0	1	272,210	0	0	0	0	1	196,620
25-Jul-07	0	0	1	407,725	1	419,722	0	0	0	0	0	0	0	0	0	0	1	272,210	0	0	1	196,673	0	0
25-Jun-07	0	0	0	0	0	0	0	0	0	0	0	0	0	0	0	0	1	272,210	0	0	0	0	0	0
25-May-07	0	0	0	0	0	0	0	0	0	0	0	0	0	0	0	0	0	0	0	0	0	0	0	0

Group 2 ARM																								
25-Oct-07	0.00%	0.00%	0.00%	0.00%	0.00%	0.00%	3.14%	5.18%	0.00%	0.00%	0.00%	0.00%	0.00%	0.00%	0.00%	0.00%	0.07%	0.03%	0.07%	0.10%	0.00%	0.00%	0.00%	0.00%
25-Sep-07	0.00%	0.00%	0.00%	0.00%	0.00%	0.00%	1.33%	2.11%	0.00%	0.00%	0.00%	0.00%	0.00%	0.00%	0.00%	0.00%	0.00%	0.00%	0.07%	0.06%	0.00%	0.00%	0.02%	0.02%
27-Aug-07	0.00%	0.00%	0.00%	0.00%	0.28%	0.49%	0.33%	0.47%	0.00%	0.00%	0.00%	0.00%	0.00%	0.00%	0.00%	0.00%	0.00%	0.02%	0.03%	0.00%	0.00%	0.00%	0.00%	0.02%
25-Jul-07	0.00%	0.00%	0.02%	0.04%	0.02%	0.04%	0.00%	0.00%	0.00%	0.00%	0.00%	0.00%	0.00%	0.00%	0.00%	0.00%	0.00%	0.02%	0.03%	0.00%	0.00%	0.02%	0.02%	0.00%
25-Jun-07	0.00%	0.00%	0.00%	0.00%	0.00%	0.00%	0.00%	0.00%	0.00%	0.00%	0.00%	0.00%	0.00%	0.00%	0.00%	0.00%	0.00%	0.02%	0.03%	0.00%	0.00%	0.00%	0.00%	0.00%
25-May-07	0.00%	0.00%	0.00%	0.00%	0.00%	0.00%	0.00%	0.00%	0.00%	0.00%	0.00%	0.00%	0.00%	0.00%	0.00%	0.00%	0.00%	0.00%	0.00%	0.00%	0.00%	0.00%	0.00%	0.00%



**First Franklin Mortgage Loan Trust
Mortgage Loan Asset-Backed Certificates
Series 2007-2**

***Distribution Date: 25-Oct-07
Asset-Backed Facts ~ 15 Month Historical Payoff/Loss Summary***

Distribution Date	Ending Pool		Payoffs		Insurance	Substitution	Liquidation	Realized Losses		Remaining Term	Curr Weighted Avg.	
	#	Balance	#	Balance	Proceeds	Proceeds	Proceeds	#	Amount	Life	Coupon	Remit
Total (All Loans)												
25-Oct-07	9,775	1,917,178,108	47	9,290,928	0.00	0.00	0.00	0	0	352	8.27%	7.77%
25-Sep-07	9,822	1,927,155,257	58	11,770,498	0.00	0.00	0.00	0	0	353	8.27%	7.77%
27-Aug-07	9,880	1,939,610,260	108	31,581,598	0.00	0.00	0.00	0	0	354	8.28%	7.78%
25-Jul-07	9,988	1,971,868,648	53	12,717,022	0.00	0.00	0.00	0	0	355	8.28%	7.78%
25-Jun-07	10,041	1,985,434,276	34	9,181,765	0.00	0.00	0.00	0	0	356	8.29%	7.79%
25-May-07	10,075	1,995,307,216	31	6,164,834	0.00	0.00	0.00	0	0	357	8.29%	7.79%

Group 1 Fixed												
25-Oct-07	857	135,979,827	4	793,897	0.00	0.00	0.00	0	0	346	8.46%	7.96%
25-Sep-07	861	136,852,082	3	642,953	0.00	0.00	0.00	0	0	347	8.46%	7.96%
27-Aug-07	864	137,577,913	9	1,673,745	0.00	0.00	0.00	0	0	348	8.48%	7.98%
25-Jul-07	873	139,330,589	3	454,866	0.00	0.00	0.00	0	0	349	8.48%	7.98%
25-Jun-07	876	139,866,878	3	620,374	0.00	0.00	0.00	0	0	350	8.48%	7.98%
25-May-07	879	140,569,100	2	390,367	0.00	0.00	0.00	0	0	351	8.49%	7.99%



**First Franklin Mortgage Loan Trust
Mortgage Loan Asset-Backed Certificates
Series 2007-2**

***Distribution Date: 25-Oct-07
Asset-Backed Facts ~ 15 Month Historical Payoff/Loss Summary***

Distribution Date	Ending Pool		Payoffs		Insurance	Substitution	Liquidation	Realized Losses		Remaining Term	Curr Weighted Avg.	
	#	Balance	#	Balance	Proceeds	Proceeds	Proceeds	#	Amount	Life	Coupon	Remit
Group 1 ARM												
25-Oct-07	2,845	562,723,959	22	4,092,276	0.00	0.00	0.00	0	0	353	8.24%	7.74%
25-Sep-07	2,867	567,017,046	22	4,926,800	0.00	0.00	0.00	0	0	354	8.24%	7.74%
27-Aug-07	2,889	572,137,570	30	6,092,454	0.00	0.00	0.00	0	0	355	8.25%	7.75%
25-Jul-07	2,919	578,424,212	18	4,080,636	0.00	0.00	0.00	0	0	356	8.25%	7.75%
25-Jun-07	2,937	582,869,420	13	2,984,808	0.00	0.00	0.00	0	0	357	8.25%	7.75%
25-May-07	2,950	586,050,816	9	1,808,385	0.00	0.00	0.00	0	0	358	8.25%	7.75%
Group 2 Fixed												
25-Oct-07	1,808	225,048,507	8	1,183,674	0.00	0.00	0.00	0	0	347	9.25%	8.75%
25-Sep-07	1,816	226,351,371	10	952,113	0.00	0.00	0.00	0	0	348	9.25%	8.75%
27-Aug-07	1,826	227,417,974	16	2,638,337	0.00	0.00	0.00	0	0	349	9.26%	8.76%
25-Jul-07	1,842	230,174,830	9	1,506,203	0.00	0.00	0.00	0	0	350	9.28%	8.78%
25-Jun-07	1,851	231,796,581	4	753,022	0.00	0.00	0.00	0	0	351	9.28%	8.78%
25-May-07	1,855	232,667,114	7	1,274,247	0.00	0.00	0.00	0	0	352	9.28%	8.78%

First Franklin Mortgage Loan Trust
Mortgage Loan Asset-Backed Certificates
Series 2007-2

Distribution Date: 25-Oct-07
Asset-Backed Facts ~ 15 Month Historical Payoff/Loss Summary

Distribution Date	Ending Pool		Payoffs		Insurance	Substitution	Liquidation	Realized Losses		Remaining Term	Curr Weighted Avg.	
	#	Balance	#	Balance	Proceeds	Proceeds	Proceeds	#	Amount	Life	Coupon	Remit
Group 2 ARM												
25-Oct-07	4,265	993,425,814	13	3,221,081	0.00	0.00	0.00	0	0	353	8.04%	7.54%
25-Sep-07	4,278	996,934,758	23	5,248,631	0.00	0.00	0.00	0	0	354	8.04%	7.54%
27-Aug-07	4,301	1,002,476,804	53	21,177,062	0.00	0.00	0.00	0	0	355	8.05%	7.55%
25-Jul-07	4,354	1,023,939,016	23	6,675,316	0.00	0.00	0.00	0	0	356	8.06%	7.56%
25-Jun-07	4,377	1,030,901,397	14	4,823,562	0.00	0.00	0.00	0	0	357	8.06%	7.56%
25-May-07	4,391	1,036,020,186	13	2,691,835	0.00	0.00	0.00	0	0	358	8.06%	7.56%



First Franklin Mortgage Loan Trust
Mortgage Loan Asset-Backed Certificates
Series 2007-2

Distribution Date: 25-Oct-07
Prepayment Premium Loan Detail for Current Period

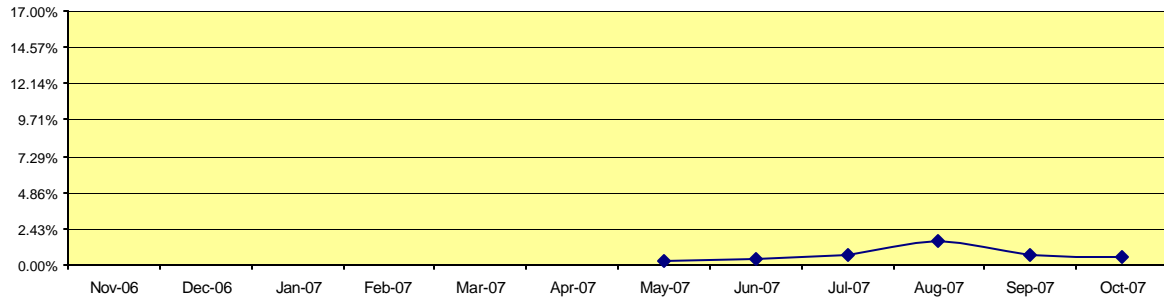
Disclosure Control #	Original Principal Balance	Beginning Principal Balance	Payoff Amount	Current Gross Rate	Prepayment Premium
4001215173	61,750.00	61,496.18	61,496.18	8.50%	2,090.87
4001245247	303,400.00	303,205.77	303,205.77	8.55%	10,369.64
4001246263	42,250.00	42,075.34	42,075.34	7.95%	1,262.26
4001265978	110,000.00	109,719.37	109,719.37	9.40%	4,125.45
4001273318	266,000.00	265,713.01	265,713.01	7.10%	7,547.63
4001283848	288,800.00	287,999.17	287,999.17	9.00%	5,759.98
4001320685	123,400.00	123,366.37	123,366.37	10.65%	1,751.78
Current Total	1,195,600.00	1,193,575.21	1,193,575.21		32,907.61
Cumulative Total	8,548,972.00	8,536,237.90	8,536,237.90		208,122.14

**First Franklin Mortgage Loan Trust
Mortgage Loan Asset-Backed Certificates
Series 2007-2**

**Distribution Date: 25-Oct-07
Prepayment Summary
Total (All Loans)**

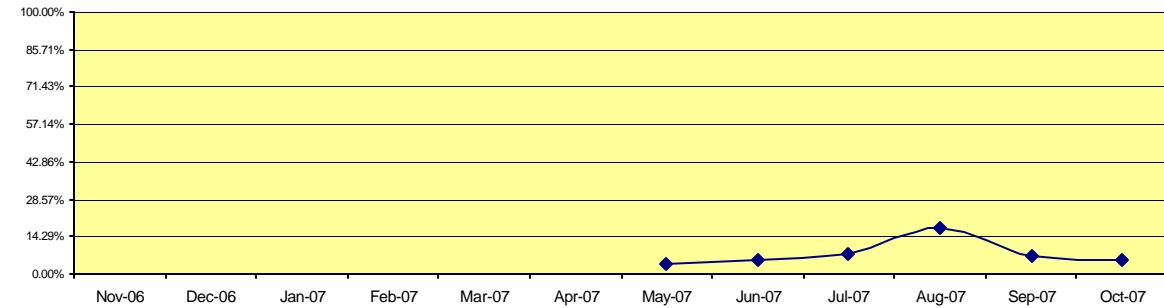
SMM (Single Monthly Mortality)

Total	
Current Period	0.49%
3-Month Average	0.90%
6-Month Average	0.69%
12-Month Average	0.69%
Average Since Cut-Off	0.69%



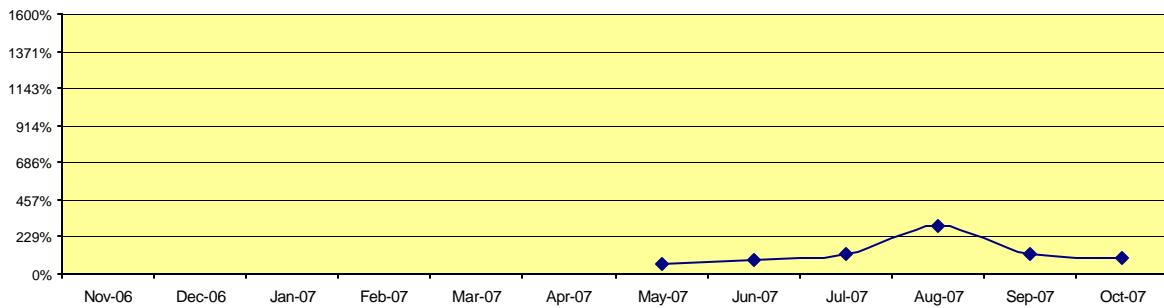
CPR (Conditional Prepayment Rate)

Total	
Current Period	5.68%
3-Month Average	10.14%
6-Month Average	7.85%
12-Month Average	7.85%
Average Since Cut-Off	7.85%



PSA (Public Securities Association)

Total	
Current Period	95%
3-Month Average	169%
6-Month Average	131%
12-Month Average	131%
Average Since Cut-Off	131%



SMM	Single Monthly Mortality	$(\text{Partial and Full Prepayments} + \text{Repurchases} + \text{Curtailments} + \text{Liquidations} + \text{Other Prin Proceeds}) / (\text{Beginning Collateral Bal} - \text{Scheduled Prin})$
CPR	Conditional Prepayment Rate	$1 - (1 - \text{SMM})^{12}$
PSA	Public Securities Association	$100 * \text{CPR} / (0.2 * \text{MIN}(30, \text{WAS}))$
WAS	Weighted Average Seasoning	$(\text{Original Term} - \text{Remaining Term}) * (\text{Current Scheduled Balance} / \text{Deal Scheduled Principal Balance})$



First Franklin Mortgage Loan Trust
Mortgage Loan Asset-Backed Certificates
Series 2007-2

Distribution Date: 25-Oct-07
Historical Collateral Level REO Report
Total (All Loans)

Disclosure Control #	REO Date	City	State	Property Type	Actual Balance	Scheduled Balance	Recent Appraisal Value	Appraisal Date	Appraisal Reduction Amount	Date Liquidated	Liquidation Proceeds	Liquidation Expenses	Realized Loss
4001225793	26-Sep-07	Joplin	MO	SF Unattached Dwelling	58,773.71	58,611.32	0.00						
4001259463	24-Sep-07	Saint Peters	MO	Condo - Low Facility	142,938.07	142,555.41	0.00						
4001053262	20-Sep-07	Jackson	MI	SF Unattached Dwelling	93,717.06	93,363.92	0.00						
4001292424	10-Sep-07	Etowah	TN	SF Unattached Dwelling	86,400.00	86,105.44	0.00						
4001287460	5-Sep-07	Canton	GA	PUD	136,000.00	135,582.00	0.00						
Total					517,828.84	516,218.09	0.00		0.00		0.00	0.00	0.00



**First Franklin Mortgage Loan Trust
Mortgage Loan Asset-Backed Certificates
Series 2007-2**

***Distribution Date: 25-Oct-07
Historical Collateral Level REO Report
Group 1***

Disclosure Control #	REO Date	City	State	Property Type	Actual Balance	Scheduled Balance	Recent Appraisal Value	Appraisal Date	Appraisal Reduction Amount	Date Liquidated	Liquidation Proceeds	Liquidation Expenses	Realized Loss
4001259463	24-Sep-07	Saint Peters	MO	Condo - Low Facility	142,938.07	142,555.41	0.00						
Total					142,938.07	142,555.41	0.00		0.00		0.00	0.00	0.00



**First Franklin Mortgage Loan Trust
Mortgage Loan Asset-Backed Certificates
Series 2007-2**

***Distribution Date: 25-Oct-07
Historical Collateral Level REO Report
Group 2***

Disclosure Control #	REO Date	City	State	Property Type	Actual Balance	Scheduled Balance	Recent Appraisal Value	Appraisal Date	Appraisal Reduction Amount	Date Liquidated	Liquidation Proceeds	Liquidation Expenses	Realized Loss
4001225793	26-Sep-07	Joplin	MO	SF Unattached Dwelling	58,773.71	58,611.32	0.00						
4001053262	20-Sep-07	Jackson	MI	SF Unattached Dwelling	93,717.06	93,363.92	0.00						
4001292424	10-Sep-07	Etowah	TN	SF Unattached Dwelling	86,400.00	86,105.44	0.00						
4001287460	5-Sep-07	Canton	GA	PUD	136,000.00	135,582.00	0.00						
Total					374,890.77	373,662.68	0.00		0.00		0.00	0.00	0.00



**First Franklin Mortgage Loan Trust
Mortgage Loan Asset-Backed Certificates
Series 2007-2**

**Distribution Date: 25-Oct-07
Mortgage Loan Characteristics Part I
Total (All Loans)**

Distribution by Current Ending Principal Balance

Min	Max	Count	% of Total	Balance	% of Total
9,000	to 70,000	987	10.10%	56,826,987	2.96%
70,000	to 87,000	811	8.30%	63,658,632	3.32%
87,000	to 104,000	793	8.11%	75,677,291	3.95%
104,000	to 121,000	814	8.33%	91,983,871	4.80%
121,000	to 138,000	797	8.15%	103,300,524	5.39%
138,000	to 155,000	689	7.05%	100,791,359	5.26%
155,000	to 200,000	1,510	15.45%	267,012,811	13.93%
200,000	to 245,000	923	9.44%	204,322,187	10.66%
245,000	to 290,000	690	7.06%	183,566,944	9.57%
290,000	to 335,000	442	4.52%	137,355,946	7.16%
335,000	to 380,000	342	3.50%	122,126,720	6.37%
380,000	to 1,400,000	977	9.99%	510,554,836	26.63%
		9,775	100.00%	1,917,178,108	100.00%

Distribution by Cut-off Principal Balance

Min	Max	Count	% of Total	Balance	% of Total
25,000	to 70,000	1,017	10.06%	58,782,296	2.94%
70,000	to 87,000	829	8.20%	65,205,840	3.26%
87,000	to 104,000	810	8.02%	77,390,589	3.87%
104,000	to 121,000	829	8.20%	93,800,704	4.69%
121,000	to 138,000	814	8.05%	105,579,726	5.27%
138,000	to 157,000	772	7.64%	113,708,919	5.68%
157,000	to 203,000	1,542	15.26%	275,585,535	13.76%
203,000	to 249,000	981	9.71%	220,645,855	11.02%
249,000	to 295,000	692	6.85%	187,235,716	9.35%
295,000	to 341,000	464	4.59%	146,662,932	7.33%
341,000	to 385,000	346	3.42%	125,606,352	6.27%
385,000	to 1,400,000	1,010	9.99%	531,927,515	26.57%
		10,106	100.00%	2,002,131,979	100.00%

Distribution by Current Mortgage Rate

Min	Max	Count	% of Total	Balance	% of Total
5.38%	to 6.98%	927	9.48%	256,009,946	13.35%
6.98%	to 7.27%	532	5.44%	132,025,638	6.89%
7.27%	to 7.55%	584	5.97%	137,113,951	7.15%
7.55%	to 7.83%	934	9.55%	206,021,063	10.75%
7.83%	to 8.11%	986	10.09%	212,305,394	11.07%
8.11%	to 8.45%	1,115	11.41%	215,204,964	11.23%
8.45%	to 8.77%	989	10.12%	185,543,041	9.68%
8.77%	to 9.08%	960	9.82%	168,331,575	8.78%
9.08%	to 9.39%	650	6.65%	106,140,434	5.54%
9.39%	to 9.70%	674	6.90%	105,651,094	5.51%
9.70%	to 10.05%	429	4.39%	66,147,943	3.45%
10.05%	to 13.56%	995	10.18%	126,683,064	6.61%
		9,775	100.00%	1,917,178,108	100.00%

Distribution by Original Mortgage Rate

Min	Max	Count	% of Total	Balance	% of Total
5.38%	to 7.00%	1,044	10.33%	284,855,231	14.23%
7.00%	to 7.28%	437	4.32%	109,852,291	5.49%
7.28%	to 7.56%	753	7.45%	175,540,247	8.77%
7.56%	to 7.84%	798	7.90%	177,715,220	8.88%
7.84%	to 8.13%	1,011	10.00%	219,923,394	10.98%
8.13%	to 8.45%	1,154	11.42%	226,292,222	11.30%
8.45%	to 8.77%	1,032	10.21%	195,265,010	9.75%
8.77%	to 9.08%	1,008	9.97%	180,265,885	9.00%
9.08%	to 9.39%	683	6.76%	113,820,028	5.68%
9.39%	to 9.70%	703	6.96%	112,208,094	5.60%
9.70%	to 10.05%	441	4.36%	70,080,225	3.50%
10.05%	to 13.56%	1,042	10.31%	136,314,133	6.81%
		10,106	100.00%	2,002,131,979	100.00%



**First Franklin Mortgage Loan Trust
Mortgage Loan Asset-Backed Certificates
Series 2007-2**

***Distribution Date: 25-Oct-07
Mortgage Loan Characteristics Part II
Total (All Loans)***

Distribution by Product Characteristics (Current)

Product Type	# of Loans	Ending Balance	% of Balance	WAMM	WAC
Adjustable	7,110	1,556,149,773	81.17%	353.41	8.11%
Fixed 1st Lien	2,665	361,028,335	18.83%	346.27	8.95%

Distribution by Product Characteristics (Cut-off)

Product Type	# of Loans	Original Principal Balance	% of Balance	WAMM	WAC
Adjustable	7,363	1,627,049,781	81.27%	360.00	8.13%
Fixed 1st Lien	2,743	375,082,198	18.73%	353.14	8.98%

Total 9,775 1,917,178,108 100.00%

Total 10,106 2,002,131,979 100.00%

Distribution by Property Types (Current)

Property Type	# of Loans	Ending Balance	% of Balance	WAMM	WAC
SF Unattached Dwelling	7,147	1,302,230,747	67.92%	351.88	8.32%
PUD	1,517	354,188,395	18.47%	352.23	8.18%
Multifamily	547	149,727,124	7.81%	353.08	7.97%
Condo - Low Facility	526	102,377,198	5.34%	352.30	8.30%
Condo - High Facility	38	8,654,644	0.45%	353.51	8.33%

Distribution by Property Types (Cut-off)

Property Type	# of Loans	Ending Balance	% of Balance	WAMM	WAC
SF Unattached Dwelling	7,384	1,359,189,877	67.89%	358.51	8.34%
PUD	1,558	368,880,071	18.42%	358.89	8.20%
Multifamily	575	157,592,856	7.87%	359.82	8.00%
Condo - Low Facility	549	107,367,847	5.36%	359.01	8.34%
Condo - High Facility	40	9,101,328	0.45%	360.00	8.39%

Total 9,775 1,917,178,108 100.00%

Total 10,106 2,002,131,979 100.00%



**First Franklin Mortgage Loan Trust
Mortgage Loan Asset-Backed Certificates
Series 2007-2**

***Distribution Date: 25-Oct-07
Mortgage Loan Characteristics Part II
Total (All Loans)***

Distribution by Occupancy Type (Current)

Occupancy Type	# of Loans	Ending Balance	% of Balance	WAMM	WAC
Owner Occupied - Primary Residence	9,320	1,851,357,629	96.57%	352.11	8.28%
Non-Owner Occupied	419	59,407,726	3.10%	350.83	7.97%
Owner Occupied - Secondary Residence	36	6,412,753	0.33%	352.08	8.35%
Total	9,775	1,917,178,108	100.00%		

Distribution by Occupancy Type (Cut-off)

Occupancy Type	# of Loans	Ending Balance	% of Balance	WAMM	WAC
Owner Occupied - Primary Residence	9,625	1,931,305,751	96.46%	358.75	8.30%
Non-Owner Occupied	444	64,041,254	3.20%	357.58	7.99%
Owner Occupied - Secondary Residence	37	6,784,975	0.34%	358.62	8.33%
Total	10,106	2,002,131,979	100.00%		

Distribution by Loan Purpose (Current)

Loan Purpose	# of Loans	Ending Balance	% of Balance	WAMM	WAC
Purchase	6,205	1,177,090,397	61.40%	352.89	8.34%
Refinance/Equity Takeout	3,006	627,847,395	32.75%	351.15	8.20%
Refinance/No Cash Out	564	112,240,317	5.85%	348.54	7.91%
Total	9,775	1,917,178,108	100.00%		

Distribution by Loan Purpose (Cut-off)

Loan Purpose	# of Loans	Ending Balance	% of Balance	WAMM	WAC
Purchase	6,399	1,225,244,845	61.20%	359.45	8.36%
Refinance/Equity Takeout	3,121	657,881,690	32.86%	357.94	8.22%
Refinance/No Cash Out	586	119,005,444	5.94%	355.45	7.97%
Total	10,106	2,002,131,979	100.00%		



**First Franklin Mortgage Loan Trust
Mortgage Loan Asset-Backed Certificates
Series 2007-2**

***Distribution Date: 25-Oct-07
Mortgage Loan Characteristics Part II
Total (All Loans)***

Distribution by Originator Concentration > 10% (Current)

Originator	# of Loans	Ending Balance	% of Balance	WAMM	WAC
First Franklin Financial Corporation	9,775	1,917,178,108	100.00%	352.07	8.27%

Distribution by Originator Concentration > 10% (Cut-off)

Originator	# of Loans	Ending Balance	% of Balance	WAMM	WAC
First Franklin Financial Corporation	10,106	2,002,131,979	100.00%	358.71	8.29%

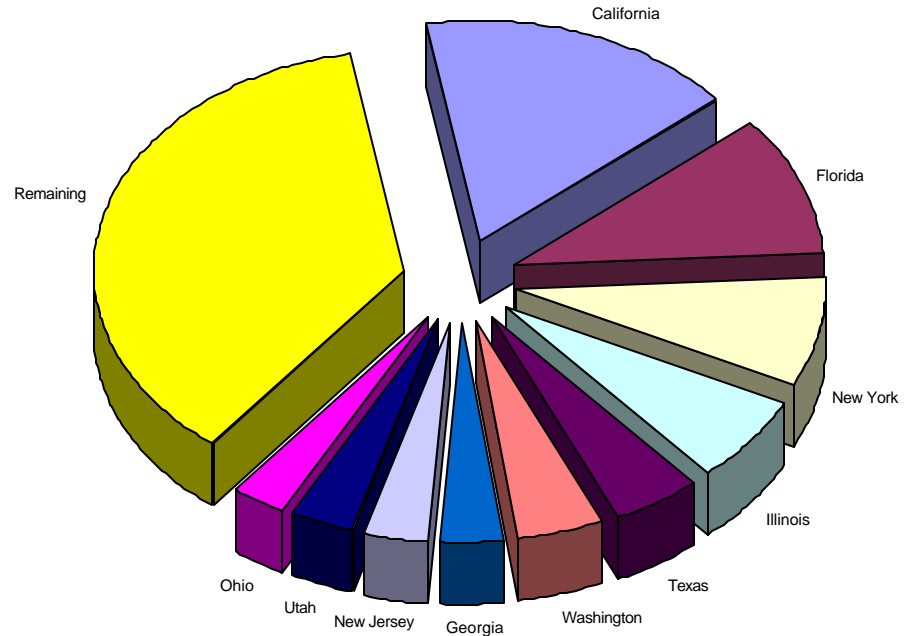
**First Franklin Mortgage Loan Trust
Mortgage Loan Asset-Backed Certificates
Series 2007-2**

**Distribution Date: 25-Oct-07
Geographic Concentration
Total (All Loans)**

Top 10 Current State Concentration

Geographic Distribution	# of Loans	Balance ⁽¹⁾	% of Balance	WAMM	WAC
California	830	317,069,294	16.54%	353	7.52%
Florida	937	198,175,688	10.34%	352	8.19%
New York	555	154,811,787	8.07%	353	8.00%
Illinois	629	125,312,492	6.54%	353	8.63%
Texas	695	87,468,137	4.56%	350	8.72%
Washington	349	84,125,435	4.39%	353	7.92%
Georgia	405	68,195,149	3.56%	353	8.82%
New Jersey	213	63,010,269	3.29%	351	8.50%
Utah	324	61,854,610	3.23%	353	8.03%
Ohio	437	54,143,628	2.82%	351	8.89%
Remaining	4,401	703,011,619	36.67%	352	8.50%

Top 10 Current State Concentration



Top 10 Original State Concentration

Geographic Distribution	# of Loans	Balance ⁽¹⁾	% of Balance	WAMM	WAC
California	856	327,855,092	16.38%	359	7.55%
Florida	959	204,867,128	10.23%	358	8.21%
New York	573	162,358,465	8.11%	360	8.03%
Illinois	698	142,615,007	7.12%	359	8.66%
Texas	705	90,291,237	4.51%	357	8.73%
Washington	353	85,881,537	4.29%	360	7.94%
Georgia	420	71,391,464	3.57%	360	8.82%
New Jersey	224	66,930,154	3.34%	358	8.51%
Utah	330	63,054,176	3.15%	360	8.05%
Ohio	452	55,835,571	2.79%	358	8.90%
Remaining	4,536	731,052,149	36.51%	358	8.51%

⁽¹⁾ Based on Current Period Ending Principal Balance



First Franklin Mortgage Loan Trust
Mortgage Loan Asset-Backed Certificates
Series 2007-2

Distribution Date: 25-Oct-07
Current Period Realized Loss Detail

Total (All Loans)

Disclosure Control #	Original Liquidation Balance	Net Liquidation Proceeds	Loss-Certs Non-adjusted	Subsequent Recov/(Exp)	Loss-Certs Adjusted	Loss Severity	Loan-to-Value	FICO	Lien Position	Liq Type	Occ Type
Current Total	0.00	0.00	0.00	0.00	0.00						
Cumulative	0.00	0.00	0.00	0.00	0.00						

Liq. Type Code - Legend

BK Discharged	B	Paid in Full
Charge-off	C	REO
Foreclosure	F	Short Sale
Retain Lien	L	Third Party
Loan Sale	O	Settled

Occ Type Code - Legend

P	Primary	1
R	Secondary	2
S	Investment	3
T		
X		



First Franklin Mortgage Loan Trust
Mortgage Loan Asset-Backed Certificates
Series 2007-2

Distribution Date: 25-Oct-07
Historical Realized Loss Summary
Total (All Loans)

Distribution Date	----- Current Realized Loss -----				----- Previous Liquidations/Payoffs -----						Realized Loss Adjusted	Cumulative Realized Loss
	Beginning Scheduled Balance	Net Liquidation Proceeds	Realized Loss	Loan Count	Claims on Prior Liquidations		Recovery on Prior Liquidations		(Claims)/Recoveries on Prior Payoffs			
					Amount	Count	Amount	Count	Amount	Count		
25-Oct-07	0.00	0.00	0.00	0	0.00	0	0.00	0	0.00	0	0.00	0.00
25-Sep-07	0.00	0.00	0.00	0	0.00	0	0.00	0	0.00	0	0.00	0.00
27-Aug-07	0.00	0.00	0.00	0	0.00	0	0.00	0	0.00	0	0.00	0.00
25-Jul-07	0.00	0.00	0.00	0	0.00	0	0.00	0	0.00	0	0.00	0.00
25-Jun-07	0.00	0.00	0.00	0	0.00	0	0.00	0	0.00	0	0.00	0.00
25-May-07	0.00	0.00	0.00	0	0.00	0	0.00	0	0.00	0	0.00	0.00
Total	0.00	0.00	0.00	0	0.00	0	0.00	0	0.00	0	0.00	



First Franklin Mortgage Loan Trust
Mortgage Loan Asset-Backed Certificates
Series 2007-2

Distribution Date: 25-Oct-07
Historical Realized Loss Summary
Group 1

Distribution Date	----- Current Realized Loss -----				----- Previous Liquidations/Payoffs -----						Realized Loss Adjusted	Cumulative Realized Loss
	Beginning Scheduled Balance	Net Liquidation Proceeds	Realized Loss	Loan Count	Claims on Prior Liquidations		Recovery on Prior Liquidations		(Claims)/Recoveries on Prior Payoffs			
					Amount	Count	Amount	Count	Amount	Count		
25-Oct-07	0.00	0.00	0.00	0	0.00	0	0.00	0	0.00	0	0.00	0.00
25-Sep-07	0.00	0.00	0.00	0	0.00	0	0.00	0	0.00	0	0.00	0.00
27-Aug-07	0.00	0.00	0.00	0	0.00	0	0.00	0	0.00	0	0.00	0.00
25-Jul-07	0.00	0.00	0.00	0	0.00	0	0.00	0	0.00	0	0.00	0.00
25-Jun-07	0.00	0.00	0.00	0	0.00	0	0.00	0	0.00	0	0.00	0.00
25-May-07	0.00	0.00	0.00	0	0.00	0	0.00	0	0.00	0	0.00	0.00
Total	0.00	0.00	0.00	0	0.00	0	0.00	0	0.00	0	0.00	



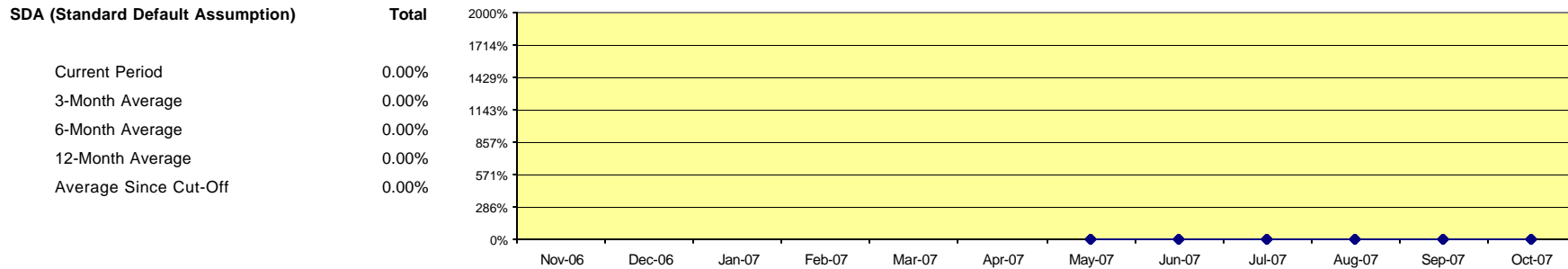

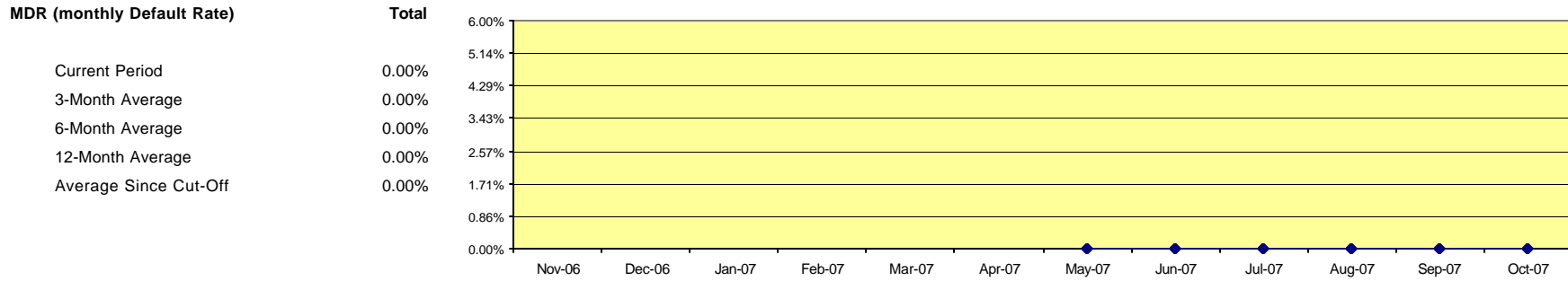
First Franklin Mortgage Loan Trust
Mortgage Loan Asset-Backed Certificates
Series 2007-2

Distribution Date: 25-Oct-07
Historical Realized Loss Summary
Group 2

Distribution Date	----- Current Realized Loss -----				----- Previous Liquidations/Payoffs -----						Realized Loss Adjusted	Cumulative Realized Loss
	Beginning Scheduled Balance	Net Liquidation Proceeds	Realized Loss	Loan Count	Claims on Prior Liquidations		Recovery on Prior Liquidations		(Claims)/Recoveries on Prior Payoffs			
					Amount	Count	Amount	Count	Amount	Count		
25-Oct-07	0.00	0.00	0.00	0	0.00	0	0.00	0	0.00	0	0.00	0.00
25-Sep-07	0.00	0.00	0.00	0	0.00	0	0.00	0	0.00	0	0.00	0.00
27-Aug-07	0.00	0.00	0.00	0	0.00	0	0.00	0	0.00	0	0.00	0.00
25-Jul-07	0.00	0.00	0.00	0	0.00	0	0.00	0	0.00	0	0.00	0.00
25-Jun-07	0.00	0.00	0.00	0	0.00	0	0.00	0	0.00	0	0.00	0.00
25-May-07	0.00	0.00	0.00	0	0.00	0	0.00	0	0.00	0	0.00	0.00
Total	0.00	0.00	0.00	0	0.00	0	0.00	0	0.00	0	0.00	

**First Franklin Mortgage Loan Trust
Mortgage Loan Asset-Backed Certificates
Series 2007-2**

**Distribution Date: 25-Oct-07
Realized Loss Summary
Total (All Loans)**



MDR	Monthly Default Rate	$(\text{Beginning Principal Balance of Liquidated Loans}) / (\text{Total Beginning Principal Balance})$
CDR	Conditional Default Rate	$1 - (1 - \text{MDR})^{12}$
SDA	Standard Default Assumption	If WAS=30 then CDR/(WAS*0.02) else if 30<WAS=60 then CDR/0.6 else if 60<WAS=120 then CDR/(0.6-(WAS-60)*0.0095) else if WAS>120 then CDR/0.03
WAS	Weighted Average Seasoning	$(\text{Original Term} - \text{Remaining Term}) * (\text{Current Scheduled Balance} / \text{Deal Scheduled Principal Balance})$



**First Franklin Mortgage Loan Trust
Mortgage Loan Asset-Backed Certificates
Series 2007-2**

***Distribution Date: 25-Oct-07
Servicemembers Civil Relief Act
Total (All Loans)***

Disclosure Control #	Group	Beginning Balance	Scheduled Principal	Unscheduled Principal	Ending balance	Loan Rate	P&I Amount	Scheduled Interest	Interest Received	Relief Act Interest Shortfall
4001271774	Group 2 ARM	122,117.38	125.80	0.00	121,991.58	7.80%	919.56	793.76	610.58	183.18
Total		122,117.38	125.80	0.00	121,991.58		919.56	793.76	610.58	183.18



**First Franklin Mortgage Loan Trust
Mortgage Loan Asset-Backed Certificates
Series 2007-2**

***Distribution Date: 25-Oct-07
Material Breaches Detail***

Disclosure Control #	Loan Group #	Ending Principal Balance	Material Breach Date	Material Breach Description
----------------------	--------------	--------------------------	----------------------	-----------------------------

Material breaches of pool asset representation or warranties or transaction covenants.



**First Franklin Mortgage Loan Trust
Mortgage Loan Asset-Backed Certificates
Series 2007-2**

***Distribution Date: 25-Oct-07
Modified Loan Detail
Total (All Loans)***

Disclosure Control #	Loan Group #	Modified Maturity Date	Cutoff Maturity Date	Modification Description
-------------------------	--------------	---------------------------	-------------------------	--------------------------

Modifications include any extensions or waivers to the mortgage loan terms, fees, penalties or payments during the preceding calendar month or that have become material over time.



**First Franklin Mortgage Loan Trust
Mortgage Loan Asset-Backed Certificates
Series 2007-2**

***Distribution Date: 25-Oct-07
Collateral Asset Changes***

Disclosure
Control #

Beginning Principal Balance

Description



**First Franklin Mortgage Loan Trust
Mortgage Loan Asset-Backed Certificates
Series 2007-2**

***Distribution Date: 25-Oct-07
Substitution Detail History***

--- Loans Substituted Into Pool ---

----- Loans Substituted Out of Pool -----

Investor #	Period	Beginning Principal Balance	Investor #	Period	Beginning Principal Balance	Adjusted for Principal	Substitution Code
------------	--------	-----------------------------	------------	--------	-----------------------------	------------------------	-------------------



**First Franklin Mortgage Loan Trust
Mortgage Loan Asset-Backed Certificates
Series 2007-2**

***Distribution Date: 25-Oct-07
Substitution Detail History Summary***

- - - Loans Substituted Into Pool - - -

- - - Loans Substituted Out of Pool - - -

Period	Count	Beginning Principal Balance	Count	Beginning Principal Balance	Adjusted for Principal	Difference Into vs. Out
--------	-------	-----------------------------	-------	-----------------------------	------------------------	----------------------------